



DIMENSIONS
COLLABORATIVE



ANNUAL **REPORT 2024**

San Diego County Office of Education
Charter School Services
charterschools@sdcoe.net
www.sdcoe.net/charter



WELCOME TO OUR YEARLY **ANNUAL REPORT**

Welcome to Dimensions Collaborative School, San Diego County Office of Education's county-wide benefit charter school offering a highly personalized learning model with the use of a wide range of resources, multi-age groupings, and student-led hands-on learning to guide students in becoming self-determined learners.

Our Educational Facilitators spend a great deal of time getting to know the student and family to select materials and design lessons which provide a balance of rigor and relevance for each student. Parents serve as partners in the education of their child and co-create learning experiences completed at home, in the community, and/or at one of our campuses. Self-awareness, reflection, and advocacy are critical elements of the learning process.

TABLE OF CONTENTS

CHARTER SCHOOL INFORMATION	1
Mission Statement	1
Our Vision	1
School Information	1
School Authorization	1
School Leadership	1
PHYSICAL LOCATIONS	2
EXECUTIVE SUMMARY	3
GOVERNANCE	4
The Governing Board	4
Strategic Priorities	4
HIGHLIGHTS	5
OUR STUDENTS	6
Student Enrollment and Retention	6
Demographic and Subgroup Information	6
STUDENT ACHIEVEMENT	7
California Assessment of Student Performance and Progress (CAASPP)	7
English Language Arts (CAASP)	7
Mathematics (CAASP)	7
CAASPP Test Results at a Glance	8
New School Name	8
State of California	8
California School Dashboard	9
English Language Arts	9
Mathematics	9
English Learner Progress	10
Chronic Absenteeism	10
Suspension Rate	10
College and Career Readiness	11
Graduation Rate	11
Local Assessments	12
FINANCE	14
Financial Overview	14
Fund Balance and Economic Uncertainties	14
Current Budget	15
SCHOOL AUTHORIZER	16

CHARTER SCHOOL **INFORMATION**

MISSION STATEMENT

The mission of Dimensions Collaborative School (DCS) is to serve the San Diego County Office of Education in preparing students to become citizens capable of discipline, synthesis, creativity, respect, empathy, and ethics for success in 21st-century society.

OUR VISION

The vision of Element Education, Inc. (EEL) is to create model programs for deep and meaningful learning and attract and develop innovative and effective educators who instill the mindset and skills for developing agency in, and ownership of, lifelong learning.

SCHOOL INFORMATION

Name:	Dimensions Collaborative School
Website:	www.dimensions.org
Email:	tnovacek@myelement.org
Phone:	(877) 300-8299

SCHOOL AUTHORIZATION

Current Charter Term:	July 1, 2021 - June 30, 2027
CDS Code:	37103710137752
California Charter Number:	1946
School Accountability Report Card:	2022-23 SARC

SCHOOL LEADERSHIP

Executive Director/CEO:	Terri Novacek
Administrator/CBO:	Douglas Miller
Administrator/COO:	Roland Yung
Administrator/Director:	Paul Johnson

PHYSICAL **LOCATIONS**



DCS - North County-Broadway

1800 North Broadway
Escondido, CA 92026
Grade Levels Served: TK - 04
Site Principal: Paul Johnson

DCS - North County-Montiel

1441 Montiel Road, Suite 145
Escondido, CA 92026
Grade Levels Served: 5 - 12
Site Principal: Paul Johnson

DCS - North County Coastal-Carlsbad

6797 Embarcadero Lane
Carlsbad, CA 92011
Grades Levels Served: All Grades
Site Principal: Paul Johnson

DCS - South County/Central San Diego, Mission Valley

4646 Mission Gorge Place, Suite 101
San Diego, CA 92129
Grades Levels Served: TK - 12
Site Principal: Paul Johnson



EXECUTIVE SUMMARY

Paul Johnson, former Director of Accountability, is carrying out his second year as the Dimension Collaborative School (DCS) School Director with a focus on empowering staff and students to achieve mastery through autonomy and a sense of purpose.

Although growing slowly overall, enrollment continues to be a challenge as students negatively impacted by the pandemic try to navigate their digital acuity and dependence in a human world dealing with debt, depression, and destruction. Students who have been homeschooled with little support are now seeking programs like DCS to help them “catch up.” The uneven balance of high-risk students requires a lot of time, expertise, and patience that can be draining on resources. The staff continue to work hard and engage in collaborative and other professional learning to identify and share best practices.

Administration, in collaboration with the organization’s compensation committee, continues to develop a multi-tier salary schedule which puts more of the professional learning, growth and compensation in the hands of the employee. The shift to the new program is slow so as not to implement too much change at once.

DCS enrolled a small number of transitional kindergarten (TK) students and TK teachers have all completed the required courses for compliance.

The Career Technical Education (CTE) Business Pathway has gained momentum and DCS is the only school in the county to have a Future Business Leaders of America (FBLA) program.

DCS was granted a six-year term for Western Association of Schools and Colleges (WASC) accreditation.

After following a “track” system in which students choose between hybrid or homeschool tracks, the school is transitioning back to a “One DCS” program which aligns with our charter. The track system was a strategy to serve the post-pandemic needs of families. We’ve worked hard the last two years to bring students out of their shells and prepare them to return to site-based schools. Those who do well with the more flexible schedule will remain with us with only two days of foundational support.



GOVERNANCE

THE GOVERNING BOARD



Jared Sinclair

President
Term: 2021-23



Barbara Rohner

Vice President
Term: 2022-24



Tim Tweeten

Clerk
Term: 2022-24



Rosella Childers

Member
Term: 2021-23



Aisha Williams

Member
Term: 2022-24



Cecilia Williams

Member
Term: 2021-23

STRATEGIC PRIORITIES

An area of priority this year was to make staff meetings more meaningful with staff walking away with new knowledge and skills they could put into practice right away. Our most recent staff survey reflected 100% positive responses.

An area of focus has been recruitment and retention, with strong efforts to properly inform families of our program to ensure students will receive the support they need from day one of enrollment. A parent satisfaction survey was sent out in December. With only fifty-five responses, we do not feel we have a good sample, but the survey did provide short answers that can guide our future practices.

The Academic Counselor collaborated with a team to reinstate a comprehensive CTE program, leading to several students being recognized at national competitions.

The Element Education governing board moved its annual meeting from November to June to align terms with the fiscal (and school) year. The transition is being managed with members extending, or shortening, terms to accommodate the six-month gap.

Shift to one DCS with all students having equal access to digital, community, home, and campus resources.

HIGHLIGHTS

ADA
502.97

DASHBOARDS



LINK



REQ REU

4%

OPERATING SINCE

■ 2018



TOTAL ENROLLMENT

497

SUBGROUP INFO

- EL = **5.6%**
- Foster = **0.0%**
- Homeless = **1.2%**
- Migrant = **0.0%**
- Students with Disabilities = **19.3%**
- Socioeconomically Disadvantaged = **50.1%**



FUND BALANCE

68.84%

ACTUAL UNRESTRICTED FUND BALANCE

\$4.88 mil

Data source: The highlights page features the latest available data, including current fiscal year 2023-24 figures for enrollment, P2 ADA, and subgroups, alongside unaudited financial metrics from the 2022-23 fiscal year.

OUR STUDENTS

STUDENT ENROLLMENT AND RETENTION

School Year	TK-K	1	2	3	4	5	6	7	8	9	10	11	12	Total
2020-21	46	50	47	56	58	47	27	39	37	37	37	43	29	553
2021-22	49	42	46	49	47	50	40	34	34	38	33	33	26	521
2022-23	54	41	36	34	44	29	46	42	34	29	25	29	25	468
2023-24	42	40	44	40	33	42	38	44	42	34	34	35	29	497

Data source: CDE Data Quest

DEMOGRAPHIC AND SUBGROUP INFORMATION

School Year	African American	American Indian or Alaska Native	Asian	Filipino	Hispanic or Latino	Pacific Islander	White	Two or More Races	Not Reported
2020-21	6.9%	0.2%	1.5%	2.5%	29.8%	0.0%	49.6%	8.5%	1.1%
2021-22	9.4%	0.2%	1.7%	1.5%	32.1%	0.2%	45.1%	7.7%	2.1%
2022-23	8.5%	0.2%	1.9%	0.4%	34.6%	0.4%	42.9%	7.3%	3.6%
2023-24	9.9%	0.0%	1.6%	0.4%	34.2%	0.6%	40.8%	8.2%	4.2%

School Year	English Learners	Foster Youth	Homeless Youth	Migrant Education	Students with Disabilities	Socioeconomically Disadvantaged
2020-21	3.1%	0.2%	1.4%	0.0%	15.4%	34.7%
2021-22	4.0%	0.0%	3.1%	0.0%	14.8%	40.1%
2022-23	5.6%	0.0%	3.6%	0.0%	19.0%	51.9%
2023-24	5.6%	0.0%	1.2%	0.0%	19.3%	50.1%

Data source: CDE Data Quest

STUDENT **ACHIEVEMENT**

CALIFORNIA ASSESSMENT OF STUDENT PERFORMANCE AND PROGRESS (CAASPP)

The **2019-20** data cells with (-) values indicate that the data is not available due to the COVID-19 pandemic and resulting summative test suspension. Executive Order N-30-20 waived the assessment, accountability, and reporting requirements for the 2019-20 school year.

The **2020-21** data cells with (-) values indicate that the data is not available due to the COVID-19 pandemic and lack of consistency in the assessment.

The results in these key areas for each subject are reported using the following three indicators: below standard, near standard, and above standard. The sum of the achievement level percentages may not add to 100% due to rounding.

ENGLISH LANGUAGE ARTS (CAASPP)

School Year	CHARTER SCHOOL			STATE OF CALIFORNIA		
	# of Students Tested	Not Met/ Nearly Met	Met/ Exceeded	# of Students Tested	Not Met/ Nearly Met	Met/ Exceeded
2019-20	-	-	-	-	-	-
2020-21	-	-	-	743,626	50.99%	49.01%
2021-22	253	49.4%	50.60%	2,969,670	52.95%	47.06%
2022-23	234	51.53%	48.47%	2,960,990	53.34%	46.66%

MATHEMATICS (CAASPP)

School Year	CHARTER SCHOOL			STATE OF CALIFORNIA		
	# of Students Tested	Not Met/ Nearly Met	Met/ Exceeded	# of Students Tested	Not Met/ Nearly Met	Met/ Exceeded
2019-20	-	-	-	-	-	-
2020-21	-	-	-	749,948	66.24%	33.76%
2021-22	252	69.08%	30.92%	2,973,472	66.62%	33.38%
2022-23	235	66.81%	33.18%	2,972,294	65.38%	34.62%

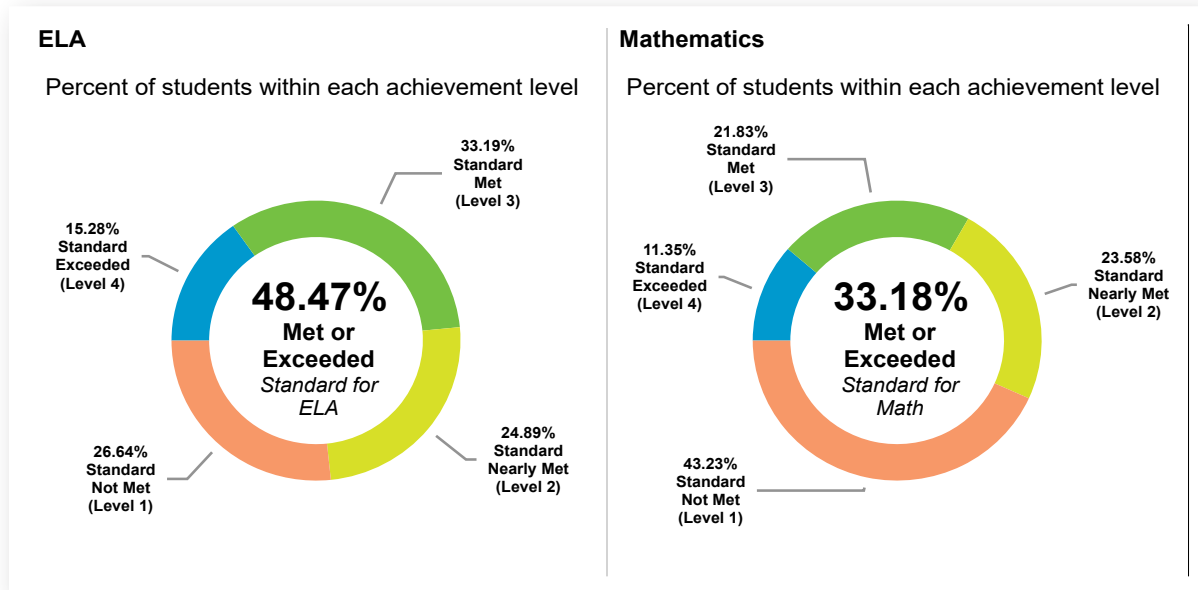
Note: Although the California Ed Code allows for Independent Study students to complete CAASPP at home, Dimension Collaborative students complete it on side with credentialed proctors.

Data source: <https://caaspp-elpac.ets.org/>

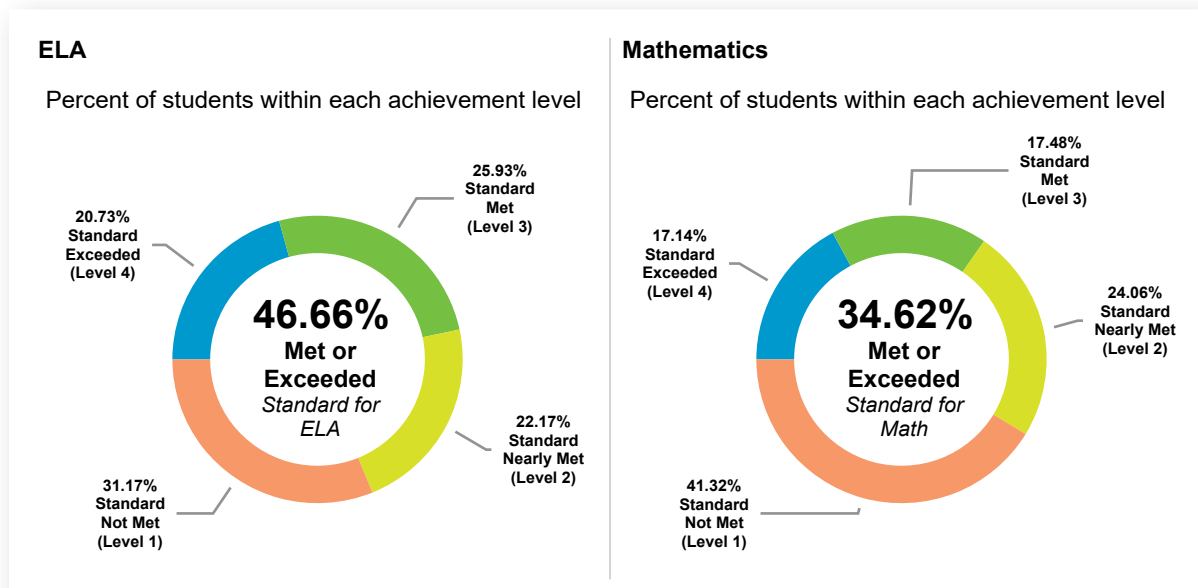
STUDENT **ACHIEVEMENT**

CAASPP TEST RESULTS AT A GLANCE

DIMENSIONS COLLABORATIVE



STATE OF CALIFORNIA



Data source: <https://caaspp-elpac.ets.org/>

■ STANDARD NOT MET: LEVEL 1
 ■ STANDARD NEARLY MET: LEVEL 2
 ■ STANDARD MET: LEVEL 3
 ■ STANDARD EXCEEDED: LEVEL 4

STUDENT **ACHIEVEMENT**

CALIFORNIA SCHOOL DASHBOARD

Due to the COVID-19 pandemic, state law has suspended the reporting of state and local indicators on the 2020 and 2021 California School Dashboard. However, available data that would have been included in the Dashboard are reported on the Department of Education (CDE)'s website if they were determined to be valid and reliable. Information regarding the reporting status of data is available at CDE's [COVID-19 and Data Reporting](#) and [COVID-19 Accountability FAQs](#) webpages.

ENGLISH LANGUAGE ARTS

School Year	CHARTER SCHOOL			STATE OF CALIFORNIA		
	Color	Distance from Standard	Distance Change	Color	Distance from Standard	Distance Change
2019-20		-	-		-	-
2020-21		-	-		-	-
2021-22	Low	- 15.8	-	Low	- 12.2	-
2022-23		- 29.2	- 12.9		- 13.6	- 1.4

MATHEMATICS

School Year	CHARTER SCHOOL			STATE OF CALIFORNIA		
	Color	Distance from Standard	Distance Change	Color	Distance from Standard	Distance Change
2019-20		-	-		-	-
2020-21		-	-		-	-
2021-22	Low	- 60	-	Low	- 51.7	-
2022-23		- 71.1	- 9.5		- 49.1	2.6

Data source: CDE Data Quest

PERFORMANCE
LEVELS:



BLUE
(HIGHEST)



GREEN



YELLOW



ORANGE



RED
(LOWEST)

STUDENT **ACHIEVEMENT**

Note:

The state of California did not report data for the 2020 & 2021 school year.

ENGLISH LEARNER PROGRESS

	CHARTER SCHOOL		STATE OF CALIFORNIA	
School Year	# of EL Students	% Making Progress Towards English Language Proficiency	# of EL Students	% Making Progress Towards English Language Proficiency
2019-20	-	-	-	-
2020-21	-	-	-	-
2021-22	-	37.5%	785,734	50.3%
2022-23	21	57.1%	829,209	48.7%

CHRONIC ABSENTEEISM

	CHARTER SCHOOL			STATE OF CALIFORNIA		
School Year	Dashboard Color	% Chronically Absent	Change from Prior Year	Dashboard Color	% Chronically Absent	Change from Prior Year
2019-20		-	-		-	-
2020-21		-	-		-	-
2021-22	Very Low	1.0%	-	Very High	30.0%	-
2022-23		1.5%	+ 0.5%		24.3%	- 5.7%

SUSPENSION RATE

	CHARTER SCHOOL			STATE OF CALIFORNIA		
School Year	Dashboard Color	% Suspended	Change from Prior Year	Dashboard Color	% Suspended	Change from Prior Year
2019-20		-	-		-	-
2020-21		-	-		-	-
2021-22	Very Low	0.2%	-	Medium	3.1%	-
2022-23		0.2%	0%		3.5%	+ 0.4%

Data source: CA Dashboard

PERFORMANCE LEVELS:



BLUE
(HIGHEST)



GREEN



YELLOW



ORANGE



RED
(LOWEST)

STUDENT **ACHIEVEMENT**

Note:
The state of California did not report College & Career data for the 2020,21 & 22 school year.

COLLEGE AND CAREER READINESS

School Year	CHARTER SCHOOL			STATE OF CALIFORNIA		
	Dashboard Color	% Chronically Absent	Change from Prior Year	Dashboard Color	% Chronically Absent	Change from Prior Year
2019-20		-	-		-	-
2020-21		-	-		-	-
2021-22		-	-		-	-
2022-23	Low	17.5%	-	Medium	43.9%	-

GRADUATION RATE

School Year	CHARTER SCHOOL			STATE OF CALIFORNIA		
	Dashboard Color	% Chronically Absent	Change from Prior Year	Dashboard Color	% Chronically Absent	Change from Prior Year
2019-20		-	-	-	-	-
2020-21		-	-	-	-	-
2021-22	Very High	95.5%	-	Medium	87.4%	-
2022-23		87.5%	- 8.0%		86.4%	- 1.0%

Data source: CA Dashboard

PERFORMANCE LEVELS:



BLUE
(HIGHEST)



GREEN



YELLOW



ORANGE



RED
(LOWEST)

STUDENT **ACHIEVEMENT**

LOCAL ASSESSMENTS - READING

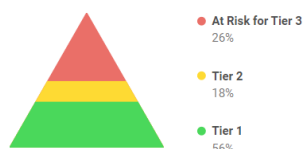
Dimensions Collaborative School uses i-Ready as our interim assessment to monitor academic growth and areas of need. The assessment data was submitted in bar graph format and shows a comparison of the results from Winter 2023 to Winter 2024 by grade level.

We have been able to assess a much higher proportion of our student body. The percentage of students at risk has decreased and we are excited to see that many of these students have moved into Tier 2.


DCS I-Ready Reading Results Winter 2024

Students Assessed/Total: 387/519

Overall Placement



Placement By Domain

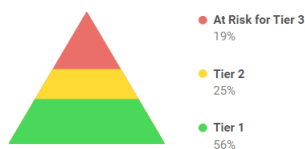


[The Mapping Between 5-Level and 3-Level Placements](#)

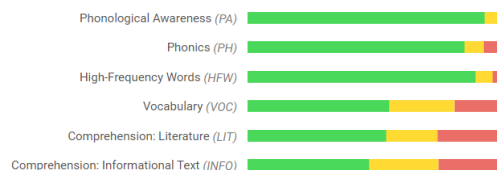
DCS I-Ready Reading Results Winter 2023

Students Assessed/Total: 304/457

Overall Placement



Placement By Domain



[The Mapping Between 5-Level and 3-Level Placements](#)

Data source: School Resource

STUDENT **ACHIEVEMENT**

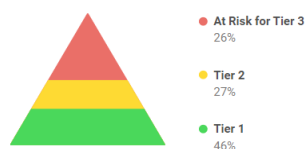
LOCAL ASSESSMENTS - MATH

Additional focus has been on student well-being to bring them to a place where they are ready to learn. In house surveys, Power Traits, SEL, and SDL are used to guide discussions and goals.

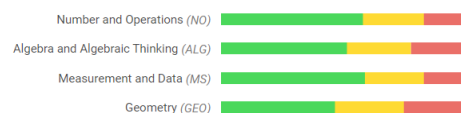
DCS I-Ready Math Results Winter 2024

Students Assessed/Total: 393/519

Overall Placement



Placement By Domain

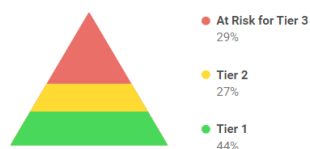


[The Mapping Between 5-Level and 3-Level Placements](#)

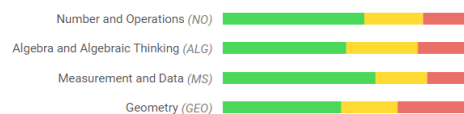
DCS I-Ready Math Results Winter 2023

Students Assessed/Total: 295/457

Overall Placement



Placement By Domain



[The Mapping Between 5-Level and 3-Level Placements](#)

Data source: School Resource

FINANCE **2023-2024**

FINANCIAL OVERVIEW

Dimensions Collaborative School ended the 2022-23 fiscal year with a surplus of \$1.38 million and an ending fund balance of \$4.88 million, representing a reserve for economic uncertainties (REU) percentage of 68.84%. This percentage surpasses the 4% REU required by the San Diego County Office of Education (SDCOE).

The financial audit report for 2022-23 was completed by Silva & Silva Accountancy Corp. and contained no findings.

A review of the charter school's 2023-24 second interim report was analyzed in the context of the 2023-24 State Budget Act. Based on that report, it was assessed that the charter school will meet all its financial obligations for the current year and two subsequent years.

Enrollment in the current year is 497 students, an increase of 6.20% from the 2022-23 enrollment of 468 students. The budget for 2023-24 and two subsequent years has been adjusted to reflect the change in enrollment and proportionate Average Daily Attendance (ADA) rates. The projected 2023-24 ending fund balance is \$5.03 million, which represents a reserve percentage of 73.71%. A surplus of \$108,696 is projected for the 2023-24 fiscal year.

Dimensions Collaborative School does not currently have any long-term liabilities.

The 2023-24 cash flow analysis projects a positive cash balance in all months. The charter school industry recommends that charter schools maintain a cash balance between 30- and 60-days cash on hand. Dimensions Collaborative School projects a range of 226 to 267 days cash on hand.

FUND BALANCE AND ECONOMIC UNCERTAINTIES

	2019-20 Audited	2020-21 Audited	2021-22 Audited	2022-23 Audited
Actual Unrestricted Fund Balance	\$3.31 million	\$3.32 million	\$3.27 million	\$4.88 million
Fund Balance as % of Total Expenditures	58.58%	60.92%	52.43%	68.84%
Required Reserve for Economic Uncertainties	4%	4%	4%	4%

FINANCE **2023-2024**

CURRENT BUDGET

	2022-23 Unaudited Actuals	2023-24 Second Interim
Enrollment	468	497
Average Daily Attendance	465.27	498.21
REVENUE		
LCFF	\$5,155,042.00	\$6,061,599.00
Federal	\$204,720.00	\$75,236.00
State	\$1,317,347.00	\$724,974.00
Local	\$873,517.00	\$73,878.00
Total REVENUE	\$7,550,626.00	\$6,935,687.00
EXPENDITURES		
Certificated Salaries	\$2,535,341.00	\$2,806,806.00
Classified Salaries	\$597,195.00	\$782,706.00
Employee Benefits	\$895,117.00	\$1,070,838.00
Materials and Supplies	\$552,450.00	\$542,500.00
Services and Operations	\$1,554,818.00	\$1,509,141.00
Capital Outlay	\$0.00	\$115,000.00
Total EXPENDITURES	\$6,172,635.00	\$6,826,991.00
OTHER OUTGO		
Indirect Costs	\$0.00	\$0.00
Contributions	\$0.00	\$0.00
Total OTHER OUTGO	\$0.00	\$0.00
SURPLUS / (DEFICIT)	\$1,377,991.00	\$108,696.00
FUND BALANCE		
Beginning Fund Balance	\$3,272,083.00	\$4,881,782.00
Ending Fund Balance	\$4,881,782.00	\$5,032,356.00
Reserve for Economic Uncertainties	79.09%	73.71%

SCHOOL AUTHORIZER

Under the direction of the San Diego County superintendent of schools, the San Diego County Office of Education's (SDCOE) Charter School Services department, as a function of the Business Services division, coordinates programmatic, operational, and fiscal oversight for the 11 charter schools approved by the San Diego County Board of Education.

The SDCOE portfolio of authorized charter schools is held accountable to all applicable laws, regulations, policies, agreements, and each school's approved charter petition. The San Diego County Board of

Education utilizes data and community feedback to inform decisions about charter school authorization, renewals, material revisions, sharing of promising practices, and if necessary, remediation.

SDCOE's Charter School Services department also provides general information, technical assistance, and professional development to the 129 charter schools and the additional 22 district authorizers operating throughout San Diego County. We proudly serve as a resource for charter schools, districts, and state and local agencies, as well as all San Diego County families and their communities.

