



# ANNUAL **REPORT 2024**

San Diego County Office of Education  
Charter School Services  
[charterschools@sdcoe.net](mailto:charterschools@sdcoe.net)  
[www.sdcoe.net/charter](http://www.sdcoe.net/charter)



# WELCOME TO OUR YEARLY **ANNUAL REPORT**

Welcome to Howard Gardner Community School where: Every Child Matters and Every Moment Counts!

Howard Gardner Community School (HGCS) will provide students with a unique and supportive learning environment based on the tenets of multiple intelligence theory, facilitate the development of 21st-century skills, and create an atmosphere where ALL students reach their highest potential.

We will ensure that our students will flourish in a highly supportive environment that values the “whole child’s” educational experience from academic rigor to creative expression, to leadership development.

# TABLE OF CONTENTS

|  |    |
|--|----|
| CHARTER SCHOOL INFORMATION   | 1  |
| Mission Statement  | 1  |
| Our Vision   | 1  |
| School Information   | 1  |
| School Authorization   | 1  |
| School Leadership  | 1  |
| PHYSICAL LOCATIONS   | 2  |
| EXECUTIVE SUMMARY  | 3  |
| GOVERNANCE   | 4  |
| The Governing Board  | 4  |
| Strategic Priorities   | 4  |
| HIGHLIGHTS   | 5  |
| OUR STUDENTS   | 6  |
| Student Enrollment and Retention                                   | 6  |
| Demographic and Subgroup Information                               | 6  |
| STUDENT ACHIEVEMENT  | 7  |
| California Assessment of Student Performance and Progress (CAASPP) | 7  |
| English Language Arts (CAASP)                                      | 7  |
| Mathematics (CAASP)  | 7  |
| CAASPP Test Results at a Glance                                    | 8  |
| New School Name  | 8  |
| State of California  | 8  |
| California School Dashboard  | 9  |
| English Language Arts  | 9  |
| Mathematics  | 9  |
| English Learner Progress   | 10 |
| Chronic Absenteeism  | 10 |
| Suspension Rate  | 10 |
| FINANCE  | 11 |
| Financial Overview   | 11 |
| Fund Balance and Economic Uncertainties                            | 11 |
| Current Budget   | 12 |
| SCHOOL AUTHORIZER  | 13 |
|  |    |

# CHARTER SCHOOL **INFORMATION**

## MISSION STATEMENT

Howard Gardner Community Charter School will provide students with a unique, and supportive learning environment based on the tenets of multiple intelligence theory, facilitate the development of 21st century skills, and create an atmosphere where ALL students reach their highest potential..

## OUR VISION

We will create and foster a community of lifelong learners who are primed for success in the 21st century. We pledge to thoughtfully educate students of all academic and developmental levels using Howard Gardner's Multiple Intelligences as our framework. We continually strive to improve our instruction through professional development and cutting-edge, research-based practices. Our rigorous and progressive curriculum will foster student engagement and our teachers will facilitate and promote the qualities of passion, imagination, adaptability, perseverance, courage, self-awareness, and curiosity. We will utilize the data obtained from formative and summative assessments to help guide our instruction. We believe children are most successful when staff, students, and families work together. We will ensure that our students will flourish in a highly supportive environment that values the "whole child" educational experience – from academic rigor to creative expression and leadership development.

## SCHOOL INFORMATION

|                 |  |
|-----------------|--|
| <b>Name:</b>    | Howard Gardner Community Charter                                 |
| <b>Website:</b> | <a href="http://www.hgcschool.org">www.hgcschool.org</a>         |
| <b>Email:</b>   | <a href="mailto:dtaylor@hgcschool.org">dtaylor@hgcschool.org</a> |
| <b>Phone:</b>   | (619) 934-0300   |

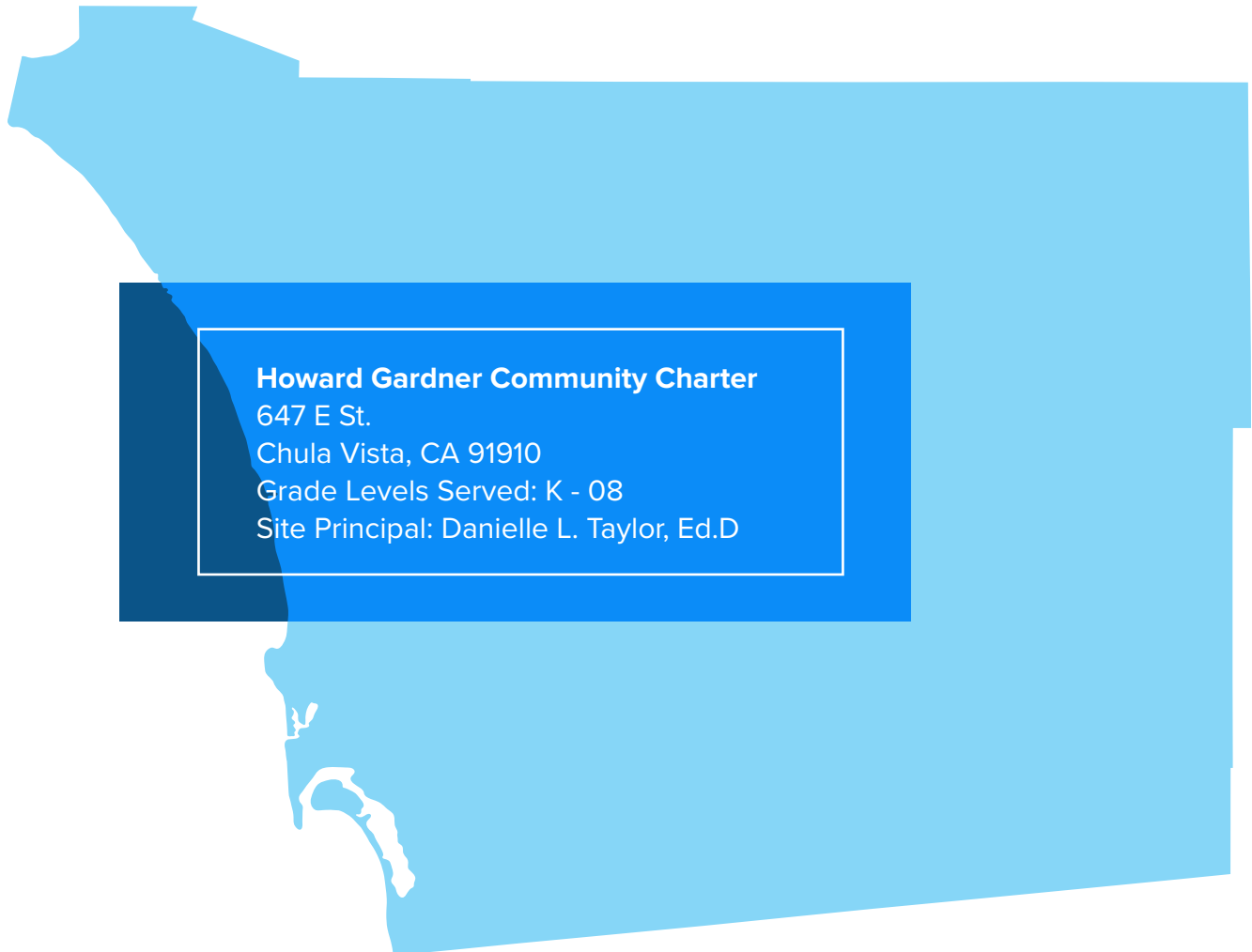
## SCHOOL AUTHORIZATION

|   |                              |
|---|------------------------------|
| <b>Current Charter Term:</b>              | July 1, 2021 - June 30, 2027 |
| <b>CDS Code:</b>                          | 37103710124321               |
| <b>California Charter Number:</b>         | 1308                         |
| <b>School Accountability Report Card:</b> | 2022-23 SARC                 |

## SCHOOL LEADERSHIP

|                       |                     |
|-----------------------|---------------------|
| <b>Principal:</b>     | Dr. Danielle Taylor |
| <b>Administrator:</b> | Marisol Cortes      |

# PHYSICAL **LOCATIONS**



# EXECUTIVE SUMMARY

Our 2023-2024 school year has been a RECORD YEAR at HGCS! Together, we navigated the aftershocks of the pandemic and have fully embraced our fulltime return to in person classroom learning and community engagement. As a faculty, we have committed to a core belief in establish a system of restorative practices and fully utilizing our community to build upon. We are continuing our re-commitment to instructing our students based on the model of our namesake, Howard Gardner, and his multiple intelligence theory. Further, we stand proud on our mantra of believing that every child matters and that all our moments count.



# GOVERNANCE

## THE GOVERNING BOARD



**John Class**

President

Term: 2021-23



**Vanessa Zuniga-Garcia**

Secretary

Term: 2021-23



**Jamie Bastide**

Board Member

Term: 2023-25



**Leslie Steele**

Board Member

Term: 2023-25

## STRATEGIC PRIORITIES

- Providing quality instruction and intervention to all students
- Integrating quality English language development (ELD) practices and activities
- Effectively creating and implementing Individualized Education Plans (IEPs) for our special services population
- Offering tailored and pertinent professional development to our staff
- Enhancing partnerships with parents, guardians and stakeholders

# HIGHLIGHTS

P2 ADA

**168.72**

DASHBOARDS



**CAASPP**



**CA**

LINK



**SARC**



REQ REU

**5%**

OPERATING  
SINCE

■ 2012



TOTAL ENROLLMENT

**180**

SUBGROUP INFO

- EL = **54.4%**
- Foster = **0.0%**
- Homeless = **30.6%**
- Migrant = **0.0%**
- Students with Disabilities = **17.8%**
- Socioeconomically Disadvantaged = **76.1%**



FUND BALANCE

**34.52%**

ACTUAL UNRESTRICTED  
FUND BALANCE

**\$1.37 mil**

Data source: The highlights page features the latest available data, including current fiscal year 2023-24 figures for enrollment, P2 ADA, and subgroups, alongside unaudited financial metrics from the 2022-23 fiscal year.



# OUR STUDENTS

## STUDENT ENROLLMENT AND RETENTION

| School Year | TK-K | 1  | 2  | 3  | 4  | 5  | 6  | 7  | 8  | 9 | 10 | 11 | 12 | Total |
|-------------|------|----|----|----|----|----|----|----|----|---|----|----|----|-------|
| 2020-21     | 23   | 19 | 23 | 21 | 23 | 24 | 21 | 29 | 32 | 0 | 0  | 0  | 0  | 215   |
| 2021-22     | 22   | 24 | 16 | 20 | 24 | 24 | 22 | 22 | 26 | 0 | 0  | 0  | 0  | 200   |
| 2022-23     | 37   | 18 | 27 | 22 | 24 | 27 | 30 | 28 | 26 | 0 | 0  | 0  | 0  | 239   |
| 2023-24     | 24   | 16 | 13 | 23 | 19 | 17 | 21 | 22 | 25 | 0 | 0  | 0  | 0  | 180   |

Data source: CDE Data Quest

## DEMOGRAPHIC AND SUBGROUP INFORMATION

| School Year | African American | American Indian or Alaska Native | Asian | Filipino | Hispanic or Latino | Pacific Islander | White | Two or More Races | Not Reported |
|-------------|------------------|----------------------------------|-------|----------|--------------------|------------------|-------|-------------------|--------------|
| 2020-21     | 1.9%             | 0.0%                             | 1.4%  | 0.5%     | 94.0%              | 0.5%             | 1.4%  | 0.5%              | 0.0%         |
| 2021-22     | 1.5%             | 0.0%                             | 0.5%  | 0.0%     | 95.5%              | 0.0%             | 1.5%  | 0.5%              | 0.5%         |
| 2022-23     | 2.1%             | 0.0%                             | 0.4%  | 0.0%     | 97.5%              | 0.0%             | 0.0%  | 0.0%              | 0.0%         |
| 2023-24     | 2.2%             | 0.0%                             | 0.0%  | 0.0%     | 97.8%              | 0.0%             | 0.0%  | 0.0%              | 0.0%         |

| School Year | English Learners | Foster Youth | Homeless Youth | Migrant Education | Students with Disabilities | Socioeconomically Disadvantaged |
|-------------|------------------|--------------|----------------|-------------------|----------------------------|---------------------------------|
| 2020-21     | 39.1%            | 0.9%         | 8.8%           | 0.0%              | 20.0%                      | 75.8%                           |
| 2021-22     | 48.0%            | 1.0%         | 7.5%           | 0.0%              | 17.5%                      | 80.5%                           |
| 2022-23     | 55.6%            | 0.4%         | 29.7%          | 0.0%              | 15.5%                      | 84.9%                           |
| 2023-24     | 54.4%            | 0.0%         | 30.6%          | 0.0%              | 17.8%                      | 76.1%                           |

Data source: CDE Data Quest

# STUDENT **ACHIEVEMENT**

## CALIFORNIA ASSESSMENT OF STUDENT PERFORMANCE AND PROGRESS (CAASPP)

The **2019-20** data cells with (-) values indicate that the data is not available due to the COVID-19 pandemic and resulting summative test suspension. Executive Order N-30-20 waived the assessment, accountability, and reporting requirements for the 2019-20 school year.

The **2020-21** data cells with (-) values indicate that the data is not available due to the COVID-19 pandemic and lack of consistency in the assessment.

The results in these key areas for each subject are reported using the following three indicators: below standard, near standard, and above standard. The sum of the achievement level percentages may not add to 100% due to rounding.

### ENGLISH LANGUAGE ARTS (CAASPP)

| School Year    | CHARTER SCHOOL       |                     |               | STATE OF CALIFORNIA  |                     |               |
|----------------|----------------------|---------------------|---------------|----------------------|---------------------|---------------|
|                | # of Students Tested | Not Met/ Nearly Met | Met/ Exceeded | # of Students Tested | Not Met/ Nearly Met | Met/ Exceeded |
| <b>2019-20</b> | -                    | -                   | -             | -                    | -                   | -             |
| <b>2020-21</b> | -                    | -                   | -             | 743,626              | 50.99%              | 49.01%        |
| <b>2021-22</b> | 150                  | 73.33%              | 26.66%        | 2,969,670            | 52.95%              | 47.06%        |
| <b>2022-23</b> | 155                  | 83.88%              | 16.13%        | 2,960,990            | 53.34%              | 46.66%        |

### MATHEMATICS (CAASPP)

| School Year    | CHARTER SCHOOL       |                     |               | STATE OF CALIFORNIA  |                     |               |
|----------------|----------------------|---------------------|---------------|----------------------|---------------------|---------------|
|                | # of Students Tested | Not Met/ Nearly Met | Met/ Exceeded | # of Students Tested | Not Met/ Nearly Met | Met/ Exceeded |
| <b>2019-20</b> | -                    | -                   | -             | -                    | -                   | -             |
| <b>2020-21</b> | -                    | -                   | -             | 749,948              | 66.24%              | 33.76%        |
| <b>2021-22</b> | 153                  | 88.89%              | 11.11%        | 2,973,472            | 66.62%              | 33.38%        |
| <b>2022-23</b> | 154                  | 96.11%              | 3.90%         | 2,972,294            | 65.38%              | 34.62%        |

Data source: <https://caaspp-elpac.ets.org/>

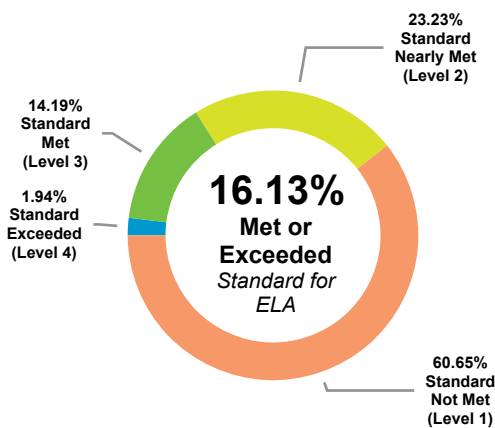
# STUDENT **ACHIEVEMENT**

## CAASPP TEST RESULTS AT A GLANCE

### HOWARD GARDNER COMMUNITY SCHOOL

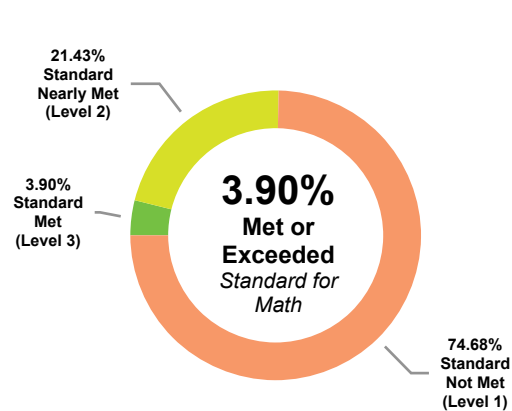
#### ELA

Percent of students within each achievement level



#### Mathematics

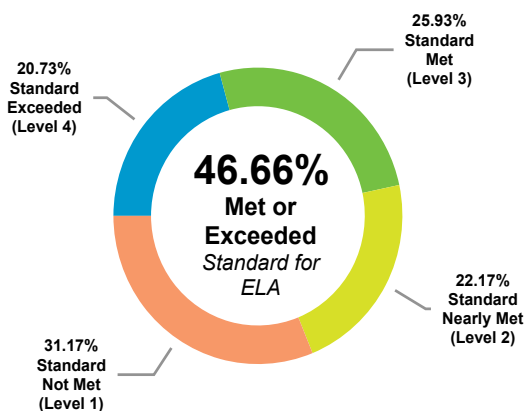
Percent of students within each achievement level



### STATE OF CALIFORNIA

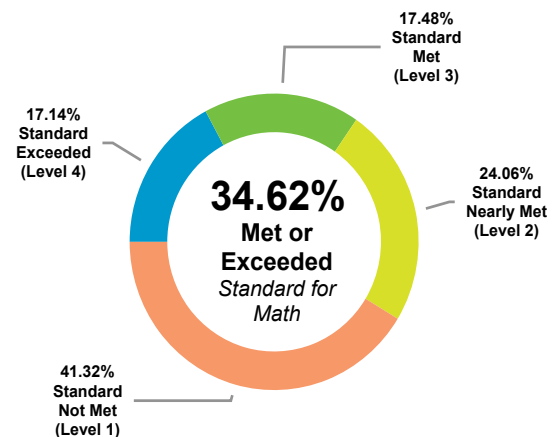
#### ELA

Percent of students within each achievement level



#### Mathematics

Percent of students within each achievement level



Data source: <https://caaspp-elpac.ets.org/>

■ STANDARD NOT MET: LEVEL 1 
 ■ STANDARD NEARLY MET: LEVEL 2 
 ■ STANDARD MET: LEVEL 3 
 ■ STANDARD EXCEEDED: LEVEL 4

# STUDENT **ACHIEVEMENT**

## CALIFORNIA SCHOOL DASHBOARD

Due to the COVID-19 pandemic, state law has suspended the reporting of state and local indicators on the 2020 and 2021 California School Dashboard. However, available data that would have been included in the Dashboard are reported on the Department of Education (CDE)'s website if they were determined to be valid and reliable. Information regarding the reporting status of data is available at CDE's [COVID-19 and Data Reporting](#) and [COVID-19 Accountability FAQs](#) webpages.

### ENGLISH LANGUAGE ARTS

| School Year | CHARTER SCHOOL |                        |                 | STATE OF CALIFORNIA |                        |                 |
|-------------|----------------|------------------------|-----------------|---------------------|------------------------|-----------------|
|             | Color          | Distance from Standard | Distance Change | Color               | Distance from Standard | Distance Change |
| 2019-20     |                | -                      | -               |                     | -                      | -               |
| 2020-21     |                | -                      | -               |                     | -                      | -               |
| 2021-22     | Low            | - 60.1                 | -               | Low                 | - 12.2                 | -               |
| 2022-23     |                | - 91.6                 | - 31.5          |                     | - 13.6                 | - 1.4           |

### MATHEMATICS

| School Year | CHARTER SCHOOL |                        |                 | STATE OF CALIFORNIA |                        |                 |
|-------------|----------------|------------------------|-----------------|---------------------|------------------------|-----------------|
|             | Color          | Distance from Standard | Distance Change | Color               | Distance from Standard | Distance Change |
| 2019-20     |                | -                      | -               |                     | -                      | -               |
| 2020-21     |                | -                      | -               |                     | -                      | -               |
| 2021-22     | Very Low       | - 100.7                | -               | Low                 | - 51.7                 | -               |
| 2022-23     |                | - 124.5                | - 23.8          |                     | - 49.1                 | 2.6             |

Data source: CA Dashboard

PERFORMANCE  
LEVELS:



BLUE  
(HIGHEST)



GREEN



YELLOW



ORANGE



RED  
(LOWEST)

# STUDENT **ACHIEVEMENT**

**Note:**

The state of California did not report data for the 2020 & 2021 school year.

**ENGLISH LEARNER PROGRESS**

|             | CHARTER SCHOOL   |  | STATE OF CALIFORNIA |  |
|-------------|------------------|--|---------------------|--|
| School Year | # of EL Students | % Making Progress Towards English Language Proficiency | # of EL Students    | % Making Progress Towards English Language Proficiency |
| 2019-20     | -                | -  | -                   | -  |
| 2020-21     | -                | -  | -                   | -  |
| 2021-22     | 91               | 50.5%  | 785,734             | 50.3%  |
| 2022-23     | 99               | 47.5%  | 829,209             | 48.7%  |

**CHRONIC ABSENTEEISM**

|             | CHARTER SCHOOL  |                      |                        | STATE OF CALIFORNIA |                      |                        |
|-------------|-----------------|----------------------|------------------------|---------------------|----------------------|------------------------|
| School Year | Dashboard Color | % Chronically Absent | Change from Prior Year | Dashboard Color     | % Chronically Absent | Change from Prior Year |
| 2019-20     |                 | -                    | -                      |                     | -                    | -                      |
| 2020-21     |                 | -                    | -                      |                     | -                    | -                      |
| 2021-22     | Very High       | 34.2%                | -                      | Very High           | 30.0%                | -                      |
| 2022-23     |                 | 50.0%                | + 15.8%                |                     | 24.3%                | - 5.7%                 |

**SUSPENSION RATE**

|             | CHARTER SCHOOL  |             |                        | STATE OF CALIFORNIA |             |                        |
|-------------|-----------------|-------------|------------------------|---------------------|-------------|------------------------|
| School Year | Dashboard Color | % Suspended | Change from Prior Year | Dashboard Color     | % Suspended | Change from Prior Year |
| 2019-20     |                 | -           | -                      |                     | -           | -                      |
| 2020-21     |                 | -           | -                      |                     | -           | -                      |
| 2021-22     | Very Low        | 0.0%        | -                      | Medium              | 3.1%        | -                      |
| 2022-23     |                 | 0.0%        | -                      |                     | 3.5%        | + 0.4%                 |

Data source: CA Dashboard

PERFORMANCE  
LEVELS:



BLUE  
(HIGHEST)



GREEN



YELLOW



ORANGE



RED  
(LOWEST)

# FINANCE **2023-2024**

## FINANCIAL OVERVIEW

Howard Gardner Community Charter School ended the 2022-23 fiscal year with a surplus of \$93,549 and an ending fund balance of \$1.37 million, representing a reserve for economic uncertainties (REU) percentage of 34.52%. This percentage surpasses the 5% REU required by the San Diego County Office of Education (SDCOE).

The financial audit report for 2022-23 was completed by Christy White Associates, A Professional Accountancy Corporation and contained no findings.

A review of the charter school's 2023-24 second interim report was analyzed in the context of the 2023-24 State Budget Act. Based on that report, it was assessed that the charter school will meet all its financial obligations for the current year and two subsequent years.

Enrollment in the current year is 188 students, a decrease of 21.34% from the 2022-23 enrollment of 239 students. The budget for 2023-24 and two subsequent years has been adjusted to reflect the change in enrollment and proportionate Average Daily Attendance (ADA) rates. The projected 2023-24 ending fund balance is \$1.39 million, which represents a reserve percentage of 36.27%. A surplus of \$25,258 is projected for the 2023-24 fiscal year.

Howard Gardner Community Charter School currently has no long-term debt.

The 2023-24 cash flow analysis projects a positive cash balance in all months. The charter school industry recommends that charter schools maintain a cash balance between 30- and 60-days cash on hand. Howard Gardner Community Charter School projects a range of 59 to 162 days cash on hand.

## FUND BALANCE AND ECONOMIC UNCERTAINTIES

|   | 2019-20<br>Audited | 2020-21<br>Audited | 2021-22<br>Audited | 2022-23<br>Audited |
|---|--------------------|--------------------|--------------------|--------------------|
| Actual Unrestricted Fund Balance            | \$2.13 million     | \$2.12 million     | \$1.27 million     | \$1.37 million     |
| Fund Balance as % of Total Expenditures     | 76.56%             | 68.53%             | 31.29%             | 34.52%             |
| Required Reserve for Economic Uncertainties | 5%                 | 5%                 | 5%                 | 5%                 |

# FINANCE **2023-2024**

## CURRENT BUDGET

|   | 2022-23<br>Unaudited Actuals | 2023-24<br>Second Interim |
|---|------------------------------|---------------------------|
| <b>Enrollment</b>                         | <b>239</b>                   | <b>188</b>                |
| <b>Average Daily Attendance</b>           | <b>207.19</b>                | <b>169.01</b>             |
| <b>REVENUE</b>                            |                              |                           |
| LCFF                                      | \$2,407,707.00               | \$2,132,031.00            |
| Federal                                   | \$684,411.00                 | \$622,102.00              |
| State                                     | \$919,564.00                 | \$1,076,423.00            |
| Local                                     | \$38,491.00                  | \$29,933.00               |
| <b>Total REVENUE</b>                      | <b>\$4,050,173.26</b>        | <b>\$3,860,489.00</b>     |
| <b>EXPENDITURES</b>                       |                              |                           |
| Certificated Salaries                     | \$1,130,397.00               | \$1,123,693.00            |
| Classified Salaries                       | \$903,562.00                 | \$861,921.00              |
| Employee Benefits                         | \$613,339.00                 | \$583,909.00              |
| Materials and Supplies                    | \$295,587.00                 | \$239,942.00              |
| Services and Operations                   | \$983,815.00                 | \$977,350.00              |
| Capital Outlay                            | \$29,924.00                  | \$48,414.00               |
| <b>Total EXPENDITURES</b>                 | <b>\$3,956,624.00</b>        | <b>\$3,835,229.00</b>     |
| <b>OTHER OUTGO</b>                        |                              |                           |
| Indirect Costs                            | \$0.00                       | \$0.00                    |
| Contributions                             | \$0.00                       | \$0.00                    |
| <b>Total OTHER OUTGO</b>                  | <b>\$0.00</b>                | <b>\$0.00</b>             |
| <b>SURPLUS / (DEFICIT)</b>                | <b>\$93,549.00</b>           | <b>\$25,258.00</b>        |
| <b>FUND BALANCE</b>                       |                              |                           |
| Beginning Fund Balance                    | \$1,270,267.00               | \$1,365,676.00            |
| <b>Ending Fund Balance</b>                | <b>\$1,365,676.00</b>        | <b>\$1,390,934.00</b>     |
| <b>Reserve for Economic Uncertainties</b> | <b>34.52%</b>                | <b>36.27%</b>             |



# SCHOOL AUTHORIZER

Under the direction of the San Diego County superintendent of schools, the San Diego County Office of Education's (SDCOE) Charter School Services department, as a function of the Business Services division, coordinates programmatic, operational, and fiscal oversight for the 11 charter schools approved by the San Diego County Board of Education.

The SDCOE portfolio of authorized charter schools is held accountable to all applicable laws, regulations, policies, agreements, and each school's approved charter petition. The San Diego County Board of

Education utilizes data and community feedback to inform decisions about charter school authorization, renewals, material revisions, sharing of promising practices, and if necessary, remediation.

SDCOE's Charter School Services department also provides general information, technical assistance, and professional development to the 129 charter schools and the additional 22 district authorizers operating throughout San Diego County. We proudly serve as a resource for charter schools, districts, and state and local agencies, as well as all San Diego County families and their communities.

