



ANNUAL **REPORT 2024**

San Diego County Office of Education
Charter School Services
charterschools@sdcoe.net
www.sdcoe.net/charter



WELCOME TO OUR YEARLY **ANNUAL REPORT**

Excitement fills the air as we continue through 2023-24 academic year at Iftin Charter Shcool (ICS), where our unwavering dedication remains centered on establishing a solid educational foundation for every student. Our primary goal is to continually push each student's boundaries, nurturing their academic growth to ensure they are well-prepared for the challenges of high school and beyond. Within the vibrant Iftin Charter Shool community, our committed educators devote extensive time to meticulously crafting engaging activities, utilizing research-backed methodologies and data-driven instructional approaches.

At ICS, transparent communication with parents takes precedence as we provide regular updates on school events, forthcoming curriculum, and assessments in their native language. Through our monthly parent meetings, we share valuable strategies aimed at supporting their child's academic progress. Our parent training sessions focus on enriching literacy, numeracy skills, and maximizing the benefits of the PowerSchool parent portal a digital platform designed to enhance communication among parents, teachers, and students.

Moreover, we are thrilled to announce an upcoming renovation project aimed at modernizing our facility to ensure our campus is up to date and conducive to learning. This transformative initiative, slated to commence in Summer of 2026, is made possible by the Measure U bond, which allocates \$67 million toward the project through San Diego Unified School District (SDUSD). The endeavor will create a state-of-the-art facility, providing students with a cutting-edge learning environment conducive to academic excellence.

TABLE OF CONTENTS

CHARTER SCHOOL INFORMATION	1
Mission Statement	1
Our Vision	1
School Information	1
School Authorization	1
School Leadership	1
PHYSICAL LOCATIONS	2
EXECUTIVE SUMMARY	3
GOVERNANCE	4
The Governing Board	4
Strategic Priorities	4
HIGHLIGHTS	5
OUR STUDENTS	6
Student Enrollment and Retention	6
Demographic and Subgroup Information	6
STUDENT ACHIEVEMENT	7
California Assessment of Student Performance and Progress (CAASPP)	7
English Language Arts (CAASP)	7
Mathematics (CAASP)	7
CAASPP Test Results at a Glance	8
New School Name	8
State of California	8
California School Dashboard	9
English Language Arts	9
Mathematics	9
English Learner Progress	10
Chronic Absenteeism	10
Suspension Rate	10
FINANCE	11
Financial Overview	11
Fund Balance and Economic Uncertainties	11
Current Budget	12
SCHOOL AUTHORIZER	13

CHARTER SCHOOL **INFORMATION**

MISSION STATEMENT

Iftin Charter School (ICS) provides students in grades TK-8 with an academically rigorous common core-aligned curriculum supplemented with a technology-intensive program in a student-centered, safe, and caring learning environment. ICS addresses the needs of a diverse group of students, their families, and their communities by building on the strengths of the student's cultural heritage and life experiences. ICS students are educated and enlightened to become successful, lifelong learners, and valuable members of the global community.

OUR VISION

Provide all students with personalized, challenging, academic programs, which develop 21st Century skills necessary to become active and effective global citizens via a caring, interactive, project-based learning environment that emphasizes culture, character, compassion, and personal values.

SCHOOL INFORMATION

Name:	Iftin Charter School
Website:	http://www.iftincharter.net
Email:	info@iftincharter.net
Phone:	(619) 265-2411

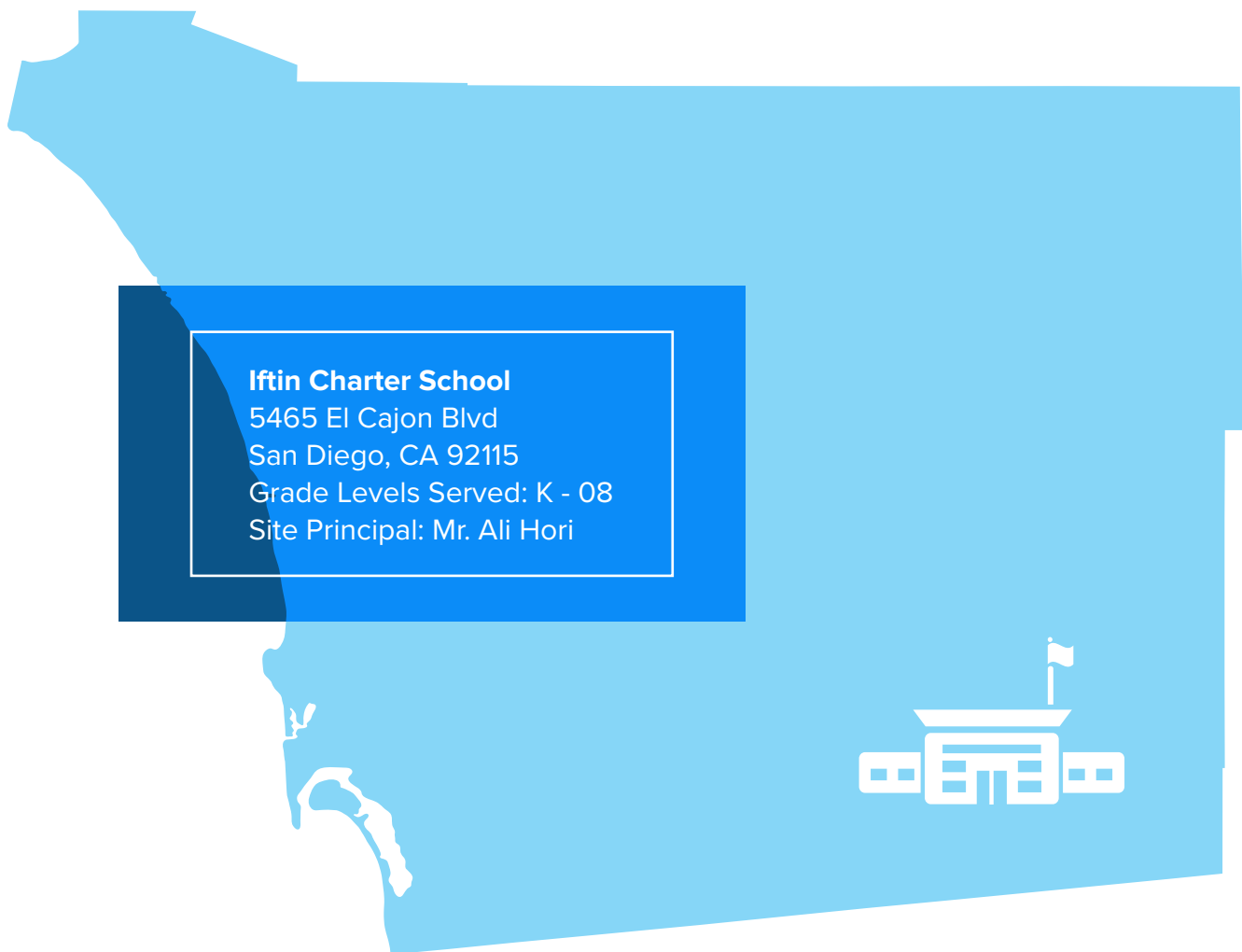
SCHOOL AUTHORIZATION

Current Charter Term:	July 1, 2020 - June 30, 2028
CDS Code:	37103710108548
California Charter Number:	0680
School Accountability Report Card:	2022-23 SARC

SCHOOL LEADERSHIP

Executive Director/CEO:	Maslah Yussuf
Administrator:	Ali Hori
Operations Manager:	Abdi Mohamud

PHYSICAL **LOCATIONS**



Iftin Charter School
5465 El Cajon Blvd
San Diego, CA 92115
Grade Levels Served: K - 08
Site Principal: Mr. Ali Hori

EXECUTIVE SUMMARY

Iftin Charter School (ICS) was established in 2005 by a group of parents, primarily Somali refugees, who envisioned a distinctive educational environment that would blend their cultural heritage with academic excellence. This initiative gave rise to a school that not only prioritizes English language proficiency and literacy but also nurtures responsible citizenship and economic self-determination. The name “Iftin,” which means enlightenment in Somali, serves as a beacon of hope and support for children from diverse backgrounds.

Located at 5465 El Cajon Blvd., in San Diego, California, ICS caters to students from Transitional Kindergarten (TK) through 8th grade within the City Heights area. Renowned for its dedication to inclusivity and diversity, a significant portion of its student body hails from the immediate neighborhood, with the current enrollment standing at 511 TK-8 students.

The educational philosophy at ICS is rooted in community, creativity, diversity, high expectations, and mutual respect. The school’s vision is to equip students with the requisite skills for the 21st century, emphasizing personalized and rigorous academic programs, integration of technology, and a nurturing environment that celebrates diversity. To actively involve parents and the community in the educational process, various initiatives such as the School Site Council (SSC), monthly workshops, and advanced communication tools like PowerSchool Student Information System are in place.

ICS sets clear objectives for student learning and achievement, relying on data-driven instructional decisions, community engagement, and the maintenance of a safe and supportive learning environment. The school’s dedication to diversity, equity, and inclusion is evident through its practices, including cultural sensitivity training for educators, personalized support for students, and partnerships with community organizations.

The Board of Directors operates with transparency and collaboration, ensuring regular communication with the school community regarding the board’s role, decisions, and strategic planning. Administration, faculty, staff, and the community work in unison to ensure that the educational programs and services cater to the diverse needs of students, as outlined in the Local Control and Accountability Plan (LCAP).

ICS stands out as a unique educational institution, attracting families from across San Diego County by choice. Currently drawing students from 24 different district-operated elementary schools and 11 district-operated middle schools, ICS falls within the attendance boundaries of “Jackson” Elementary School in the City Heights area, known for having the highest concentration of youth and vulnerable youths in San Diego County. The typical family in City Heights faces significant economic challenges, with household incomes often significantly lower than the county average. Serving historically underserved populations, ICS boasts a student body composition where 91% are African-American, 89% are socioeconomically disadvantaged, and 74% are English learners..

GOVERNANCE

THE GOVERNING BOARD



Dr. Joseph Johnson

President
Term: 2023-25



Mulki Hersi

Treasurer
Term: 2023-25



Rahmo Abdi

Secretary
Term: 2023-25



Faisal Ali

Member
Term: 2023-25



Ibrahim Hassan

Member
Term: 2021-23



Shuayb Mumin

Member
Term: 2023-25



Rashid Mursal

Member
Term: 2022-24

STRATEGIC PRIORITIES

Iftin Charter School's strategic priorities for the 2023-24 school year are deeply rooted in the principles outlined in the Local Control and Accountability Plan (LCAP), which was developed based on feedback from all stakeholders. Our focus remains on student achievement, student and parent engagement, and providing a safe and culturally responsive learning environment for all students. A key highlight is our concerted emphasis on the significance of data utilization and the provision of ongoing monthly parent workshops. Data plays a pivotal role in monitoring student progress, identifying individual needs, guiding instructional decisions, facilitating professional development, and evaluating program effectiveness.

Another priority worth noting is Iftin's commitment to fostering meaningful partnerships with parents and the community through continuous communication, collaboration, and education. Our aim is to ensure that every student is college-ready upon completing their TK-8 education.

Furthermore, we prioritize maintaining a safe and healthy learning environment by ensuring adequate staffing and access to standards-aligned curricula taught by qualified teachers. We strive to create ample opportunities for student engagement through technology-based activities such as project-based learning, extended extracurricular activities, and expanded learning program involvement. Through collaborative efforts involving our board, administration, teachers, staff, parents, and the wider community, we are dedicated to addressing these priorities and meeting the diverse needs of all our students. This commitment is underscored by our ongoing examination and analysis of real-time student data to inform decision-making and ensure continuous improvement.

HIGHLIGHTS

P2 ADA
445.34

DASHBOARDS



LINK



REQ REU

5%

OPERATING SINCE

■ 2006



TOTAL ENROLLMENT

468

SUBGROUP INFO

- EL = **51.9%**
- Foster = **0.0%**
- Homeless = **0.0%**
- Migrant = **0.0%**
- Students with Disabilities = **6.0%**
- Socioeconomically Disadvantaged = **83.5%**



FUND BALANCE

30.87%

ACTUAL UNRESTRICTED FUND BALANCE

\$2.29 mil

Data source: The highlights page features the latest available data, including current fiscal year 2023-24 figures for enrollment, P2 ADA, and subgroups, alongside unaudited financial metrics from the 2022-23 fiscal year.

OUR STUDENTS

STUDENT ENROLLMENT AND RETENTION

School Year	TK-K	1	2	3	4	5	6	7	8	9	10	11	12	Total
2020-21	38	33	38	42	37	36	46	45	48	0	0	0	0	363
2021-22	61	40	33	42	44	41	46	50	47	0	0	0	0	404
2022-23	57	46	43	34	45	47	51	48	53	0	0	0	0	424
2023-24	61	41	53	51	42	65	55	49	51		0	0	0	468

Data source: CDE Data Quest

DEMOGRAPHIC AND SUBGROUP INFORMATION

School Year	African American	American Indian or Alaska Native	Asian	Filipino	Hispanic or Latino	Pacific Islander	White	Two or More Races	Not Reported
2020-21	92.8%	0.0%	1.9%	0.0%	1.7%	0.0%	1.1%	1.7%	0.8%
2021-22	90.8%	0.0%	1.7%	0.0%	4.5%	0.0%	0.7%	0.7%	1.5%
2022-23	89.2%	0.0%	1.7%	0.0%	4.0%	0.0%	1.9%	0.2%	3.1%
2023-24	84.8%	0.0%	1.5%	0.0%	7.5%	0.0%	3.2%	0.9%	2.1%

School Year	English Learners	Foster Youth	Homeless Youth	Migrant Education	Students with Disabilities	Socioeconomically Disadvantaged
2020-21	71.6%	0.0%	0.0%	0.0%	3.9%	93.4%
2021-22	66.6%	0.0%	0.0%	0.0%	4.7%	89.6%
2022-23	56.8%	0.0%	0.0%	0.0%	5.4%	87.7%
2023-24	51.9%	0.0%	0.0%	0.0%	6.0%	83.5%

Data source: CDE Data Quest

STUDENT **ACHIEVEMENT**

CALIFORNIA ASSESSMENT OF STUDENT PERFORMANCE AND PROGRESS (CAASPP)

The **2019-20** data cells with (-) values indicate that the data is not available due to the COVID-19 pandemic and resulting summative test suspension. Executive Order N-30-20 waived the assessment, accountability, and reporting requirements for the 2019-20 school year.

The **2020-21** data cells with (-) values indicate that the data is not available due to the COVID-19 pandemic and lack of consistency in the assessment.

The results in these key areas for each subject are reported using the following three indicators: below standard, near standard, and above standard. The sum of the achievement level percentages may not add to 100% due to rounding.

ENGLISH LANGUAGE ARTS (CAASPP)

School Year	CHARTER SCHOOL			STATE OF CALIFORNIA		
	# of Students Tested	Not Met/ Nearly Met	Met/ Exceeded	# of Students Tested	Not Met/ Nearly Met	Met/ Exceeded
2019-20	-	-	-	-	-	-
2020-21	-	-	-	743,626	50.99%	49.01%
2021-22	244	63.53%	36.48%	2,969,670	52.95%	47.06%
2022-23	289	67.48%	32.53%	2,960,990	53.34%	46.66%

MATHEMATICS (CAASPP)

School Year	CHARTER SCHOOL			STATE OF CALIFORNIA		
	# of Students Tested	Not Met/ Nearly Met	Met/ Exceeded	# of Students Tested	Not Met/ Nearly Met	Met/ Exceeded
2019-20	-	-	-	-	-	-
2020-21	-	-	-	749,948	66.24%	33.76%
2021-22	244	75.00%	25.00%	2,973,472	66.62%	33.38%
2022-23	288	68.75%	31.25%	2,972,294	65.38%	34.62%

Data source: <https://caaspp-elpac.ets.org/>

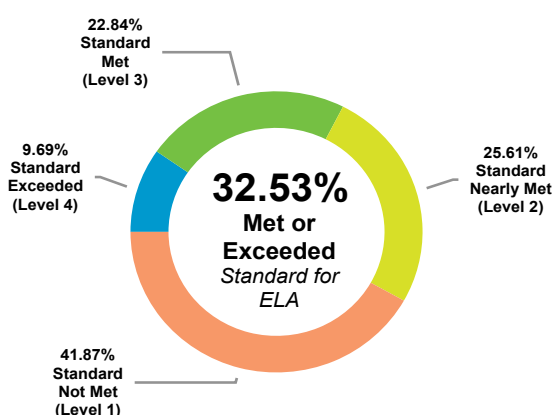
STUDENT **ACHIEVEMENT**

CAASPP TEST RESULTS AT A GLANCE

IFTIN HCARTER SCHOOL

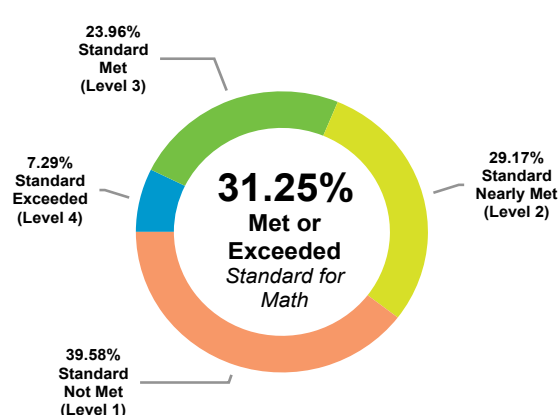
ELA

Percent of students within each achievement level



Mathematics

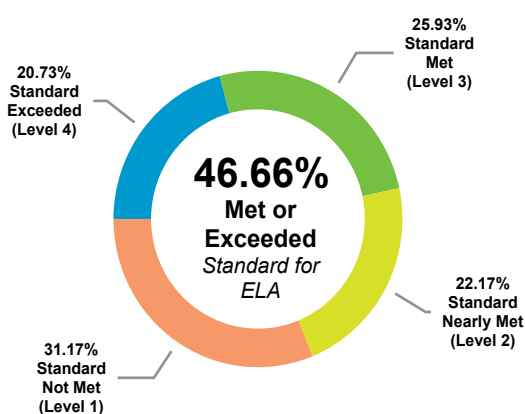
Percent of students within each achievement level



STATE OF CALIFORNIA

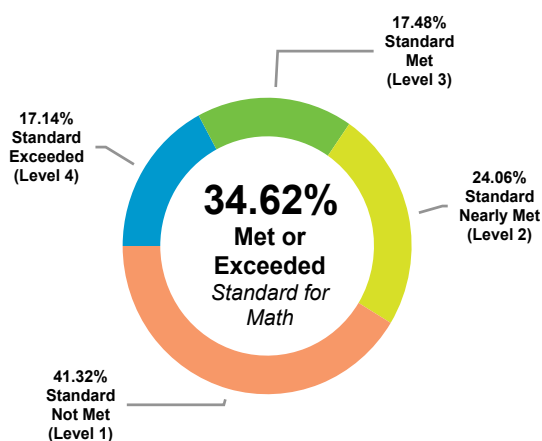
ELA

Percent of students within each achievement level



Mathematics

Percent of students within each achievement level



Data source: <https://caaspp-elpac.ets.org/>

■ STANDARD NOT MET: LEVEL 1
 ■ STANDARD NEARLY MET: LEVEL 2
 ■ STANDARD MET: LEVEL 3
 ■ STANDARD EXCEEDED: LEVEL 4

STUDENT **ACHIEVEMENT**

CALIFORNIA SCHOOL DASHBOARD

Due to the COVID-19 pandemic, state law has suspended the reporting of state and local indicators on the 2020 and 2021 California School Dashboard. However, available data that would have been included in the Dashboard are reported on the Department of Education (CDE)'s website if they were determined to be valid and reliable. Information regarding the reporting status of data is available at CDE's [COVID-19 and Data Reporting](#) and [COVID-19 Accountability FAQs](#) webpages.

ENGLISH LANGUAGE ARTS

School Year	CHARTER SCHOOL			STATE OF CALIFORNIA		
	Color	Distance from Standard	Distance Change	Color	Distance from Standard	Distance Change
2019-20		-	-		-	-
2020-21		-	-		-	-
2021-22	Low	- 35	-	Low	- 12.2	-
2022-23		- 42.6	- 7.5		- 13.6	- 1.4

MATHEMATICS

School Year	CHARTER SCHOOL			STATE OF CALIFORNIA		
	Color	Distance from Standard	Distance Change	Color	Distance from Standard	Distance Change
2019-20		-	-		-	-
2020-21		-	-		-	-
2021-22	Low	- 74.2	-	Low	- 51.7	-
2022-23		- 51.4	+ 22.7		- 49.1	2.6

Data source: CA Dashboard

PERFORMANCE
LEVELS:



BLUE
(HIGHEST)



GREEN



YELLOW



ORANGE



RED
(LOWEST)

STUDENT **ACHIEVEMENT**

Note:
The state of California did not report data for the 2020 & 2021 school year.

ENGLISH LEARNER PROGRESS

School Year	CHARTER SCHOOL		STATE OF CALIFORNIA	
	# of EL Students	% Making Progress Towards English Language Proficiency	# of EL Students	% Making Progress Towards English Language Proficiency
2019-20	-	-	-	-
2020-21	-	-	-	-
2021-22	210	70.5%	785,734	50.3%
2022-23	194	47.9%	829,209	48.7%

CHRONIC ABSENTEEISM

School Year	CHARTER SCHOOL			STATE OF CALIFORNIA		
	Dashboard Color	% Chronically Absent	Change from Prior Year	Dashboard Color	% Chronically Absent	Change from Prior Year
2019-20		-	-		-	-
2020-21		-	-		-	-
2021-22	High	15.7%	-	Very High	30.0%	-
2022-23		28.6%	+ 12.9%		24.3%	- 5.7%

SUSPENSION RATE

School Year	CHARTER SCHOOL			STATE OF CALIFORNIA		
	Dashboard Color	% Suspended	Change from Prior Year	Dashboard Color	% Suspended	Change from Prior Year
2019-20		-	-		-	-
2020-21		-	-		-	-
2021-22	Very Low	0.0%	-	Medium	3.1%	-
2022-23		0.0%	-		3.5%	+ 0.4%

Data source: CA Dashboard

PERFORMANCE LEVELS:



BLUE
(HIGHEST)



GREEN



YELLOW



ORANGE



RED
(LOWEST)

FINANCE **2023-2024**

FINANCIAL OVERVIEW

Iftin Charter School ended the 2022-23 fiscal year with a surplus of \$18,306 and an ending fund balance of \$2.29 million, representing a reserve for economic uncertainties (REU) percentage of 30.87%. This percentage surpasses the 5% REU required by the San Diego County Office of Education (SDCOE).

The financial audit report for 2022-23 was completed by Wilkinson Hadley King & Co LLP and contained no findings.

A review of the charter school's 2023-24 second interim report was analyzed in the context of the 2023-24 State Budget Act. Based on that report, it was assessed that the charter school will meet all its financial obligations for the current year and two subsequent years.

Enrollment in the current year is 483 students, an increase of 13.92% from the 2022-23 enrollment of 424 students. The budget for 2023-24 and two subsequent years has been adjusted to reflect the change in enrollment and proportionate Average Daily Attendance (ADA) rates. The projected 2023-24 ending fund balance is \$2.30 million, which represents a reserve percentage of 26.45%. A surplus of \$16,147 is projected for the 2023-24 fiscal year.

Iftin Charter School currently has no long-term debt.

The 2023-24 cash flow analysis projects a positive cash balance in all months. The charter school industry recommends that charter schools maintain a cash balance between 30- and 60-days cash on hand. Iftin Charter School projects a range of 86 to 155 days cash on hand.

FUND BALANCE AND ECONOMIC UNCERTAINTIES

	2019-20 Audited	2020-21 Audited	2021-22 Audited	2022-23 Audited
Actual Unrestricted Fund Balance	\$2.00 million	\$2.25 million	\$2.27 million	\$2.29 million
Fund Balance as % of Total Expenditures	51.50%	51.11%	38.03%	30.87%
Required Reserve for Economic Uncertainties	-	5.0%	5%	5%

Note: 2020-21 was the first year of operation with SDCOE as authorizer.

FINANCE **2023-2024**

CURRENT BUDGET

	2022-23 Unaudited Actuals	2023-24 First Interim
Enrollment	424	483
Average Daily Attendance	386.36	425.04
REVENUE		
LCFF	\$4,806,301.00	\$5,434,457.00
Federal	\$997,922.00	\$1,260,470.00
State	\$1,518,725.00	\$1,783,798.00
Local	\$106,415.00	\$32,021.00
Total REVENUE	\$7,429,363.00	\$8,510,746.00
EXPENDITURES		
Certificated Salaries	\$18,852,220.00	\$1,979,842.00
Classified Salaries	\$2,233,796.00	\$2,607,910.00
Employee Benefits	\$1,382,517.00	\$1,596,734.00
Materials and Supplies	\$832,408.00	\$980,637.00
Services and Operations	\$1,033,836.00	\$1,249,476.00
Capital Outlay	\$43,279.00	\$80,000.00
Total EXPENDITURES	\$7,411,057.00	\$8,494,599.00
OTHER OUTGO		
Indirect Costs	\$0.00	\$0.00
Contributions	\$0.00	\$0.00
Total OTHER OUTGO	\$0.00	\$0.00
SURPLUS / (DEFICIT)	\$18,306.00	\$16,147.00
FUND BALANCE		
Beginning Fund Balance	\$2,269,198.00	\$2,287,504.00
Ending Fund Balance	\$2,287,504.00	\$2,303,651.00
Reserve for Economic Uncertainties	30.87%	27.12%

SCHOOL AUTHORIZER

Under the direction of the San Diego County superintendent of schools, the San Diego County Office of Education's (SDCOE) Charter School Services department, as a function of the Business Services division, coordinates programmatic, operational, and fiscal oversight for the 11 charter schools approved by the San Diego County Board of Education.

The SDCOE portfolio of authorized charter schools is held accountable to all applicable laws, regulations, policies, agreements, and each school's approved charter petition. The San Diego County Board of

Education utilizes data and community feedback to inform decisions about charter school authorization, renewals, material revisions, sharing of promising practices, and if necessary, remediation.

SDCOE's Charter School Services department also provides general information, technical assistance, and professional development to the 129 charter schools and the additional 22 district authorizers operating throughout San Diego County. We proudly serve as a resource for charter schools, districts, and state and local agencies, as well as all San Diego County families and their communities.

