Orting School District

Connect - Inspire - Empower

ANNUAL REPORT 2022-2023
to the COMMUNITY



















@OrtingSchools @OrtingSchoolDistrict OrtingSchools.org



OUR DISTRICT SNAPSHOT

STUDENTS

2,820 *students enrolled*

451 ***Special Education Students***

187 ***Graduating Seniors*** *class of 2023*

135 ***English Language Learners***

62% ***Have Regular Attendance*** *fewer than two absences per month*

19 **DIFFERENT LANGUAGES** *are spoken by students*

Student Ethnicity:

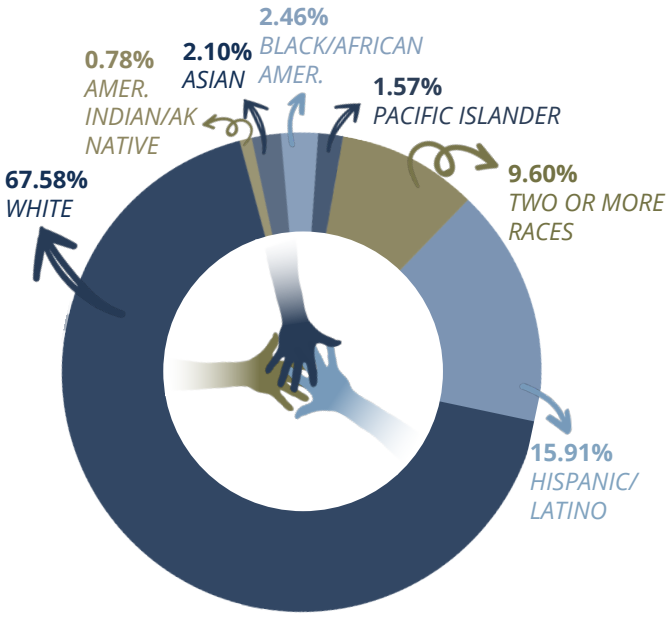



STAFF & TEACHERS

348 *total personnel*

165 *certificated*

150 *classified*

NUTRITION SERVICES

212,575

meals served in 2022-23

TECHNOLOGY

1:1 chromebooks handed out to students throughout our district

2,898

TRANSPORTATION

209,752

miles of regular bus routes



Thanks to your support from the levy!

24,987

miles of activity bus routes

STUDENT ACHIEVEMENT

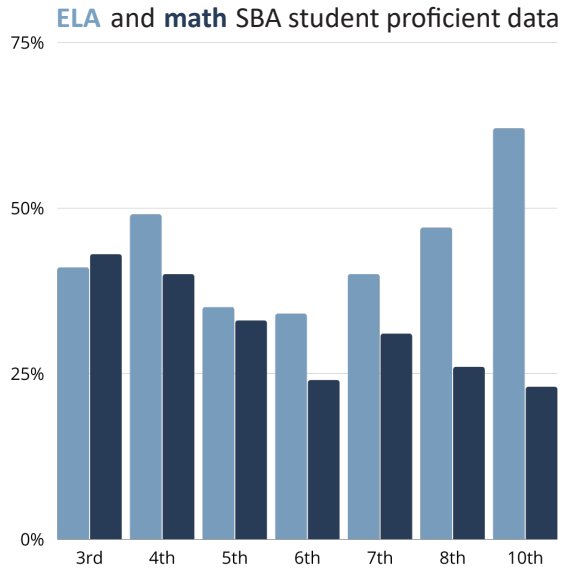

In the spring of 2023, Orting School District's (OSD) third- through eighth-grade and 10th-grade students took the Smarter Balance Assessment (SBA) in English Language Arts and math.

Assessment scores are not the only source of information to measure student achievement. In our district, we focus as heavily, if not more so, on frequent, formative, classroom-based assessments that help guide instruction. Information gained from SBA results and other district and classroom-based assessments and activities help our educators plan and guide instruction.

For more information about Orting School District's student state testing data and demographic information, visit **reportcard.ospi.k12.wa.us** and search for "Orting School District."

Peaks of Pride

76% of Orting High School students completed at least one dual credit course earning both high school credit and college credit simultaneously.

93% 4-year graduation rate



A vast majority of K-5 students ended the year demonstrating grade level literacy skills in both reading and writing.









2022-23 FINANCIAL REPORT

General Fund Revenue

$43,223,955

75.67% ***State Dollars $32,706,278***

11.15% ***Federal Dollars $4,821,581***

11.42% ***Local Tax (levy) $4,934,547***

1.76% ***Local non-tax $761,550***

General Expenditures

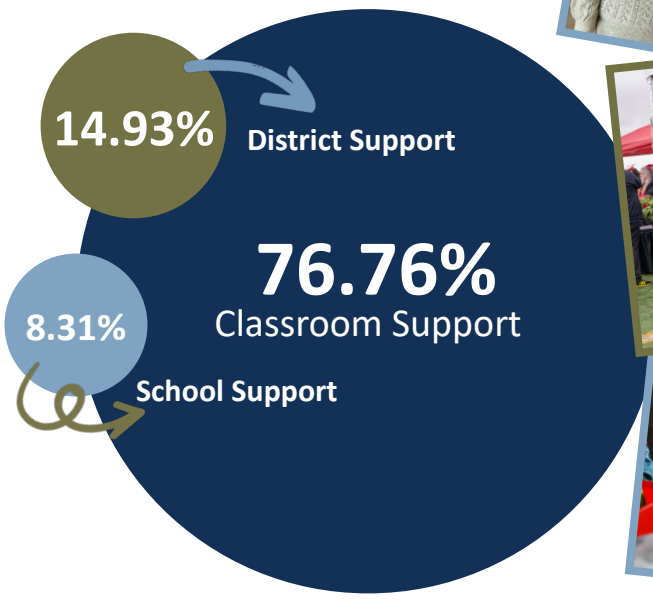

121 Whitesell ST NE,
Orting, WA 98360
(360) 893-6500
www.ortingschools.org

ECRWSS
LOCAL POSTAL CUSTOMER

NON-PROFIT ORG.
US POSTAGE
PAID
ORTING, WA
PERMIT NO. 3

BOARD MEMBERS



Carrie Thibodeaux
President
District #3



Melissa Kinzler
Vice President
District #5



Michael Melot
District #1



JoAnn Tracy
District #2



Kathy Madigan
District #4

PROMISES MADE, PROMISES KEPT

In 2022, our voters graciously approved a 4-year renewal for our Enrichment Programs and Operations (EP&O) levy. Thank you for funding the following for our students and staff:

- **Safety and Security**
- **Enrichment Opportunities**
- **Social-Emotional Support**
- **Nursing**
- **Professional Development**
- **Technology**

ICYMI: In 2023, OSD ran two bond campaigns in February and April. Please provide feedback by taking our survey in the QR code here!



Ed Hatzenbeler
Superintendent

NON-DISCRIMINATION STATEMENT: The Orting School District does not discriminate in any programs or activities on the basis of sex, race, creed, religion, color national origin, age, veteran or military status, sexual orientation, gender expression or identity, disability, or the use of a trained dog guide or service animal and provide equal access to Boy Scouts and other designated youth groups. The following employees have been designated to handle questions and complaints of alleged discrimination: Debi Christensen, Title IX Coordinator & Civil Rights Coordinator, 360-893-6500, ext. 4028 christensend@orting.wednet.edu; Jennifer Westover, Section 504 Coordinator, 360-893-6500, ext. 4027 westoverj@orting.wednet.edu, 121 Whitesell Street NE, Orting, WA 98360.