

## Materials

- *I Know My Numbers* booklet 3
- 3 Caps
- 3 Cups

## Discovery Play with *I Know My Numbers*

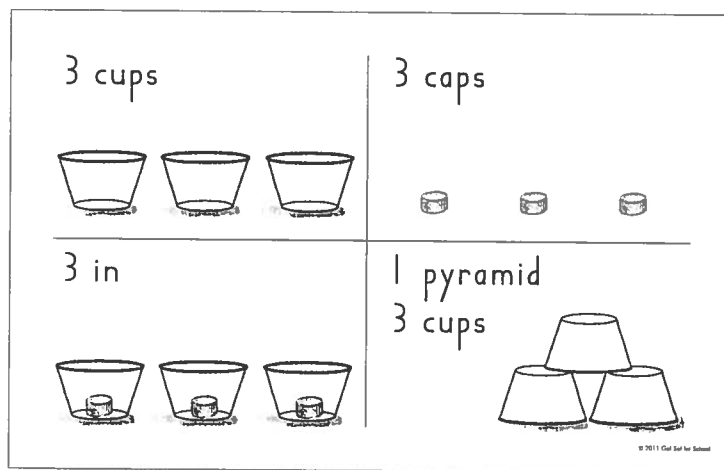
Young children need playful opportunities to explore number concepts, expand number knowledge, and practice writing numbers. *I Know My Numbers* introduces ideas for creative play around numbers and number concepts. The pages use real world and imaginary examples to encourage curiosity and show how numbers are part of everything.

## Including Discovery Play in Your Day

The *I Know My Numbers* booklets are meant for use in both the classroom and in the home. There are many adult-directed activities and ideas for exploratory play. The inside front cover of each booklet lists ways to explore a specific number. There are creative places to look for numbers in your home and in the community. Sometimes nursery rhymes or classic stories are suggested that are built around the number. The following activity, which uses the *I Know My Numbers* booklet 3, is a great example for home or school.

## Procedure - Caps in Cups

- Open booklet 3 to the page with the caps and cups (see example below).
- Provide these caps and cups to each child or to pairs. You can also arrange them as a center for children to explore. Children will naturally play with the materials. They may use the examples on the page to start, but will soon create their own ways to stack or arrange the materials.
- This activity can be done with any number of caps and cups.




## Developmental Stages for Numbers & Math: Two- & Three-Year-Olds

**Outside** Children learn math naturally at the playground. They discover diagonals on slides, height on ladders, and length on balance beams or curbs.

**Inside** Blocks truly are the building blocks of math. Blocks teach counting and even geometry. There's math in books too. Say counting rhymes and sing number songs.

**Daily Life** Taking a bath is body math when children notice fingers, toes, and one belly button. Getting dressed teaches math too—two socks, two shoes, two sleeves.

### 2-year-old



#### Counting and Numbers

- Counts aloud to 3; gives 1 object
- How old? Shows fingers, says "two"

#### Sorting and Comparing

- Knows familiar/new – food/clothes/toys, etc.
- Recognizes own things by attributes

#### Blocks and Building

- Builds tower of 6 cubes with precise release
- Builds 3-cube "train"

#### Toys and Puzzles

- With a few tries, places 4 shapes in a puzzle
- Plans direction for moving toys (forward/back, up/down)
- Stacks rings, nests 3+ cups by size

### 3-year-old



#### Counting and Numbers

- Counts aloud to 10; counts 3–5 objects
- How old? Shows fingers, says "three"
- Recognizes 1, 2, 3 in any order

#### Sorting and Comparing

- Sorts by size and attributes
- Compares big, bigger, tall, taller

#### Blocks and Building

- Builds tower of 10+ cubes

#### Toys and Puzzles

- Easily places 4+ shapes in a puzzle
- Strings 3 or more beads, connects train
- Fits toy parts together

## Developmental Stages for Numbers & Math: Four- & Five-Year-Olds

**Outside** Young children learn math on the go. Signs have shapes and numbers to learn. Time and distance take on meaning. "Are we there yet?" Think of roads, parking lots, and construction sites as math opportunities.

**Inside** Children quickly outgrow stack and nest toys. They need more complex puzzles and games.

**Daily Life** Four- and five-year-olds like to help. Teach them to help set the table, sort the socks, and fold the towels to promote math skills. They learn about one-to-one correspondence and classifying by attributes, size, and shape.

### 4-year-old



### 5-year-old



#### Counting and Numbers

- Counts aloud to 20+; counts 6–10 objects
- Recognizes 1, 2, 3, 4, 5 in any order
- Counts backward from 10

#### Sorting and Comparing

- Knows clothing/shoes/possessions by person
- Sorts by attribute (color, shape) or use (to eat)

#### Blocks and Building

- Builds simple log/block house
- Builds very tall towers
- Copies 3-cube pyramid with cups or cubes

#### Toys and Puzzles

- Places and names many shapes in puzzle
- Puts ¼" pegs in simple design on board
- Follows an AB pattern for beads/cubes

#### Counting and Numbers

- Counts aloud to 50+; counts 10–20 objects
- Recognizes numbers up to 20 in any order
- Knows age-number meaning (5 older than 3)
- Counts on from a number (5, 6, 7, etc.)

#### Sorting and Comparing

- Sorts objects/animals with numbers
- Matches domino patterns

#### Blocks and Building

- Builds complex structures
- Carefully places pieces to balance tall tower
- Copies 6-cube pyramid with cups or cubes

#### Toys and Puzzles

- Assembles 12+ piece interlocking puzzles
- Uses color, shape, design to connect puzzles
- Puts shapes together for pictures

# 5 candles



## Birthday Song

(Tune: "Up on the Rooftop")

Julie has a birthday

We're so glad.

We will see how many

She has had.

As we count the candles,

We are told.

1, 2, 3, 4, 5

Yes, the candles say

She's 5 years old.

© 2011 Get Set for School®

# 5 bees

## The Beehive

This is a beehive, (Show fist)


But where are the bees?

Hiding inside where nobody sees.

But, I hear them buzzing, out of the hive,



One, two, three, four, five! (Hold fingers up one at a time)

Bzzzz



© 2011 Get Set for School®

NAME \_\_\_\_\_



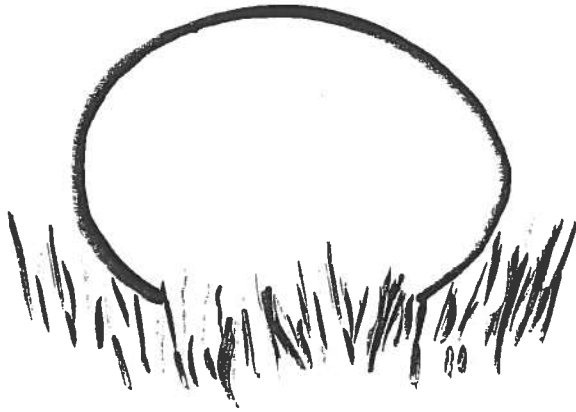
one



one




1 egg



First comes the egg,

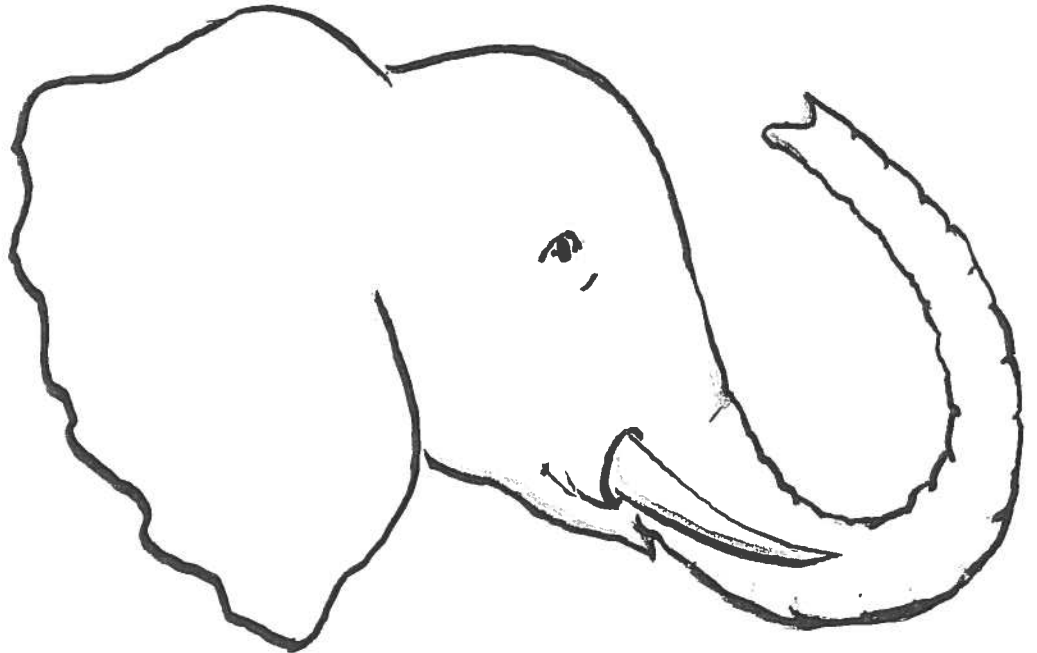
1 chick




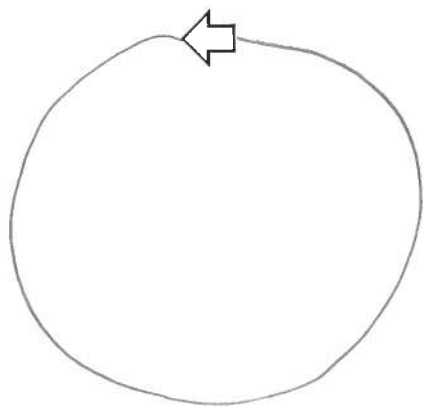
then comes the chick.

1 head

1 trunk




0 fish





© 2011 Get Set for School®

1 fish



© 2011 Get Set for School®

NAME \_\_\_\_\_




two

## 2 birds

### Two Little Dicky Birds



Two little Dicky birds sitting on a wall,  
One named Peter and one named Paul.  
Fly away, Peter! Fly away, Paul!  
Come back, Peter! Come back, Paul!  
Two little Dicky birds sitting on a wall,  
One named Peter and one named Paul.








two





© 2011 Get Set for School®

1 camel  
2 humps



© 2011 Get Set for School®

NAME \_\_\_\_\_



three



3



three






3 bears








© 2011 Get Set for School®

3 chairs


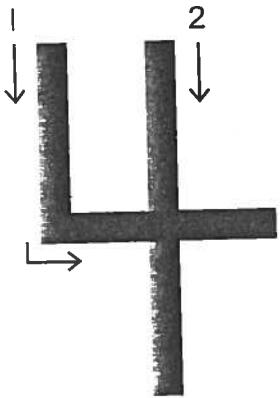


© 2011 Get Set for School®

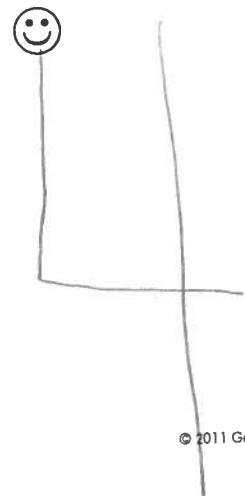

NAME \_\_\_\_\_



four




four



1 car


4 wheels



© 2011 Get Set for School®


1 chair

4 legs


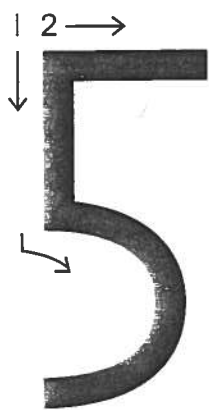


© 2011 Get Set for School®

NAME \_\_\_\_\_



five



five

