


Sign up for Alerts in DigitalSports

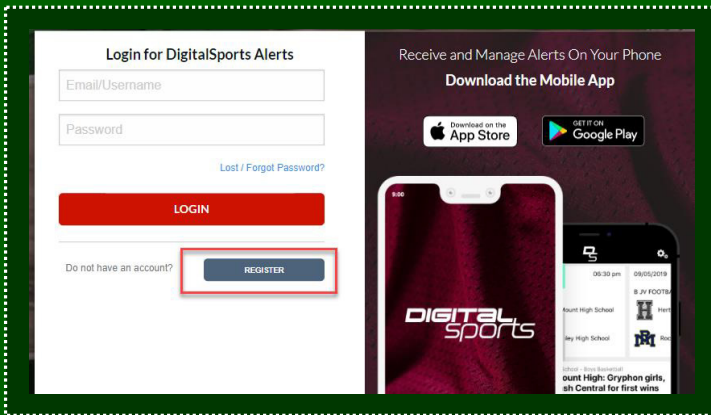
Seaford School District

1 Go to the Seaford DigitalSports site: <https://seafordhs.digitalsports.com/>

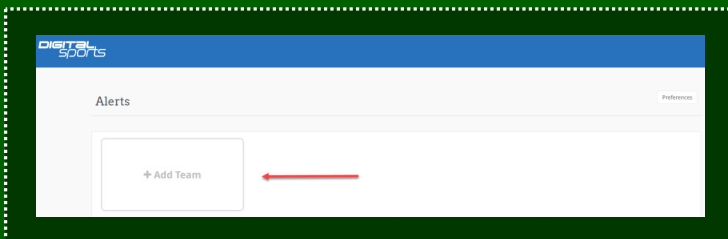
2 Click on Sign Up for Alerts at the top right of the page.



3 On the next page, click on Register to create your DigitalSports Account. Enter all the required information and then hit Register.



4 On the next page, click on +Add Team to set up alerts for the team you would like to receive information about.



5 Select the school (Seaford)
Select the Team (whatever sport you would like to receive alerts about)
Then Hit + Add Team

