

Parent / Guardian Technology

July 31, 2024



Parents/guardians have 3 ways to get information about their students' progress and stay in touch with teachers:

1. [Google Classroom](#)
2. [Aeries](#)
3. [ParentSquare](#)



GOOGLE CLASSROOM

Teachers can invite you to join your student's Google Classroom via email.

Once you accept the invitation in the email, you will receive a weekly digest email with information on your student's work in Classroom, including:

- upcoming assignments
- missing assignments
- work submitted

If teachers don't have notifications enabled, they will not appear in your email.



AERIES



AERIES

This is the main way to stay in-the-know about your student's grades. Access Aeries online or on the Aeries app (phone)

Sign into the parent portal and see

1. Student Information
2. Attendance information
3. Grades
4. Classes
5. Medical information
6. Guidance (Counseling)
7. Test Scores

Use the navigation bar on the left side to get around



AERIES

Access Aeries by going to the BCCHS Website (www.birminghamcharter.com).



Click the PORTAL icon in the top right corner

Click the arrow next to FAMILIES



Select [Aeries](#)

- Instructions for signing in
- Password recovery instructions
- Aeries help form for parents/guardians



AERIES

The PROFILE page (under Student info) contains an overview of your student's school life:

- Class summary
- Attendance overview
- Test scores

The screenshot displays the AERIES PROFILE page for student Allan Abbott at Screaming Eagle High School. The page includes a navigation menu with options like General, Contact, Addtl Info, Flags, Programs, and User Codes. Key statistics are shown in colored boxes: Absences (17), Period Tardies (18), Unexcused (5), and Days Present (141). Below these, there is a section for Financial Information and a Test Results table.

Test	Taken	Result
SBAC		
Mathematics	04/2019	Standard Not Met
English Lang Arts /Liter	04/2019	Standard Met
CST		
Engl/Lang Arts Total	05/2017	Below Basic
Life Science	05/2017	Far Below Basic
ELPAC		

ParentSquare



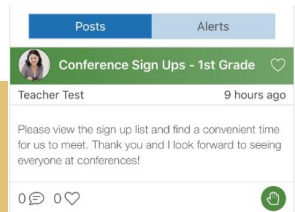
ParentSquare

What it does:

- Two-way messaging with teachers
- announcements from the school.

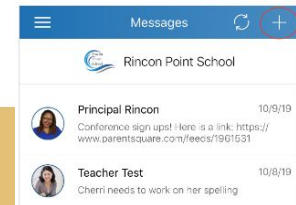
Messages

- View & send messages from/to teachers & staff
- Send direct messages to your student's teachers.



Posts

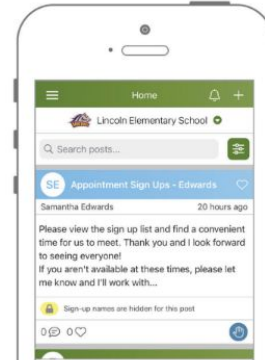
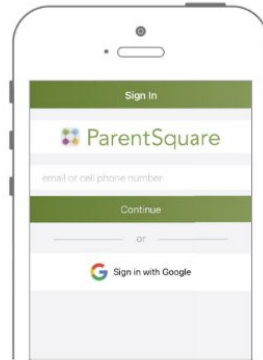
- posts sent by the school
- Announcements, upcoming activities, important information



Signing in

- Sign in online at www.parentsquare.com
- Download the app
- Use the email you provided to the school.

Get Started in 3 Easy Steps!



1. Download the free iOS or Android mobile app.

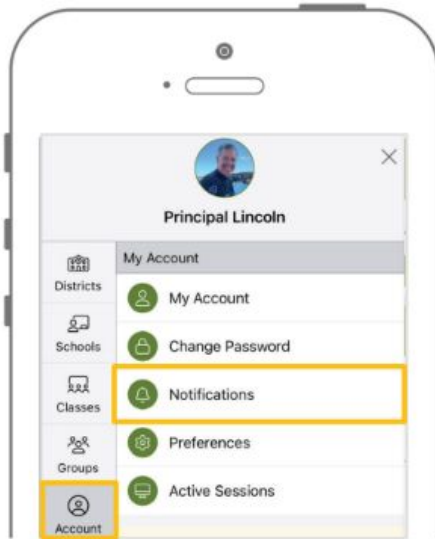
2. Log in with your email or phone registered with the school.


3. Start receiving posts relevant to your student.

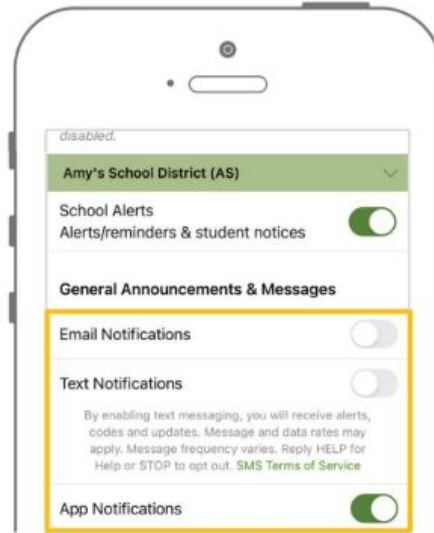


Notifications

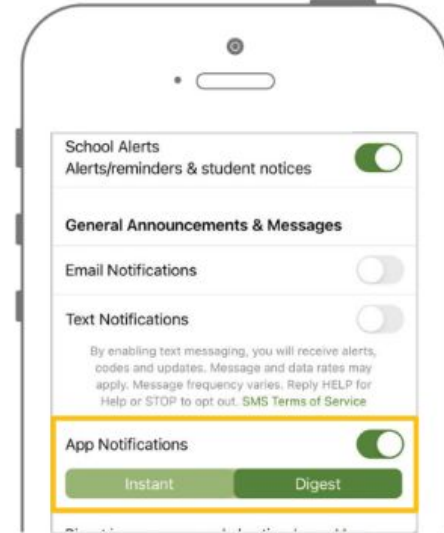
Choose Your Notification Preferences



1. From home, tap the  icon in the top left. Tap "Account" and then "Notifications."



2. Toggle on or off Email/Text/App Notifications.



3. Select "Instant" or "Digest" for each mode.



ParentSquare

Website

The screenshot shows the ParentSquare website for Thomas Jefferson School. At the top, there is a navigation bar with a hamburger menu, the ParentSquare logo, and a plus sign. Below this is a school-specific header with the school name and a logo. A secondary navigation bar contains tabs for 'Posts', 'Messages', and 'Alerts'. The main content area features a post titled 'Support Your Local School' from 7 days ago, with a goal of \$20,000 and \$10 raised. Below this is another post titled 'Friday Fun Day' from 13 days ago. At the bottom, there is a navigation bar with icons for Home, Events, SignUp, Photos, and More.

Posts, Messages, Alerts, Events
-also allows access to any other documents or information shared by the school

On both platforms interact with posts by clicking the speech icon (leave a message) or the heart icon (like the post)

Mobile App

The screenshot shows the ParentSquare mobile app for Thomas Jefferson School. The top navigation bar includes the school name and a plus sign. Below this is a secondary navigation bar with tabs for 'Posts' and 'Alerts'. A search bar is located below the navigation. The main content area displays a post titled 'Support Your Local School' by Cindy Stoutenborough, posted 1 week ago. Below this is another post titled 'Friday Fun Day' by Alicia Mesa, also posted 1 week ago. At the bottom, there is a navigation bar with icons for Home, Messages, Events, Media, and More.

Posts & Alerts are at the top of the app
Events & Messages at the bottom

