



**Grade 2**  
**eLearning Day 3**





**Day 3**





**LET'S READ AND WRITE!**

1. Read the story.

## A Day at the Park

Tomorrow I will go to the park. First, I will wake up and eat some toast. After I have eaten, Mom will drive me to the park. I will play on the swings first, then the slide, then with my ball. When I am done, Mother and I will eat lunch. We will go home when it starts to get dark.



2. Read the sentences below. Rewrite them in the correct order.

Mother and I will eat lunch.

I will play on the swings.

My mother will drive me to the park.

I will eat some toast.

I will play on the slide.

# Show off your Comprehension Skills!



Complete the activity of the next page on your own paper.

**Read the story. Write down your answers on a piece of paper.**

Lucy just got a new cat. She named it Spanky. Spanky runs fast. Lucy laughs when Spanky jumps in the leaves. Lucy invited me over to see Spanky. We played with him all day. I wish I had a cat.



1. A good title for this story would be:

- a. Spanky Runs Fast
- b. Lucy's New Cat
- c. I Went to Lucy's House

2. Name something that Spanky does that makes Lucy laugh.

---

3. Another word for "invite" is:

- a. ask
- b. say
- c. give

4. What do Lucy and I do at her house?

---


5. Would I like to have a cat?

---

# Let's practice short vowels!

Make 5 columns on your paper. Look at each picture and say the word. Write the word under its matching vowel sound. The first one is done for you.

a	e	i	o	u
bat				







# TIME FOR MATH!





# Math Time! Answer on your own paper

## Math About Me!

Directions: Write a math equation for each category that tells about you.

Age $4+5=9$	Grade	Number of Letters in my Name
Number of Siblings <input type="text"/>	Number of Pets	Birthday-Month & Day
Number of teeth I've lost	Favorite Number	Number of people in my family

# Missing Addends

Directions: Find the missing number for each problem.

$9 + \square = 15$	$\square + 8 = 14$
$\square + 5 = 13$	$5 + \square = 13$
$8 + \square = 16$	$\square + 3 = 12$
$\square + 7 = 14$	$7 + \square = 15$
$3 + \square = 10$	$\square + 6 = 14$



# Math Time! Answer on your own paper

## PROBLEM SOLVING

Jenny is planting carrots in her vegetable garden. She is going to plant 20 seeds. Draw how she could plant the seeds so that each row has the same number of carrots.





# Math Time! Answer on your own paper

## PROBLEM SOLVING

You want to buy 6 balloons for your friend's birthday. They only have red and blue balloons left at the store. Make a list of the different color combinations you could buy.





**TIME FOR SOCIAL STUDIES!**





**What are**

*Natural  
Resources?*





# Earth's Natural Resources

- Many materials we use every day come from natural resources.
- A **natural resource** is a material from Earth that is useful to people.
- Wood is a natural resource that comes from trees.
- Metal used to make pipes, wires, and even our desks comes from ore.
- **Ore** is a rock that contains metal.
- Natural resources give us food, water, shelter, and clothing. They even provide us with TV and cars!



# Stop and Think

**Where do**

*natural resources*

**come from?**



Can you think of something  
in this room  
that is made from a natural  
resource?

# Using Natural Resources

**Plants** are used to make: food, lumber, paper, makeup, medicine, clothing (cotton), and cardboard.

**Animals** are used to make: food, clothing, leather, wool, fertilizer.

**Rocks, soil, and minerals** are used to make: concrete, bricks, salt, jewelry, and glass.

**Oil** is used to make: plastic, fabric, and fuel.

**Water** is used for: bathing, washing, drinking, cooking, and growing food.

**Metals** are used to make: tools, buildings, cars, wiring, tools, and jewelry.




# Natural

Something that exists in nature. It can be plants, animals or landscapes.





# Man-Made


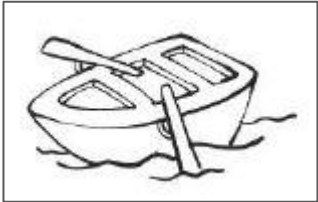

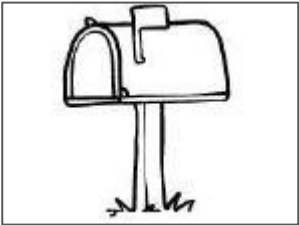


Something that has to be built by people.



Sort the objects into two categories on paper. Write the word that matches the picture under the correct column.

Natural	
	

Man-made	
	



A photograph of an astronaut in a white space suit floating in space. The astronaut is wearing a white helmet with a clear visor and has an American flag patch on the right shoulder. The background is a deep purple and blue, suggesting the vastness of space. The astronaut's hands are visible, holding onto some equipment or cables. The overall scene is dramatic and emphasizes the theme of scientific exploration.

**TIME FOR SCIENCE!**

# The Properties of Matter





What are some words you would use to describe a pencil that looks like this?



You probably used  
words like...

smooth

h

hard

thin

sharp

yellow

What if your pencil  
was very bendy and  
bumpy? Would this  
make it easier or  
more difficult for  
writing?

—

The words we use to describe an object are called properties.

We can use our five senses to describe an object and name its properties.

1. See

2. Smell

3. Hear

4. Taste

5. Touch



# Properties of Sneakers

Size - can be large or small

Color- can be different colors

Shape- round with a flat bottom

Flexibility- pretty flexible

Texture- usually





# You try it!

Find 4 objects around your house. Write down at least 4 properties of each item.

## Properties

---





DOMS

**WHOA! Good Job!**