

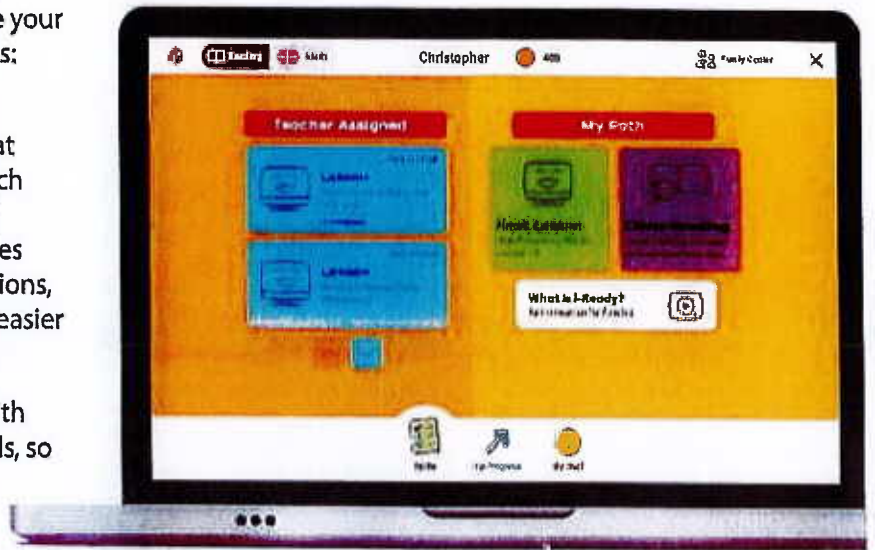
# What is *i-Ready*?

*i-Ready* is an online program for reading and/or mathematics that will help your student's teacher(s) determine your student's needs, personalize their learning, and monitor progress throughout the school year.

*i-Ready* allows your teacher(s) to meet your student exactly where they are and provides data to increase your student's learning gains. *i-Ready* consists of two parts: Diagnostic and Personalized Instruction.

The *i-Ready Diagnostic* is an adaptive assessment that adjusts its questions to suit your student's needs. Each item a student sees is individualized based on their answer to the previous question. For example, a series of correct answers will result in slightly harder questions, while a series of incorrect answers will yield slightly easier questions.

*i-Ready Personalized Instruction* provides students with lessons based on their individual skill level and needs, so your student can learn at a pace that is just right for them. These lessons are fun and interactive to keep your student engaged as they learn.



## How do I log in?



### From a Computer:

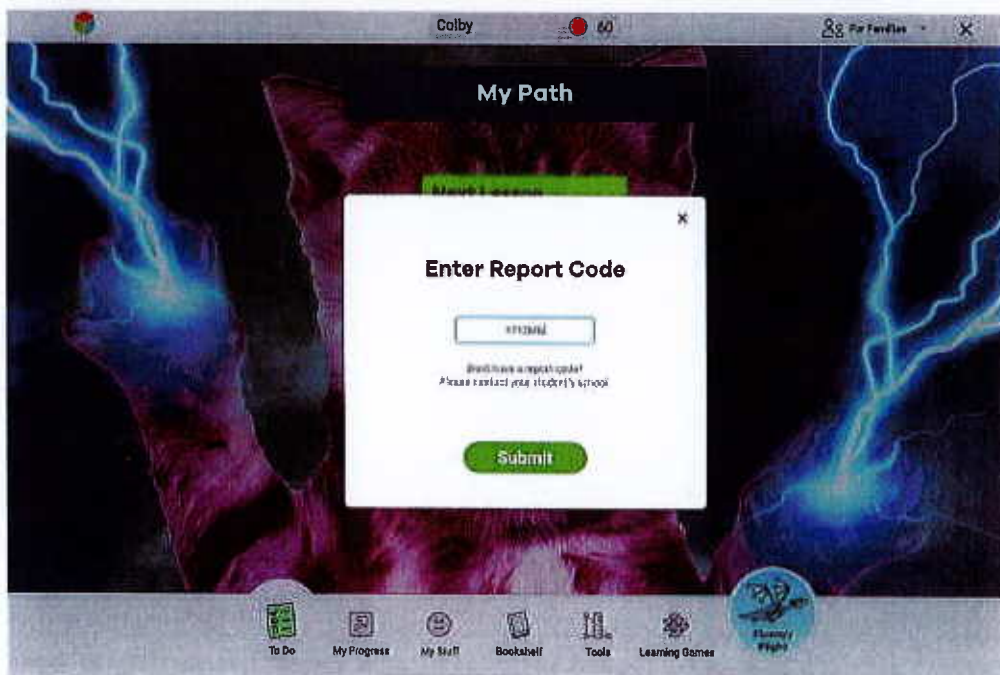
- Open any browser (Firefox, Chrome, Safari, etc.) and go to gmail.com
- Click sign in (top right corner) or if another google account is already logged in click on the icon in the top right corner and select add another account
- Sign into google with your school email address and school password
- Once signed in, click on the waffle in the top right corner and scroll down to the iReady icon
- Click on the iReady icon and you will be automatically logged into iReady

# How can I access my student's results?

- Click *For Families* drop down box in the top right corner and click *For Families Report*.



- Type in the District's Report Code: Y713MN



-The diagnostic results report will be downloaded to your computer. Be sure pop ups are allowed.

## How should I interpret my student's results?

### How is my student doing overall?

The goal is for your student to be performing at or above grade level, which means they have mastered the skills students at that grade level are expected to master and are prepared to learn more advanced skills.

On the For Families report, the **A blue bar(s)** on the graph and the corresponding **B placement level(s)** indicate how your student performed on each test in relation to their grade level, which is indicated by the **C green shading**. The **D National Norm percentile** below the graph indicates how your student performed in relation to students in the same grade level nationwide.



### How is my student doing in specific learning areas?

Students have different areas of strengths and opportunities for growth. It is important to understand how your student did in more specific learning areas, which are called **domains**. The **B domain table** shows how your student did in specific domains and helps teachers know where to build on strengths and focus their support.

### How is my student progressing over time?

The goal is also for your student to be making progress in their learning. After your student has taken more than one Diagnostic in the school year, you will see results for each Diagnostic, allowing you to see the progress your student is making both overall and in each domain.

## What if my student is performing below grade level?

This situation can happen, and teachers and schools have many strategies and programs to help accelerate your student's learning. Having this information can help you, your student, and their teachers have the right conversations to make the needed progress.

## What does it mean if my student scored lower on the second Diagnostic than the first?

A lower score does not mean your student did not learn or lost skills. Scores can be affected by things like stress, distraction, taking the Diagnostic in a different place, and receiving help. This can be particularly common when students are learning in different environments and under unique circumstances. Teachers take this into account and use the data from the Diagnostic as one of many tools to understand your student's unique needs and progress.

## What can I do to help my student?

- **Discuss these results with your student.** Celebrate their strengths and progress, and collaborate with them on planning how they will reach their goals.
- **Reach out to your student's teacher** to get more ideas and resources to support your student in specific domains and/or skills.
- If your student uses *i-Ready Personalized Instruction*, **review their progress** on the student dashboard.

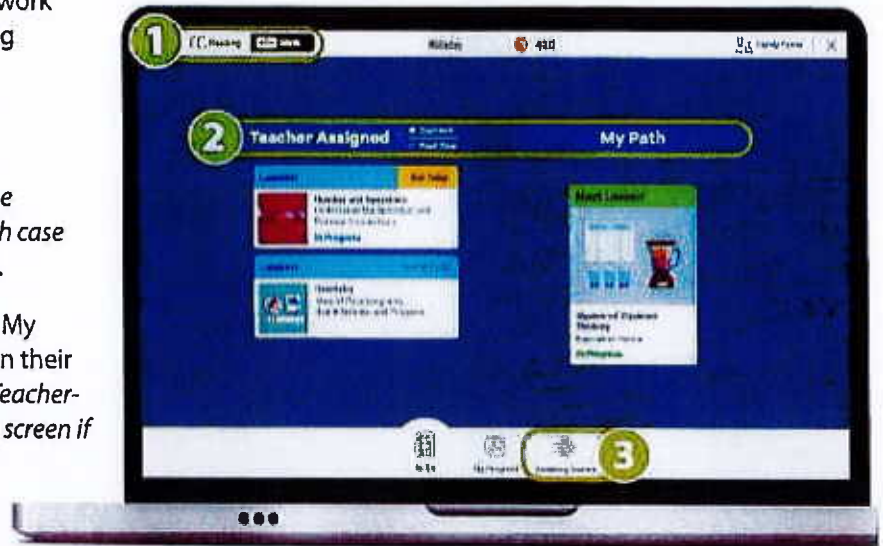


# How do I get my student started?

If your student's school has advised what they should work on, follow this guidance to keep your student's learning aligned with the current curriculum.

Within the *i-Ready* program, your student will be able to select:

1. **Reading or Mathematics Lessons:** Note that some schools will have purchased just one subject, in which case your student will only see that option on their screen.
2. **My Path Lessons or Teacher-Assigned Lessons:** My Path lessons are assigned to your student based on their latest results on the *i-Ready Diagnostic*. Note that *Teacher-Assigned Lessons* will only appear as a choice on the screen if a teacher has manually assigned lessons.
3. **Learning Games:** These games help your student build mathematics skills in fun ways. To access the games, your student will need to choose Math in the upper left-hand corner of the To Do screen and then click on Learning Games in the bottom navigation bar. Note that *Learning Games* are available to students if the school is using *i-Ready Personalized Instruction for Mathematics* and has enabled the use of the games for students.



## Where can my student and I see the progress being made?

You and your student can monitor progress by clicking on **My Progress** in the bottom navigation bar.



On the **My Progress** page, you will be able to see:

1. **Time-On-Task:** The number of minutes your student has spent this week (Monday–Sunday) on *i-Ready Personalized Instruction*
2. **Lessons Passed:** The total number of lessons your student has passed this school year
3. **Lesson Streak:** How many lessons your student has passed in a row
4. **Completed Work:** The name and quiz score for each lesson your student has taken

