

The Tennessee Family Portal provides online access to a student's individual performance data on Tennessee state assessments and will assist with tracking assessment information throughout the student's academic year. To access the Tennessee Family Portal on a desktop or mobile device, open a browser and go to <https://familyreport.tnedu.gov/>.

Click on a section below or scroll through this guide for instructions for navigating the Family Portal.

Getting Started

Updating a Password

Test History

Test Results: Overall Mastery

Test Results: Performance over Time

Test Results: Lexile over Time

Test Results: Category Subscores

Test Results: Data Comparison

Test Results: Moving Forward

Additional Resources & Support

Detailed Results

Test Questions

Getting Started: First Time Users



Enter the student's Student ID (USID) and Date of Birth, then click **Go**.

If unsure of the student's USID, click on **Where's my Student ID?** for help.

KNOW LEARN MORE TN

TCAP Family Portal

On-demand access to your student's TCAP scores
A resource from the Tennessee Department of Education

First Time Users

Enter your student's USID and date of birth.

Student ID (USID):

Date of Birth:

[Where's my Student ID?](#)

Returning Users

Enter your student's USID and password.

Student ID (USID):

Password:

[Forgot Password?](#)

[Terms of Use](#) [Privacy Policy](#) powered by eMetric

Getting Started: First Time Users



First Time Users: To create a Family Portal account, enter your email address and create a password.

Read the Privacy Agreement carefully. Check the box indicating that you read and agree to the privacy agreement. Click **Register**.

KNOW LEARN MORE TN

TCAP Family Portal

On-demand access to your student's TCAP scores
A resource from the Tennessee Department of Education

First Time Users

Enter an email and password to register. You will use the student's USID and password on subsequent logins.

Your Email:

Password:

Must be at least 8 characters, and include: 1 uppercase, 1 number, 1 lowercase, and 1 special character.

I have read and agree to the privacy agreement.

[Sign Out](#)

Privacy Agreement

The Tennessee Family Portal provides online access to a student's state assessment scores. It will assist with tracking assessment information throughout the student's academic year. This information is intended for the use of the student's parent(s) or legal guardian(s), or the student in situations where the student has turned 18, such that FERPA rights have transferred to the student.

In order for you to access your child's (or your) educational information securely, you will have to provide a valid email address. The student's ID (USID) and password used to access student information via the Family Portal should not be shared with unauthorized individuals. To protect

[Terms of Use](#) [Privacy Policy](#)

powered by **eMetric**

Getting Started: Returning Users



KNOW LEARN MORE TN

TCAP Family Portal

On-demand access to your student's TCAP scores
A resource from the Tennessee Department of Education

First Time Users

Enter your student's USID and date of birth.

Student ID (USID):

Date of Birth:

[Where's my Student ID?](#)

Returning Users

Enter your student's USID and password.

Student ID (USID):

Password:

[Forgot Password?](#)

[Terms of Use](#) [Privacy Policy](#) powered by eMetric

Returning Users: Enter the student's USID and the password specified during account registration. Click Go.

Initiating a Password Reset



KNOW LEARN MORE TN

TCAP Family Portal

On-demand access to your student's TCAP scores
A resource from the Tennessee Department of Education

First Time Users

Enter your student's USID and date of birth.

Student ID (USID):

Date of Birth:

Where's my Student ID?

Returning Users

Enter your student's USID and password.

Student ID (USID):

Password:

Terms of Use [Privacy Policy](#) powered by eMetric

Reset Your Password

Enter your student's USID and the email address you registered with. A reset password link will be sent to the registered email.

Student ID (USID):

Your Email:

A password reset email has been sent to parent@emetric.net

- 1** Returning users can click the **Forgot Password?** link to initiate a password reset.
- 2** Enter the student's USID and the email address registered to the account. Click **Send Reset Email**.
- 3** Click **OK**.

Updating a Password



Check your email and click on the provided link to update your Family Portal password. Enter your student's USID, then create and confirm your new password in the required text boxes. Click **Confirm**.



Reset Your Password

Student ID (USID):

Password:
Must be at least 8 characters, and include: 1 uppercase, 1 number, 1 lowercase, and 1 special character.

Confirm Password:

Test History



Upon logging in to the Family Portal, you will see your student's **Test History** page.

The Test History page provides an overview of your student's results based on the selected school year.

To view the help guide, update the email address associated with the account, sign out of the portal, or view a video explaining how to navigate the Family Portal, use these links.

Use the tool bar at the top of the Test History page to help you further understand your student's score, view information on the TCAP, explore the Tennessee Standards, or view frequently asked questions.

The screenshot shows the 'Test History' page for a student. At the top, there is a navigation bar with links for 'Help (PDF)', 'Update Email', and 'Sign Out'. Below this is a secondary bar with 'Navigating the Family Portal' and a video icon. A third bar contains icons and links for 'BEST for ALL', 'Understanding Your Student's Score', 'Tennessee's Comprehensive Assessment Program (TCAP)', 'Explore Tennessee Standards', and 'FAQ's'. The main content area shows the 'School Year' set to '2021 - 2022' and the student's name 'EBYYSEPVFN EBYYSEPVLN's Test Results'. Below this is a table with columns for 'Assessment' and 'Results'. The table lists three assessments: Algebra I (2022 Spring EOC) with a 'Below Expectations' result, Biology (2022 Spring EOC) with an 'Exceeded Expectations' result, and English I (2022 Spring EOC) with an 'Approaching Expectations' result. A 'Student TCAP Results Videos' link is also present.

Assessment	Results
Algebra I 2022 Spring EOC	Below Expectations
Biology 2022 Spring EOC	Exceeded Expectations
English I 2022 Spring EOC	Approaching Expectations







Test History



Toggle the School Year drop down to access historical data.

For detailed results, click on an assessment name. The report generated by this selection is dependent upon the assessment type. Certain sections of the report will differ across programs/assessments.

The screenshot displays the 'Know More TN' family portal interface. At the top, there are navigation links for 'Help (PDF)', 'Update Email', and 'Sign Out', along with a 'Navigating the Family Portal' video link. Below this is a secondary navigation bar with links for 'BEST for ALL', 'Understanding Your Student's Score', 'Tennessee's Comprehensive Assessment Program (TCAP)', 'Explore Tennessee Standards', and 'FAQ's'. A 'School Year' dropdown menu is set to '2021 - 2022'. The main content area shows 'EBYSEPVFN EBYSEPVLN's Test Results' with a table of assessments and their results.

Assessment	Results
 Algebra I 2022 Spring EOC	 Below Expectations
 Biology 2022 Spring EOC	 Exceeded Expectations
 English I 2022 Spring EOC	 Approaching Expectations

Test Results: Overall Mastery



To return to the home page, click the **Test History** tab. Click **Detailed Results** to view detailed results for your student, and click **Test Questions** to view the released test questions from your student's assessment.

Detailed Results and Test Questions may not be available for all assessments or administrations.

Department of Education

Help (PDF) Update Email Sign Out

Navigating the Family Portal

Test History Test Results Detailed Results Test Questions BEST for ALL

Demo Student

USID: 212131115

INDIVIDUAL STUDENT SCORE REPORT

2022 Spring EOC at DEMO SCHOOL1 (111110001)

TCAP measures how well Demo Student met high school level expectations. TCAP results should be combined with other measures like report cards, teacher input, and classroom work to give families and teachers a more complete picture of a student's academic progress. This report will help you use TCAP results to help identify where Demo Student is doing well and where additional support in each subject may be needed.

What is Demo Student's Overall Mastery for English I?

Demo Student scored **325**

Approaching Expectations

325

School State

2

School: The average score on this test in your student's school.
State: The average score on this test in Tennessee.

PERFORMANCE LEVEL

1	2	3	4
Below Expectations	Approaching Expectations	Met Expectations	Exceeded Expectations
The student did not meet Tennessee's high school subject level expectations and has little knowledge of the skills and concepts in the subject.	The student is approaching Tennessee's high school subject level expectations and has a partial understanding of the skills and concepts in the subject.	The student met Tennessee's high school subject level expectations and has a thorough understanding of the skills and concepts in the subject.	The student met Tennessee's high school subject level expectations and understands the most complex skills and concepts in the subject.

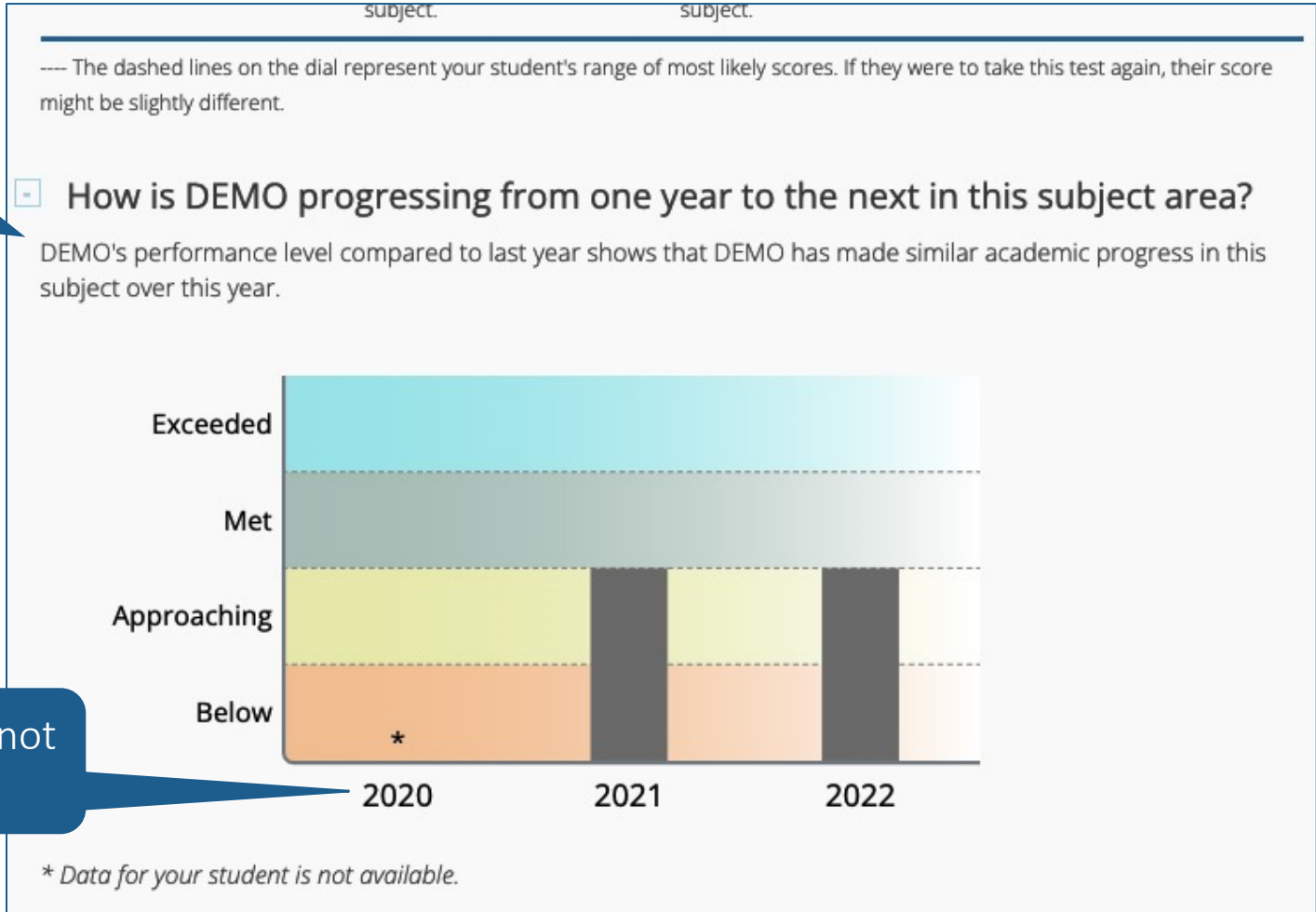
--- The dashed lines on the dial represent your student's range of most likely scores. If they were to take this test again, their score might be slightly different.

The **Test Results** page shows the student's Overall Mastery of the assessment and performance level descriptions. Scroll through the report for more information about your student's performance.

Test Results: Performance Over Time



In the next section of the report, you will see how your student's performance over time for the selected content area.



NOTE: Data for 2020 is not available.

Test Results: Lexile Over Time



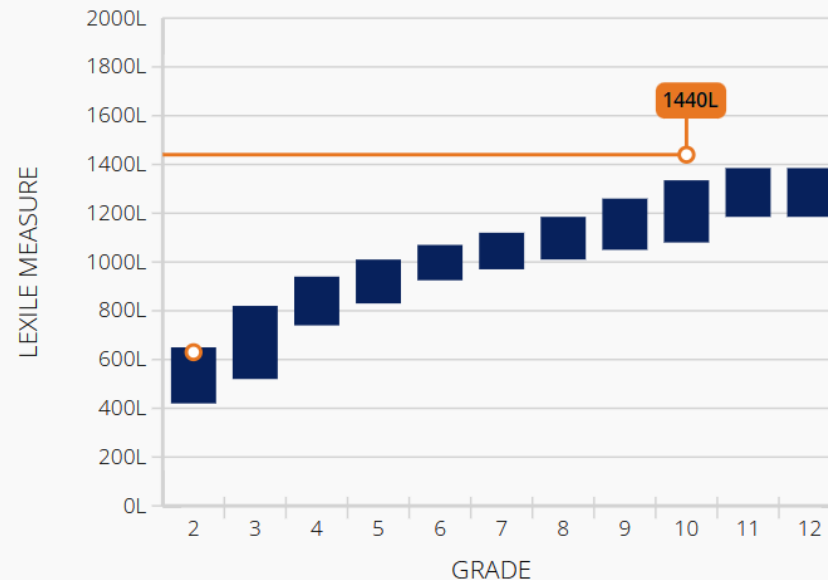
In the next section of the report, when viewing ELA or English content areas, you will see your student's Lexile score over time.

What is Demo Student's reading level?

Demo Student's Lexile® score is **1440L**.

A Lexile® score is a measure of a student's reading ability. The department has worked with MetaMetrics®, the developers of the Lexile Framework for Reading, to calculate a student's Lexile score based on the TCAP assessments in English Language Arts.

The Lexile measure helps you find reading materials at Demo Student's unique reading level. This measure, along with consideration of Demo Student's interests and experiences is helpful in finding texts for independent reading. For more information on Lexile measures, please visit <https://lexile.com/parents-students>. [↗](#)



Each grade level box represents the Lexile range for reading skill as your student grows. Demo Student's Lexile score is 1440L.

Find a Book Tool

The "Find a Book" tool is a fun and easy way to select books based on your student's Lexile measure and interests.

[Explore](#) [↗](#)

A few things to note about Lexile over time; if your student has multiple Lexile scores within a year, the Lexile chart will display the highest score, and if your student is missing data for a year, the grade level will be blank on the Lexile chart.

Test Results: Category Subscores



In the next section of the report, you will see how your student performed on specific knowledge and skills for the selected subject, as well as the points earned and points possible for each category subscore.

How well did Demo Student perform on specific knowledge and skills in English I?

When compared to students who met the minimum Met Expectations score, how did your student perform for each of the different categories of questions? Review the subscore table below.

Category Subscore	Demo Student Compared to Students who Met Expectations	Points Earned/ Points Possible
Reading: Literature +		10 of 16 63%
Reading: Informational Text +		2 of 16 13%
Reading: Vocabulary +		3 of 6 50%
Written Expression +		12 of 12 100%
Conventions +		4 of 9 44%

Lower than the typical student who reached the minimum met expectations score.

Similar to the typical student who reached the minimum met expectations score.

Higher than the typical student who reached the minimum met expectations score.

Information in this table indicates how a student performed in each Subscore Category compared to students who met expectations. Subscores are used to identify demonstrated strengths and opportunities for improvement.

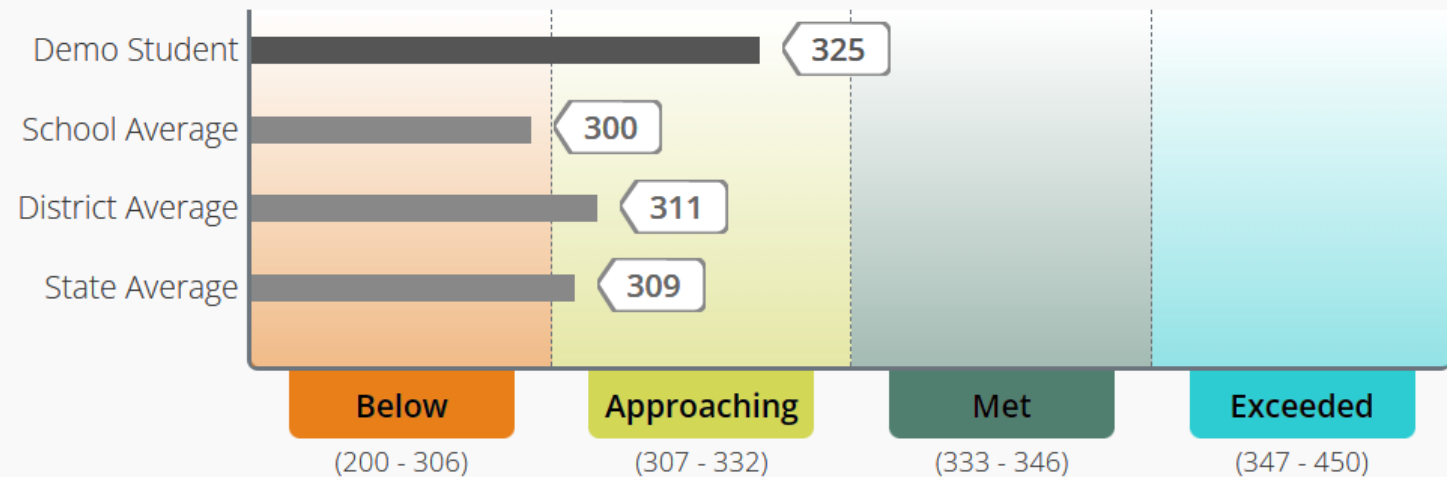
The middle column of this table shows how your student performed compared to students who scored within the Met Expectations performance level according to state standards.

Test Results: Data Comparison



The next section of the report shows a Performance Level Comparison graph for your student.

How does Demo Student's score compare to the scores of the school, the district, and the state?



***Data are not displayed for groups with fewer than 10 students to ensure student privacy.*

This graph compares your student's score to the school, district, and state average for the same assessment.

Test Results: Moving Forward



Continue scrolling to view information pertaining to areas of the assessment in which your student performed well and areas your student should focus on for improvement.

What do Demo Student's results tell us?

Where did Demo Student do well on this test?

- Using effective organizational techniques
- Including an effective introduction and conclusion
- Using relevant text evidence to develop ideas
- Explaining and elaborating on the evidence and details provided
- Using appropriate and precise language
- Establishing and maintaining an appropriate style and objective tone
- Determining the theme or central idea of a fictional text
- Describing how aspects of character are revealed in a text

What areas should Demo Student focus on for improvement, based on this test?

- Determining the central idea of a nonfiction text
- Explaining an author's point of view and response to opposing viewpoints
- Using context clues to determine the meaning of words and phrases
- Editing text for correct grammar, capitalization, punctuation, and spelling
- Composing a piece of writing with only minor errors
- Determining the theme or central idea of a fictional text
- Describing how aspects of character are revealed in a text

Test Results: Moving Forward



This section of the report provides steps that can be taken that your student can take to be best prepared for the year ahead and sample questions to ask your student's teacher about their performance and supporting their student.

What can Demo Student do to keep improving?

Demo Student should consider doing the following to be best prepared for the year ahead:

- Read and discuss complex text in the 9-10 grade band with others
- Focus on determining the meaning of unknown words using context
- Practice supporting ideas with evidence from both literary and informational text
- Reference the Family Report Guide for more information

What questions should I ask Demo Student's teachers?

Questions to ask Demo Student's teachers:

- How do my student's TCAP results compare to what you see in the classroom?
- Where is my student doing well and where does my student need more support?
- How can I support learning at home?


Additional Resources & Support




The final section of the report provides access to a multitude of resources that further discuss the TCAP. Resources available in this section are dependent upon the assessment type.


We want to hear from you! This link gives you access to a survey provided by the Tennessee Department of Education.


Where can we go to learn more?


 [Tennessee's Academic Standards](#)


 [Family Guide for Score Reports](#)

 [Score Report Guide in Arabic](#)


 [Score Report Guide in Spanish](#)


 [English Tests](#)


 [Science Tests](#)


 [Second Grade Tests](#)


 [Tennessee's Comprehensive Assessment Program \(TCAP\)](#)

 [How are tests created?](#)

 [How are scores determined?](#)

 [Frequently Asked Questions](#)

 [Math Tests](#)

 [Social Studies Tests](#)

[Was this website helpful? Tell us what you think!](#)

[Request Accessible Student Report](#)

Detailed Results



To view more information about your student's performance, navigate to the Detailed Results tab.

Here, you're able to view how your student performed on each question in the test and see the percent of students who responded to each question correctly at the school, district and state levels.

Click on a blue item number to view the item and distractor rationales.

DEMO STUDENT						
Grade 6 English Language Arts				2021 Spring Assessment at DEMO SCHOOL		
Item #	Reporting Category	Student's Response	Points Earned / Points Possible	% of Students Answering Correctly *		
				State	District	School
1	3. Reading: Vocabulary	●	1 of 1	44	46	50
2	3. Reading: Vocabulary	○	0 of 1	55	73	66
3	1. Reading: Literature	●	1 of 1	54	66	61
4	4. Written Expression	◐	11 of 16	-	-	-
5	1. Reading: Literature	●	1 of 1	80	86	88
6	3. Reading: Vocabulary	●	1 of 1	80	86	88
7	1. Reading: Literature	●	1 of 1	78	86	88
8	1. Reading: Literature	●	2 of 2	59	86	88
9	3. Reading: Vocabulary	●	1 of 1	80	86	88
10	1. Reading: Literature	●	1 of 1	77	76	77
11	1. Reading: Literature	●	1 of 1	76	70	66
12	1. Reading: Literature	●	1 of 1	73	63	55
13	3. Reading: Vocabulary	●	1 of 1	72	56	44

*NOTE: The Detailed Results and Test Questions data is not available for all assessments or administrations.

Detailed Results: Legend



The footnote on the Detailed Results page provides a legend of the icons that you may see on your student's Detailed Results report.

- * % of Students Answering Correctly** is calculated using only students who received full credit for the item.
- The student responded correctly and received full credit.
- ◐** The student received partial credit.
- The student responded incorrectly and did not receive credit.
- The student skipped the item and did not receive credit.
- This data is not reported for Constructed Response items.

**NOTE: The Detailed Results and Test Questions data is not available for all assessments or administrations.*

Test Questions



The Test Questions tab gives you access to released items from your student's assessment.

Reporting category information, your student's response and outcome,

The screenshot displays the 'Test Questions' tab in a software interface. At the top, a navigation bar includes 'Test History', 'Test Results', 'Detailed Results', and 'Test Questions' (which is highlighted with a question mark icon). The 'BEST FOR ALL' logo is in the top right. Below the navigation bar, the student information is shown: 'DEMO STUDENT', 'Grade 6 English Language Arts', and '2021 Spring Assessment at DEMO SCHOOL'. The main content area shows 'Item 13 of 35' with the text 'Your child's response was A, and it was correct.' A blue 'Next' button is on the right. Below this, the 'Reporting Category (3):' is '3. Reading: Vocabulary'. The 'Standard (6.RI.CS.4):' is '6.RI.CS.4 Determine the meaning of words and phrases as they are used in a text, including figurative, connotative, and technical meanings.' The 'Percentage of Students Answering this Item Correctly:' is shown as a list: '72% of students in the state', '56% of students in the district', and '44% of students in the school'. At the bottom, there are three tabs: 'Passage', 'Item' (which is selected), and 'Rationales'.