
Location:	Brighton Area Schools BAS Video Conference	Project Number:	18-785
Project:	BAS 2019 Bond	Date:	4-6-20, 4:30 pm

1. Review meeting minutes dated 3/16/20 Committee meeting and 3/19/20 conference call (Hawkins Field).
2. Document imaging contractor status.
3. Project scope / estimate review
 - a. BECC, Concessions/Toilet Building
 - i. IDI present design development documents. Issued to Clark Construction for estimating purposes.
 - ii. *Comments since issuance include, but not limited to:*
 1. *Provide portable water line to team benches (one or both?)*
 2. *Confirm width of field (75 ft, 80 ft?)*
 3. *Has depth behind ticket window been increased. Yes.*
 4. *Confirm 3m sign material. Backlite.*
 5. *Evaluate exterior finish materials (EFIS?)*
 - b. Maintenance Building
 - i. IDI present design development documents. Issued to Clark Construction for estimating purposes.
 - c. Hawkins Baseball/softball fields.
 - i. IDI present design development documents. Issued to Clark Construction for estimating purposes.
 - ii. *Comments since issuance include but not limited to:*
 1. *200 ft field to be 210 feet.*
 - d. STEAM, High School, update.
 - e. Indoor Practice Facility
 - i. Conceptual placement diagram for Maltby site review.
4. General open discussion.

Action Items:

1. Schematic Design Bid Pack Two, 2021 STEAM / Scranton / High School, issued for review 5/1/20.

Distribution: BAS Project Team

1021 West Baraga Avenue,
Marquette, Michigan 49855
Phone (906) 228-4480 Fax (906) 228-7524

8571 W. Grand River Ave., Suite 600
Brighton, Michigan 48816
Phone: (810) 229-2701 Fax: (810) 229-6767

Location:	Brighton Area Schools BAS Board Room	Project Number:	18-785
Project:	BAS 2019 Bond	Date:	3-16-20, 4:30 pm

Present: Refer to attached.

Discussion: Purpose of meeting to discuss 2019 Bond scope.

1. Reviewed meeting minutes dated 3/2/20 and 3/3/20. Both approved to distribution.
2. Contract status.
 - a. Soils investigation. The firm of DLZ was approved by Board action.
 - b. Survey information has been received.
3. Imaging. District has an estimate from one firm. Scott Jacobs will have eliminated duplicates and sorted drawings by end of week. Eliminating duplicates reduced approximately half of the previous drawings.
4. Project scope / estimate review
 - a. BECC, Concessions/Toilet Building
 - i. IDI presented and overview of Schematic Design. Committee approved Schematic Design and authorized IDI to proceed with Design Development drawings.
 - b. Maintenance Building
 - i. Clark Construction presented the estimate of probable costs.
 - ii. IDI presented and overview of Schematic Design. Committee approved Schematic Design and authorized IDI to proceed with Design Development drawings.
 - c. STEAM, High School
 - i. Lindhout Associates presented the STEAM concept layout. Comments included:
 1. No operable partition in Creative Lab.
 2. Make corridor between garage & dirty lab larger (14 to 16 feet).
 3. Move dirty lab permanent wall to align with bathroom corner.
 4. Health Occupation space to be used as "Robotics" space.
 - a. Remove existing floor finishes.
 - b. Remove existing ceiling.
 5. Reduce 2nd floor collaborative space.
 6. Daycare and TIPs programs/spaces not moving.

7. Provide new fenced in area for child care program at north.
 8. Provide access for large equipment into STEAM center.
 9. Creative Lab becomes a flex space.
 10. No overhead door or rated shutter in existing garage wall.
 11. Proceed with “faculty buy-in” meeting.
 - ii. Conceptual design approved (with above revisions).
 - d. Committee directed design team to issue drinking fountain contract documents for bidding purposes.
 - e. Indoor Practice Facility at Maltby field options reviewed.
 - i. Committee requested IDI to proceed with Option ‘D’ preferred, shifting towards Maltby Road adjacent to the existing parking lot.
 - ii. Concessions / Toilets shall be attached to the Indoor Practice Facility, on the north side.
 - iii. Note: existing pole barn on site, may need to be removed.
 - iv. IDI shall evaluate sidewalk access from north lot on opposite side of school.
 - v. No permanent seating within Indoor Practice Facility.
5. General Discussions
- a. Overall discussion regarding upcoming economy and materials supply line. Currently to many unknowns given the current client.
 - b. Fence needs to be moved at the high school (open storage area).
 - c. Note, next meeting April 6, 2020 shall be conducted via video conference. BAS to facilitate and issue notification.

Distribution: BAS Project Team

1021 West Baraga Avenue,
Marquette, Michigan 49855
Phone (906) 228-4480 Fax (906) 228-7524

8571 W. Grand River Ave., Suite 600
Brighton, Michigan 48816
Phone: (810) 229-2701 Fax: (810) 229-6767

Location:	Brighton Area Schools	Project Number:	18-785
Project:	Conference Call	Date:	3-19-20
	BAS 2019 Bond		

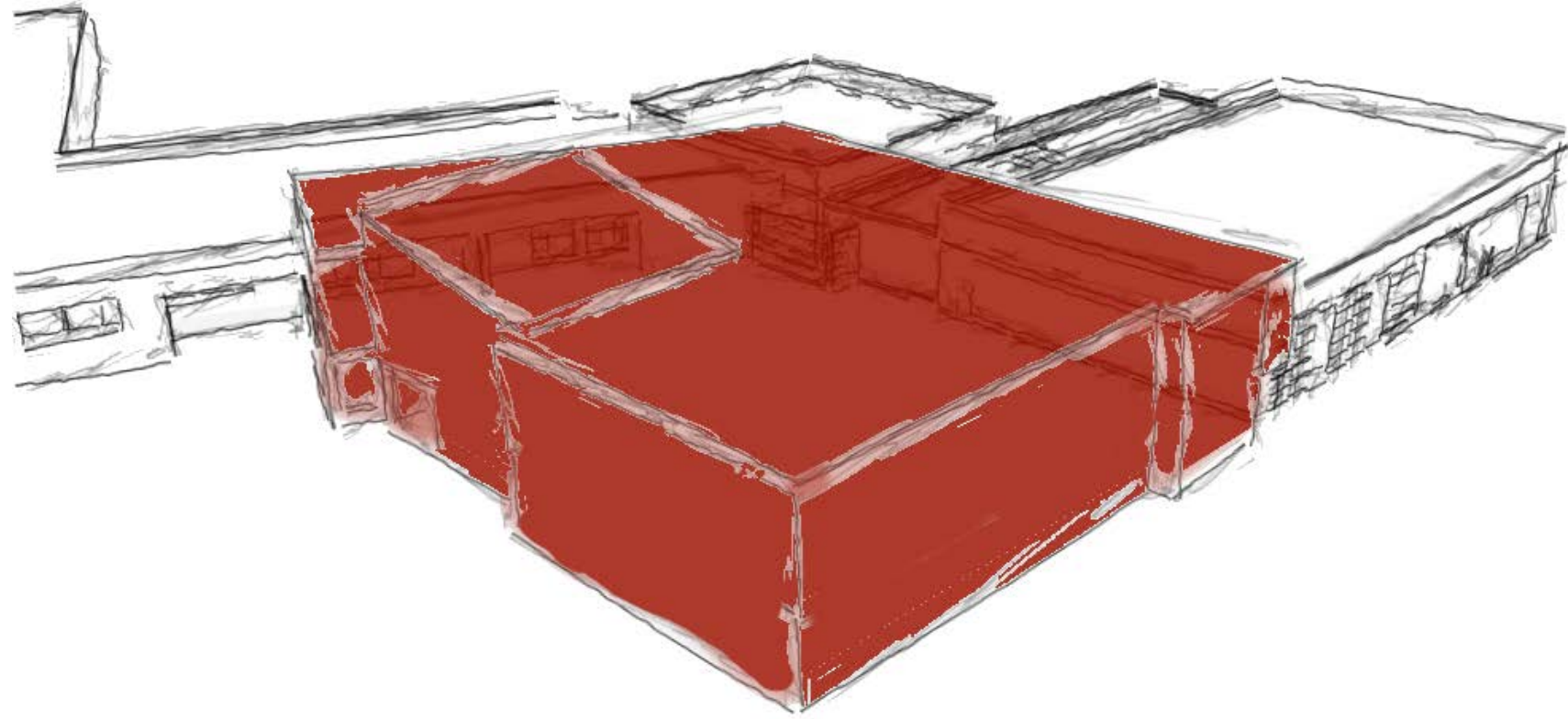
Present: Dr Greg Gray, BAS
John Thompson, BAS
Al Lear, Community Member
Andrew Mansfield, IDI
Scott T. Hoefft, IDI

Discussion: Purpose of meeting to discuss 2019 Bond scope improvements to Hawkins Elementary fields.

1. Prior to this meeting Andrew Mansfield sent 2 baseball field layouts (200' and 220') as well as 3 field layout concepts utilizing these fields to the group for preliminary review, which initiated this discussion.
2. The design is to take into account the entire inventory of fields available in the District.
3. John Thompson issued proposed layouts as prepared by VIRIDIS July 2014 to start discussions. Fields labeled as J, L, M are fine as they exist. 'K' could become the one 200 field if necessary.
4. Al Lear indicated 200 ft. fields serve a limited player age for the baseball/softball programs for the Hawkins site.
5. Hawkins field design should incorporate the following:
 - a. (2) 215 ft. field (230' field desirable, if possible) to accommodate 65' bases and 30' offset to fence (1) 200 ft field
 - b. (1) 200 ft field (210' field desirable, if possible) to accommodate 65; bases and 30' offset to fence.
 - c. (1) Large baseball field (340' centerfield, 305' foul line) to accommodate 90' bases and 40' offset to fence.
6. Documents shall include a bid alternate for dugouts. Lean-to type with shingle roof and option for metal roof.
7. No mounds at smaller fields, only for large fields.
8. No single swing gates to be provided in fencing for pedestrian access. Provide offsets in fencing for access points.
9. Provide double swing gate, one per field for vehicle access.
10. 12 ft minimum distance between fields for vehicle access.

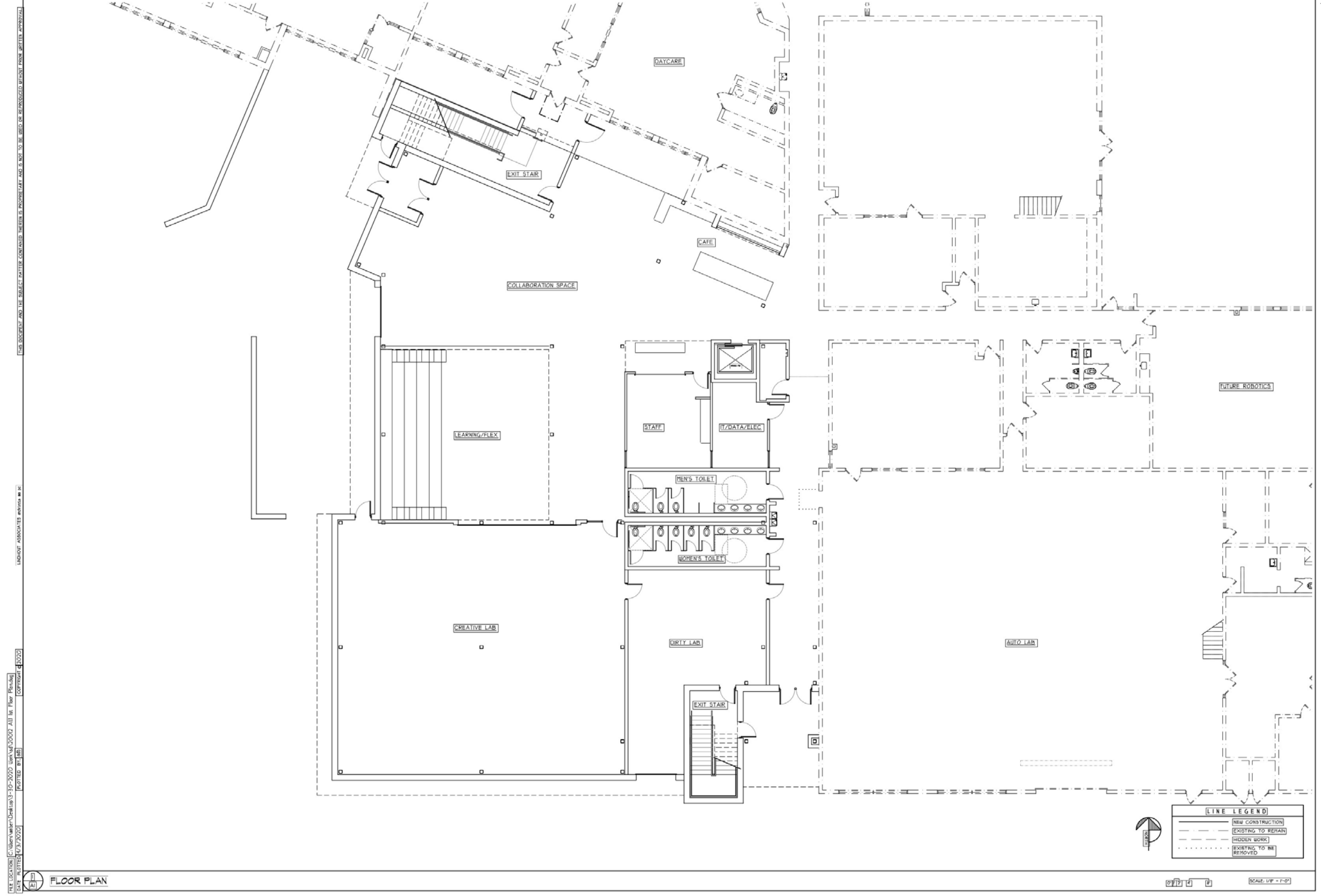
Action Items: IDI shall develop alternatives for review based on the above information.

Distribution: BAS Project Team



BRIGHTON HIGH SCHOOL STEAM CENTER

PRELIMINARY FLOOR PLANS
BAS BOND COMMITTEE
APRIL 6, 2020



FILE LOCATION: C:\Users\m\OneDrive\3-10-2020\BAS\10-2020\BAS\10-2020\1st Flr Plan.dwg
 DATE PLOTTED: 4/23/2020
 PLOTTED BY: JLB
 COPYRIGHT © 2020
 LINDHOUT ASSOCIATES ARCHITECTS P.C.

FLOOR PLAN



**Lindhout Associates
architects aia pc**
 11845 outdoor drive, Brighton, Michigan 48116-4000
 www.lindhout.com Tel: (810)271-3855 Fax: (810)271-3868

CONSULTANT

OWNER REVIEW
 (Stamp for review)

STEARNS CENTER FOR
BAS
 BRIGHTON, MICHIGAN
FLOOR PLAN

A1
 20013

PRELIMINARY FIRST FLOOR PLAN



CAFE
500 SF

STAIR & EXIT HALL

MAIN ENTRANCE

COLLABORATION
2,400 SF

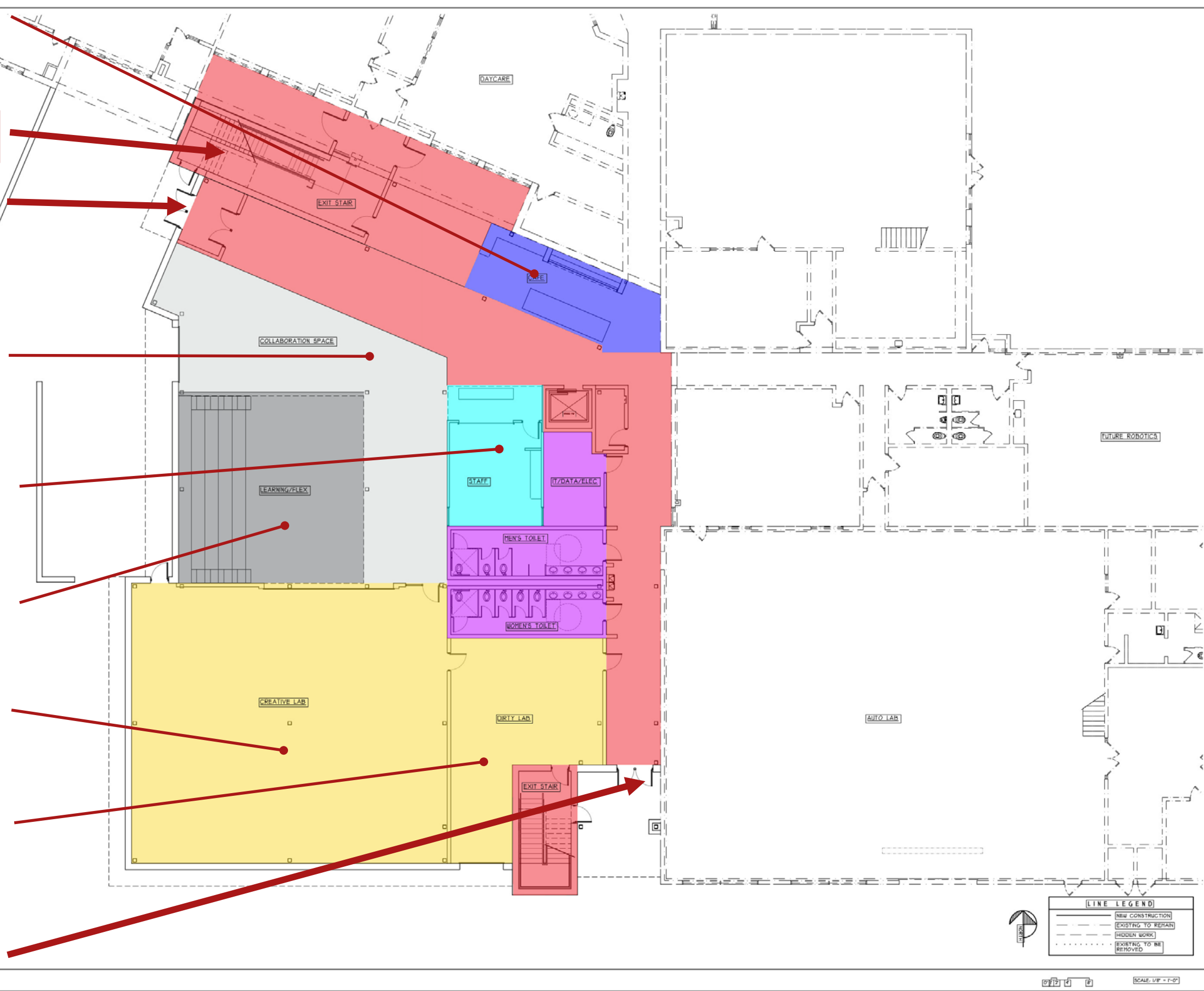
TEACHER STATION
500 SF

LEARNING
1,200 SF

CREATIVE LAB
3,000 SF

DIRTY LAB
900 SF

SOUTH EXIT



Lindhout Associates
architects aia pc

11845 outdoor drive, Brighton, Michigan 48116-4000
www.lindhout.com Tel: (810)271-3805 Fax: (810)271-3808

CONSULTANT

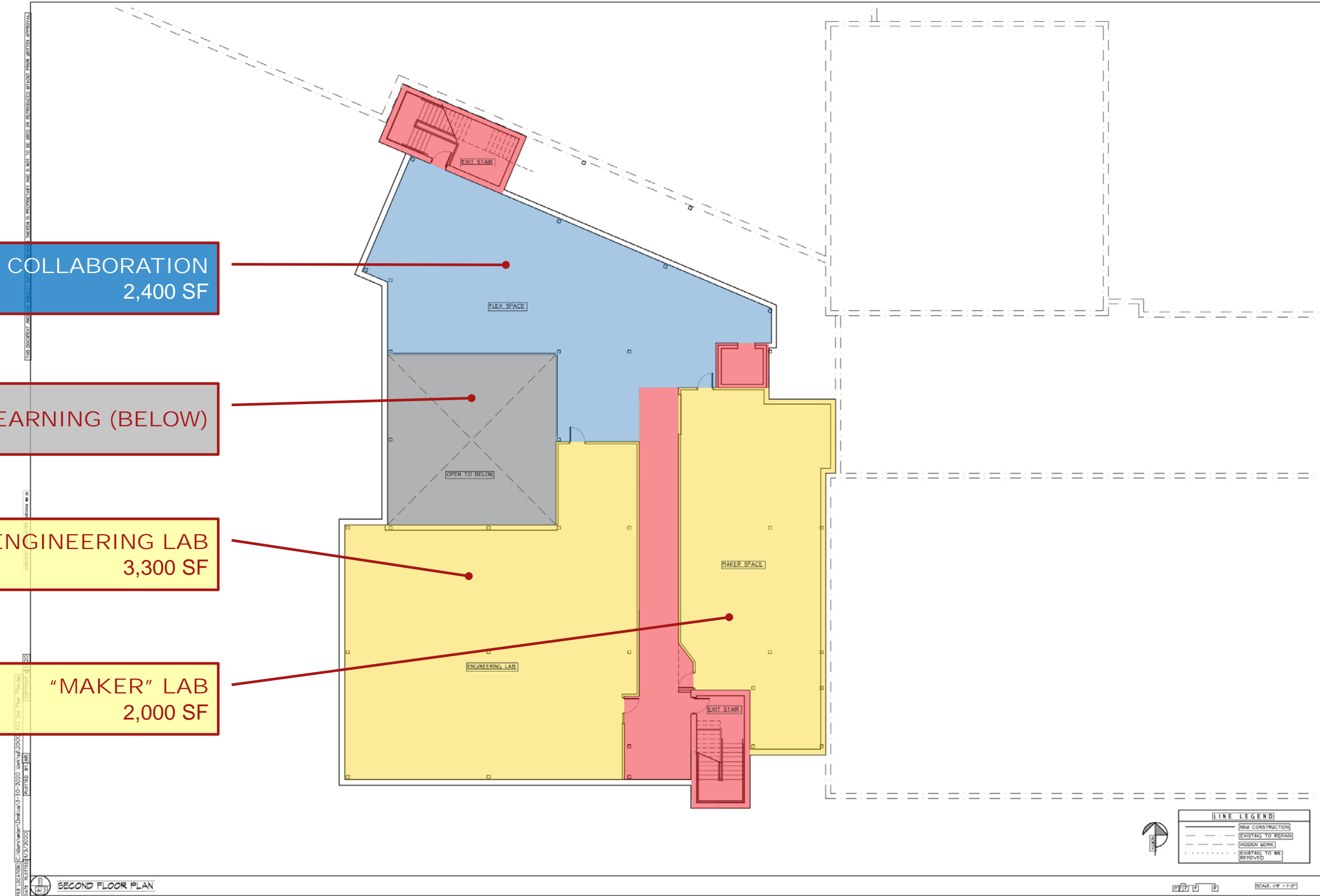
OWNER REVIEW
Stamp for

4-2-2012
Date

STEARNS CENTER (BT)
BAS
BRIGHTON, MICHIGAN
FIRST FLOOR PLAN

A1.1
20013

PRELIMINARY FIRST FLOOR PLAN



COLLABORATION
2,400 SF

LEARNING (BELOW)

ENGINEERING LAB
3,300 SF

"MAKER" LAB
2,000 SF

FILE LOCATION: C:\Users\m\OneDrive\3-10-2020\BMA\A1.2.dwg
 DATE PLOTTED: 4/23/2020
 PLOTTED BY: [unintelligible]
 USER: [unintelligible]
 THIS DOCUMENT AND ITS CONTENTS ARE TO BE USED FOR THE PROJECT AND NOT BE REPRODUCED WITHOUT WRITTEN APPROVAL

SECOND FLOOR PLAN

LINE LEGEND	
	NEW CONSTRUCTION
	EXISTING TO REMAIN
	HIDDEN WORK
	EXISTING TO BE REMOVED

SCALE: 1/8" = 1'-0"



Lindhout Associates
architects aia pc
11845 OLIVER DRIVE, SUITE 100, BRIGHTON, MICHIGAN 48116-4001
www.lindhout.com Tel: (810)227-5855 Fax: (810)227-5881

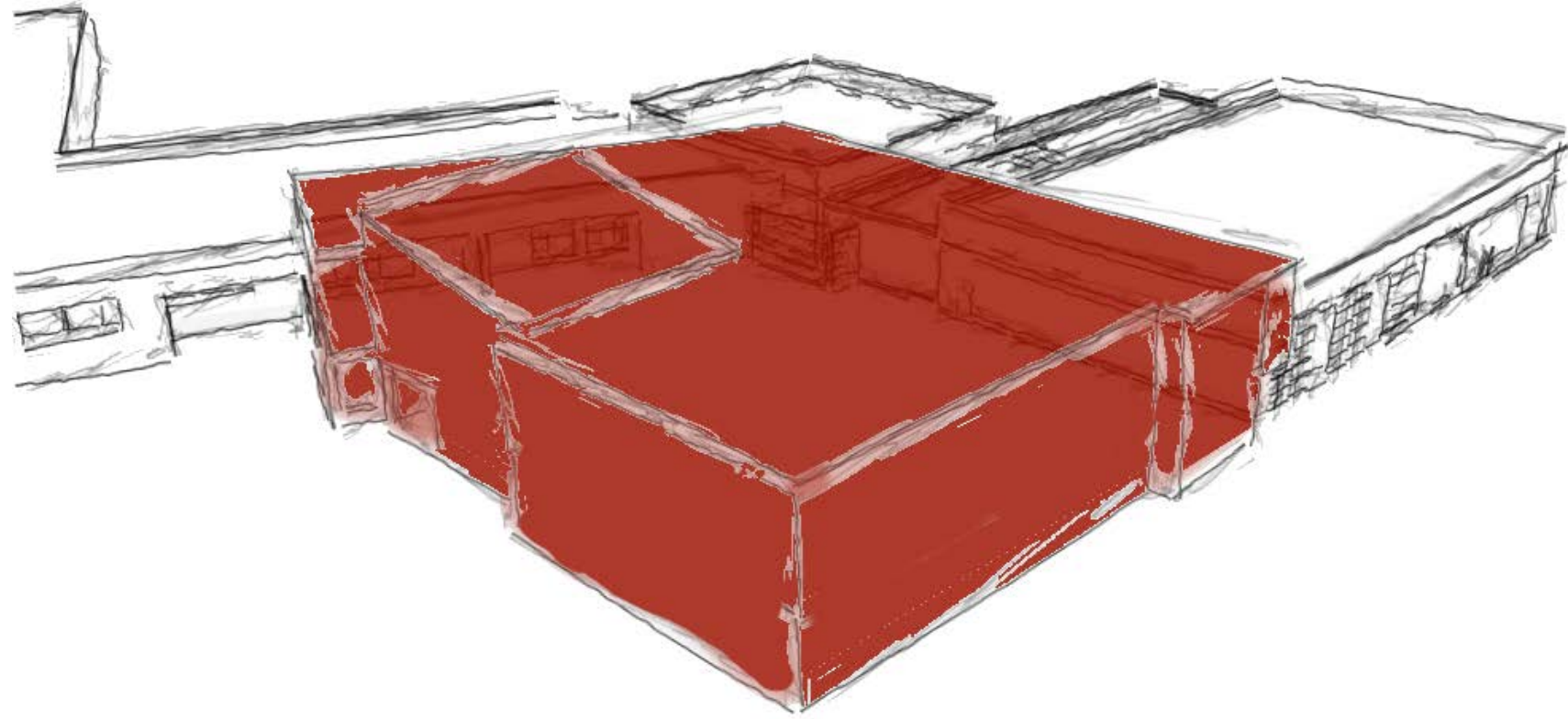
Consultant

OWNER REVIEW
[unintelligible]
DATE: 4-2-2020
[unintelligible]

STEAT CENTER (PT)
BAS
BRIGHTON, MICHIGAN
SECOND FLOOR PLAN

A1.2
20013

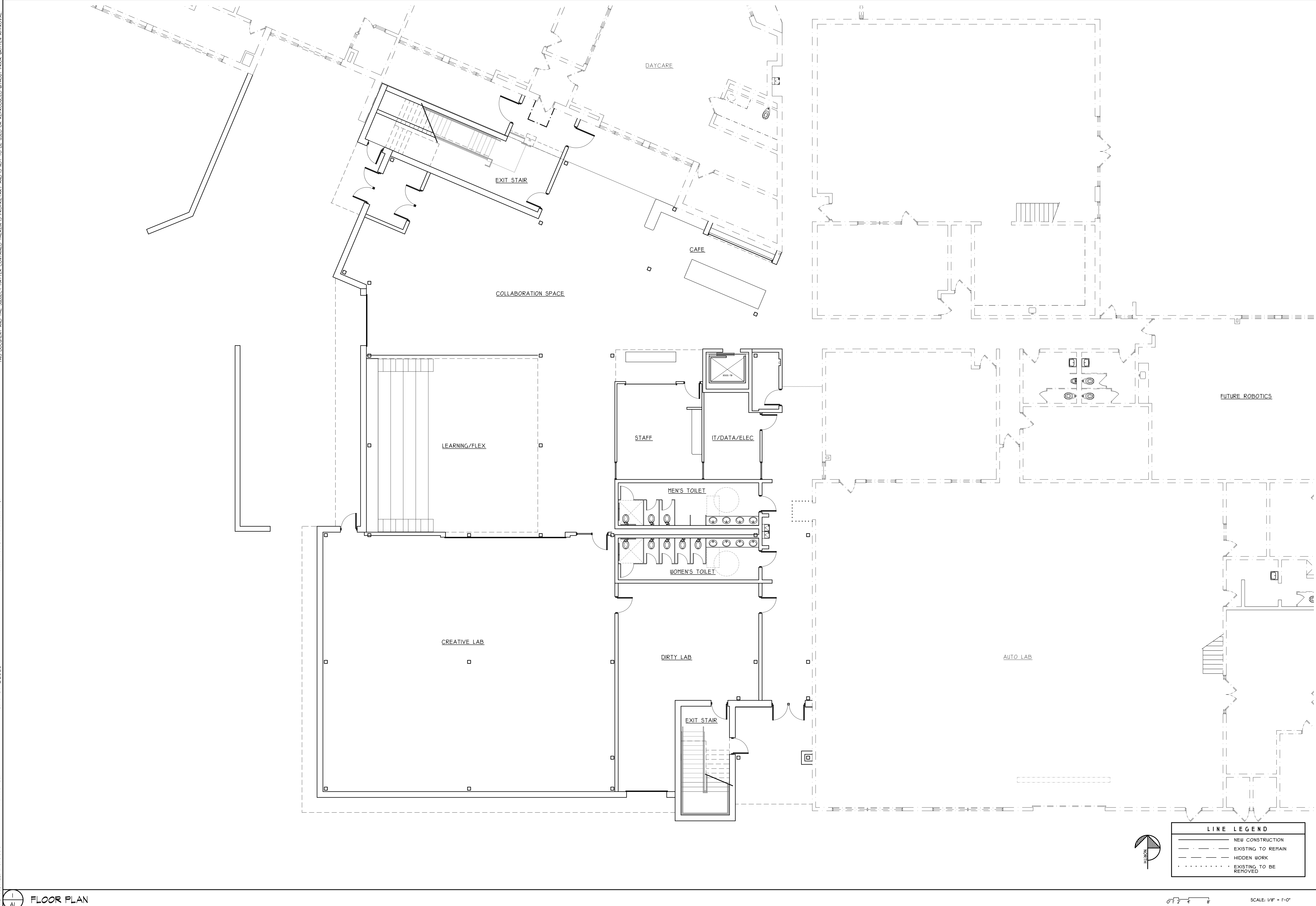
OVERVIEW



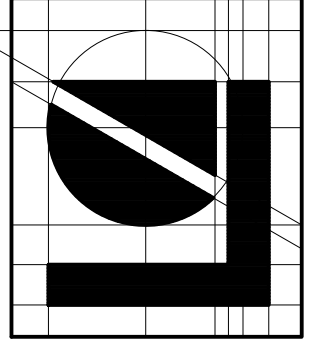
BRIGHTON HIGH SCHOOL STEAM CENTER

PRELIMINARY FLOOR PLANS
BAS BOND COMMITTEE
APRIL 6, 2020

FILE LOCATION: C:\Users\albert\Desktop\3-30-2020\3-30-2020\3-30-2020\3-30-2020\1-11-11\Floor Plan.dwg
DATE PLOTTED: 4/3/2020
PLOTTED BY: aib
COPYRIGHT © 2020
LINDHOUT ASSOCIATES architects aia pc
THIS DOCUMENT AND THE SUBJECT MATTER CONTAINED THEREIN IS PROPRIETARY AND IS NOT TO BE USED OR REPRODUCED WITHOUT PRIOR WRITTEN APPROVAL



FLOOR PLAN



Lindhout Associates
architects aia pc
10466 Clinton Ave., Brighton, Michigan 48116-9510
www.lindhout.com Fax: (810) 227-5655 (810) 227-5668

consultant

QUINER REVIEW
issued for

dr: XXX
ek: XXX
app'd: XXX
4-4-2020
date

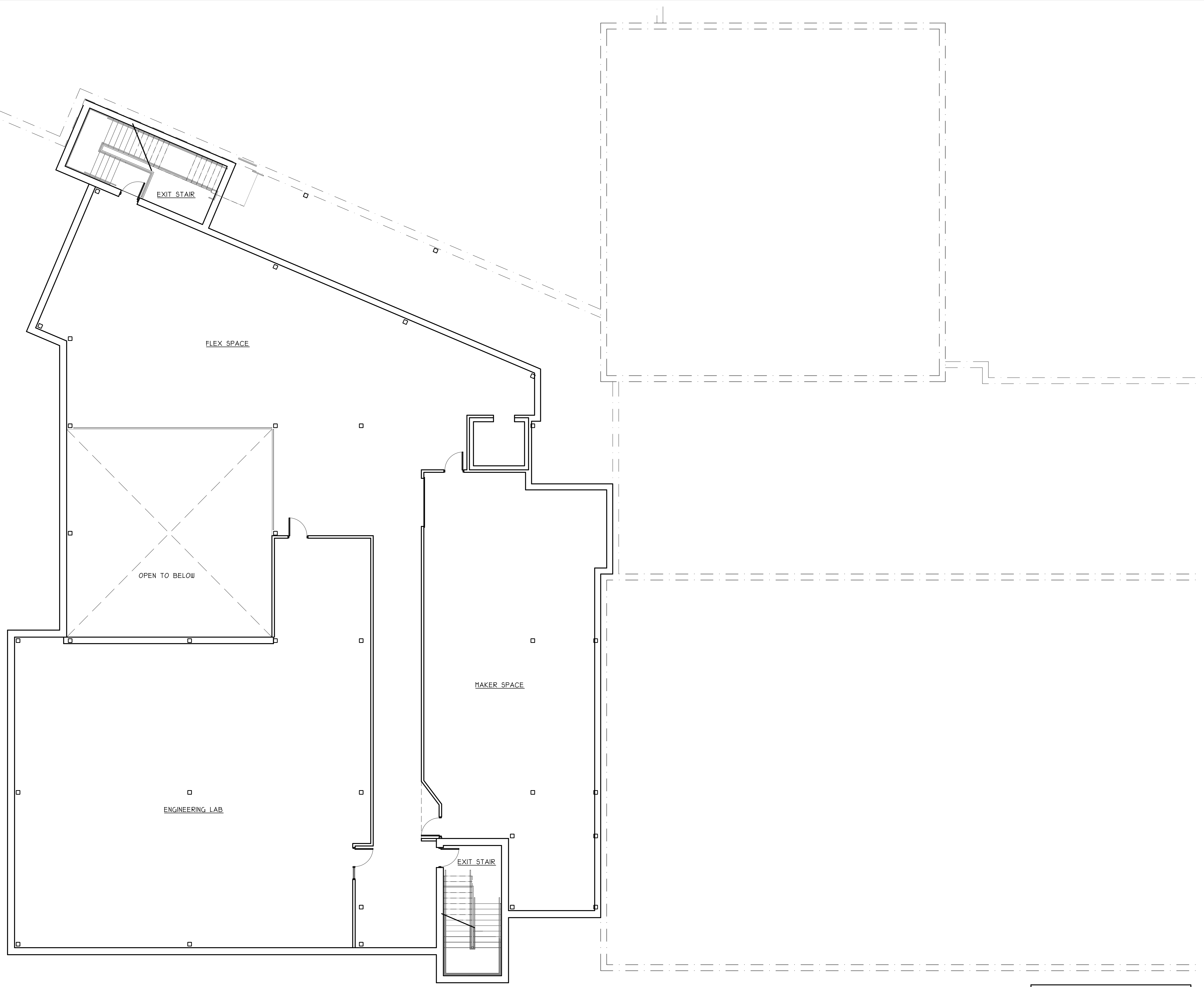
STEAM CENTER for:
BAS
BRIGHTON, MICHIGAN
FLOOR PLAN

A1
20012


FILE LOCATION: C:\Users\albert\Desktop\30-2020\100\A12\2020\100\A12_2nd Floor Plan.dwg
DATE PLOTTED: 4/3/2020
PLOTTED BY: aab
LINDHOUT ASSOCIATES architects aia pc
THIS DOCUMENT AND THE SUBJECT MATTER CONTAINED THEREIN IS PROPRIETARY AND IS NOT TO BE USED OR REPRODUCED WITHOUT PRIOR WRITTEN APPROVAL.

1
A1.2

SECOND FLOOR PLAN



LINE LEGEND	
—	NEW CONSTRUCTION
- - - -	EXISTING TO REMAIN
· · · · ·	HIDDEN WORK
· · · · ·	EXISTING TO BE REMOVED



0' 2' 4' 8' SCALE: 1/8" = 1'-0"

STEAM CENTER for:
BAS
BRIGHTON, MICHIGAN
2ND FLOOR PLAN

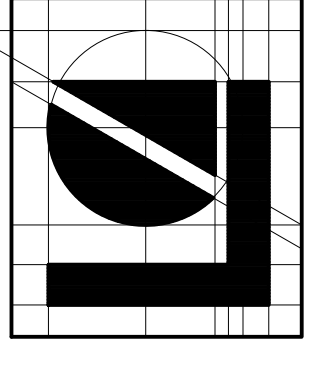
A1.2
20012

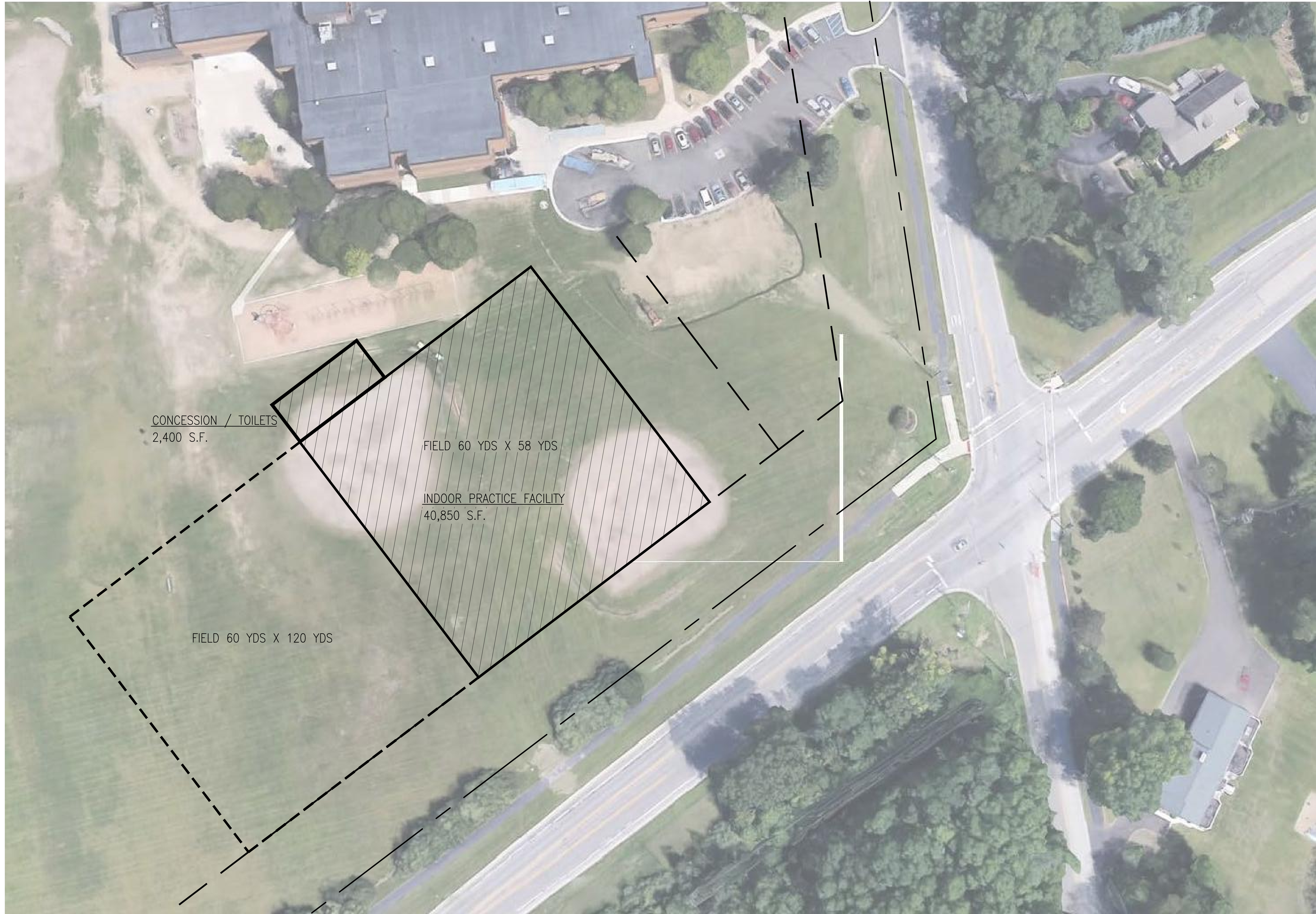
dr: XXX
ck'd: XXX
app'd: XXX
4-4-2020
date

OWNER REVIEW
issued for

consultant

Lindhout Associates
architects aia pc
10466 Clinton Ave. Brighton, Michigan 48116-9510
www.lindhout.com Fax: (810)227-5855 (810)227-5688





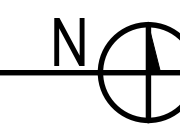
CONCESSION / TOILETS
2,400 S.F.

FIELD 60 YDS X 58 YDS

INDOOR PRACTICE FACILITY
40,850 S.F.

FIELD 60 YDS X 120 YDS

CONCEPT SITE PLAN
SCALE: 1/32" = 1'-0"



NOTE: INFORMATION CONTAINED WITHIN THIS DOCUMENT IS CONCEPTUAL. ADDITIONAL PROGRAMMING IS NECESSARY TO DETERMINE FINAL PROJECT SCOPE.

INDOOR PRACTICE FACILITY
CONCEPT


A.0

DESIGN	BY	DATE	NO. REVISIONS	DATE
DESIGN	CONCEPT PLAN	3-31-20
DRAWN
CHECKED
APPROVED

BRIGHTON AREA SCHOOLS
BRIGHTON, MICHIGAN

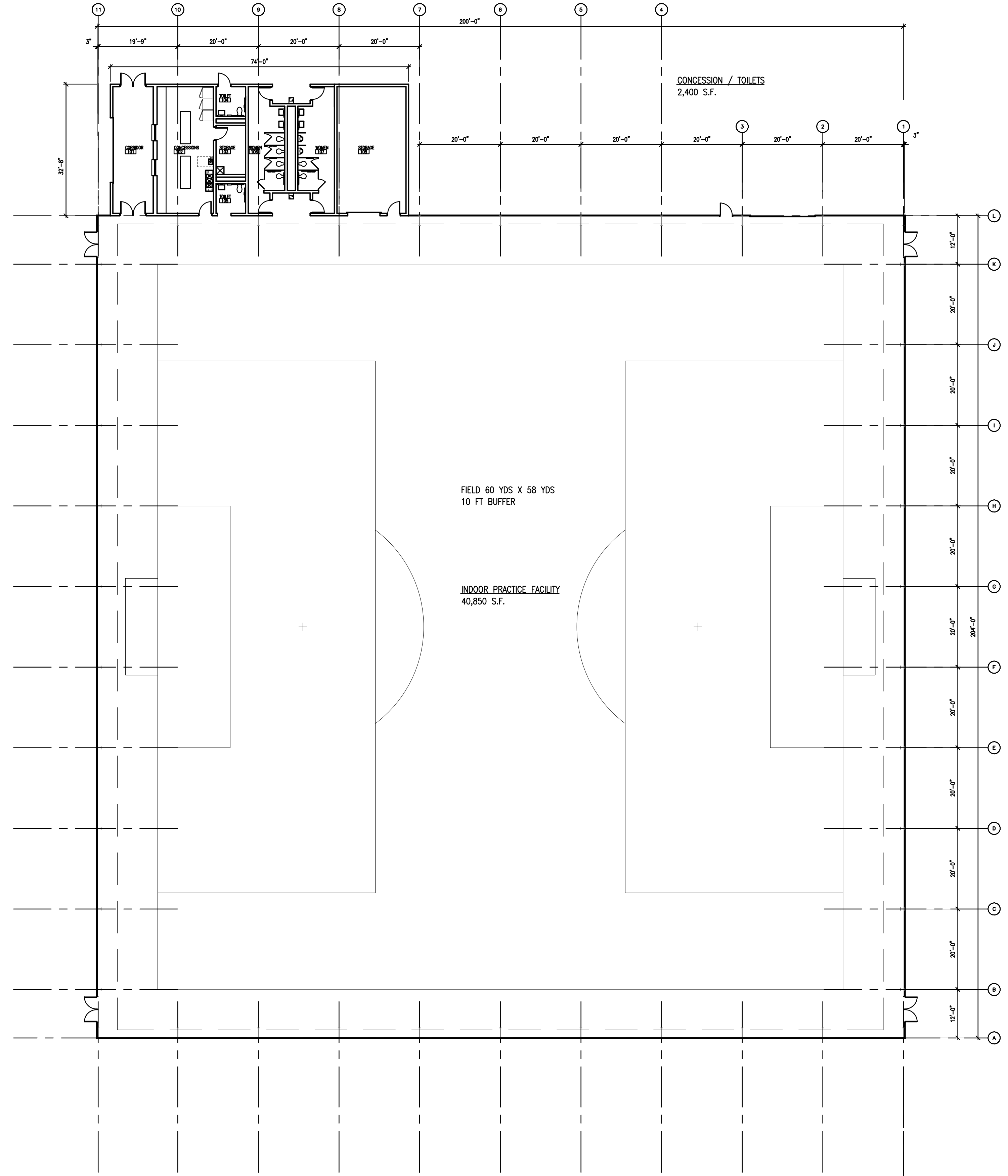
PROJECT NO. 18-785

ARCHITECTURE
ENGINEERING
CONSULTING



MAQUETTE OFFICE:
1021 W. BIRDAVA AVENUE
BRIGHTON, MI 48036
PHONE: (810)252-4400
FAX: (810)252-7824
BRIGHTON OFFICE:
5571 W. GRAND AVENUE, SUITE 600
BRIGHTON, MI 48066
PHONE: (810)252-2791
FAX: (810)252-8787

COPYRIGHT © 2020 INTEGRATED DESIGNS INC.




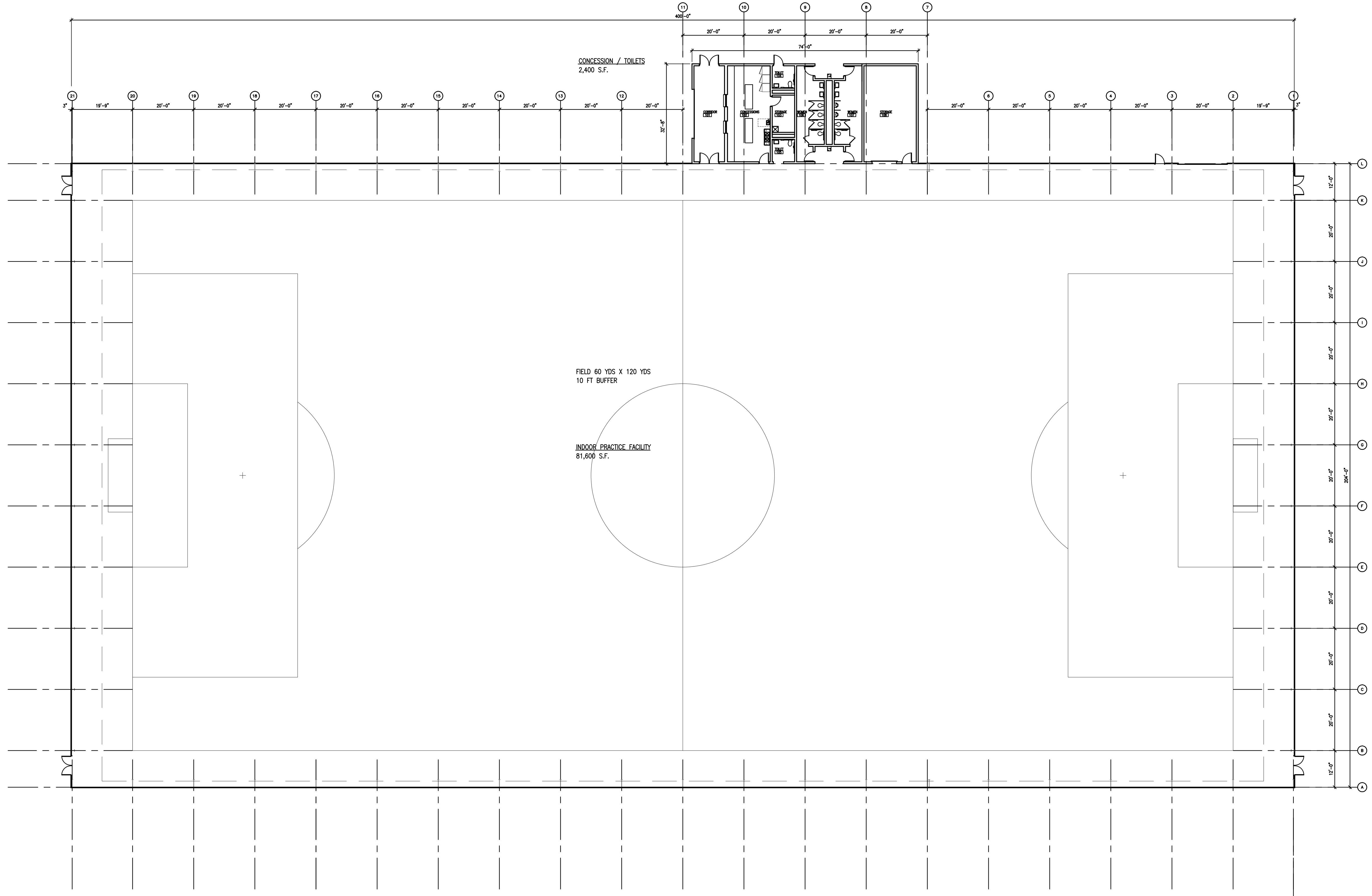
HALF FIELD FLOOR PLAN N
 SCALE: 1/16" = 1'-0"

NOTE: INFORMATION CONTAINED WITHIN THIS DOCUMENT IS CONCEPTUAL. ADDITIONAL PROGRAMMING IS NECESSARY TO DETERMINE FINAL PROJECT SCOPE.

BY	DATE	NO.	REVISIONS
DESIGN	CONCEPT PLAN
DRAWING
CHECKED
APPROVED

DATE
3-31-20
...
...
...





FULL FIELD FLOOR PLAN N
 SCALE: 1/16" = 1'-0"

NOTE: INFORMATION CONTAINED WITHIN THIS DOCUMENT IS CONCEPTUAL. ADDITIONAL PROGRAMMING IS NECESSARY TO DETERMINE FINAL PROJECT SCOPE.