



The Pathway to the Promise.

Appendix B

FACILITY CONDITION DETAIL

November 2, 2009

Pittsburgh CAPA 6-12

Pittsburgh Linden K-5



Pittsburgh Allderdice High School



TABLE OF CONTENTS

1	Introduction	
	Elementary	Elementary
5	Allegheny Traditional Academy	49 Manchester
7	Arlington Primary	51 Mifflin
9	Arlington Intermediate	53 Miller
11	Arsenal PK-5	55 Minadeo Elementary
13	Banksville	57 Pittsburgh Montessori
15	Beechwood Elementary	59 Morrow Elementary
17	Brookline	61 Murray Elementary
19	Carmalt	63 Northview Heights Elementary
21	Colfax	65 Phillips Elementary
23	Concord Elementary	67 Roosevelt Primary (Old)
25	Dilworth Elementary	69 Roosevelt (New)
27	Faison Intermediate	71 Schaeffer Intermediate
29	Faison Primary	73 Schaeffer Primary
31	Fort Pitt	75 Spring Hill Elementary
33	Fulton Elementary	77 Stevens
35	Grandview Elementary	79 Sunnyside
37	Greenfield	81 Vann
39	Dr. Martin Luther King Elementary	83 Weil Elementary
41	Liberty Elementary	85 West Liberty Elementary
43	Lincoln Intermediate Campus	87 Westwood
45	Lincoln Primary Campus	89 Whittier Elementary
47	Linden Elementary	91 Woolslair

Middle

- 93 Allegheny Annex
- 95 Arsenal 6-8
- 97 Classical Academy
- 99 Frick International Studies
- 101 Rogers CAPA
- 103 Rooney Middle School
- 105 Schiller
- 107 South Brook
- 109 Sterrett
- 111 Baxter Student Achievement Center

High

- 113 Allerdice High School
- 115 Brashear High School and
South Hills Middle School
- 117 CAPA High School
- 119 Carrick High School
- 121 Langley High School
- 123 Oliver High School
- 125 Peabody High School
- 127 Perry High School
- 129 Schenley High School and
ECC at Reizenstein
- 131 University Prep at Milliones
- 133 Westinghouse High School

PreK

- 135 Bon Air ECC
- 137 Chartiers ECC
- 139 Homewood ECC
- 141 McCleary ECC
- 143 Spring Garden ECC

Special Schools

- 145 Clayton Academy
- 147 Conroy
- 149 McNaugher Education Center
- 151 Pittsburgh Pioneer
- 153 South Annex Transition Center

Closed

- 155 Connelley Technical Institute
- 157 Knoxville
- 159 Prospect Elementary
- 161 Ridge Avenue
- 163 Schenley - Closed

- 165 **Facility Rank by Total FCI Rating**

INTRODUCTION

L. Robert Kimball was charged with conducting existing conditions surveys of the PPS facilities. Four teams of architects and engineers walked through eighty buildings in a period of three weeks. Most of the school tours were led by school district maintenance staff that provided input and alerted our team to current/ongoing deficiencies.

The Dejong/Kimball team established a methodology for evaluating the conditions of the Pittsburgh Public Schools for long-range planning. Various building conditions are grouped into eighteen (18) **weighted categories** with a total value of 100% as shown in Figure 1.

The weight of each category was discussed thoroughly with the Facilities Division of the Pittsburgh Public School District. Each of the 18 categories in Figure 1 received a rating between 1 and 5 as follows: 1 = like new condition, item requires general maintenance only and no immediate capital investment needed; 2 = good condition, deficiencies are localized and minor in nature. No immediate capital investment may be needed; 3 = fair condition, deficiencies are moderate in nature. Capital investment in the near term may be needed; 4 = poor condition, deficiencies are widespread and major in nature. Capital investment is needed immediately or in the very near term; 5 = item is at the end of its useful life, is outdated, failing or broken and requires complete replacement.

Each score received a **value** as shown in Figure 2. A score of 1 has a value of 0.00%; a score of 2 has a value 10.00% and so on.

1	Roofing	4.90%
2	Exterior Walls	5.40%
3	Exterior Windows	3.40%
4	Exterior – Doors	0.60%
5	Interior Floors	7.60%
6	Interior Walls	4.00%
7	Interior Ceilings	4.00%
8	Interior – Other	3.30%
9	HVAC systems	20.00%
10	Electrical Lighting	8.00%
11	Electrical Distribution	8.00%
12	Electrical – Other	3.00%
13	Plumbing	8.00%
14	Fire / Life Safety	5.00%
15	Specialties	0.80%
16	Structural	4.00%
17	Technology/ Security	5.00%
18	Accessibility	5.00%
	Total	100.00%

Figure 1 - Weighted Categories.

1	0.00%	Gen. Maint.
2	10.00%	Minor
3	50.00%	Moderate
4	75.00%	Major
5	100.00%	Replace

Figure 2 - Value Scale.

To determine the **Facility Condition Index (FCI)**, each weighted category is multiplied by the rating value. The baseline FCI is the sum of all 18 categories as shown in Figure 3.

ID	Category	Weight	Rating (1-5)	Rating Value	FCI
1	Roofing	4.90%	2	10.00%	0.49%
2	Exterior Walls	5.40%	3	50.00%	2.70%
3	Exterior Windows	3.40%	1	0.00%	0.00%
4	Exterior – Doors	0.60%	2	10.00%	0.06%
5	Interior Floors	7.60%	3	50.00%	3.80%
6	Interior Walls	4.00%	3	50.00%	2.00%
7	Interior Ceilings	4.00%	3	50.00%	2.00%
8	Interior – Other	3.30%	2	10.00%	0.33%
9	HVAC	20.00%	2	10.00%	2.00%
10	Electrical Lighting	8.00%	1	0.00%	0.00%
11	Electrical Distrib.	8.00%	2	10.00%	0.80%
12	Electrical Other	3.00%	4	75.00%	2.25%
13	Plumbing	8.00%	1	0.00%	0.00%
14	Fire / Life Safety	5.00%	3	50.00%	2.50%
15	Specialties	0.80%	2	10.00%	0.08%
16	Structural	4.00%	1	0.00%	0.00%
17	Technology/ Security	5.00%	4	75.00%	3.75%
18	Accessibility	5.00%	1	0.00%	0.00%
		100.00%	FCI		22.76%

Figure 3 - FCI Chart.

In addition to the baseline FCI, Dejong/ Kimball applied seven **additional factors** that are most pertinent to the Pittsburgh Public Schools. These factors account for other costs in the context of a building project. The additional factors are as follows:

1. Environmental –Various PPS facilities may contain asbestos and future work in these facilities would likely require asbestos abatement.
2. Site – Many of the PPS facilities require site improvements within the current site conditions such as paving replacement and repairs to walks, curbs, etc. and future work in these facilities would likely require site-related work. Many of the PPS facilities are constrained by size limitations and topography; however, those issues are beyond the scope of this evaluation.
3. Building configuration – Many of the PPS facilities have substandard spaces, such as small gymnasiums, inadequate cafeterias, and smaller than normal classrooms. Future work in these facilities would likely require some re-configuration of the building to improve these conditions.
4. Code compliance –Various PPS facilities have no certificate of occupancy from the building code official. This is common among very old building in the state of Pennsylvania. In order to obtain a certificate of occupancy, these building may need to be brought up to current code requirements which would require additional work to the building other than physical plant upgrades.
5. Food service – Many of the PPS facilities have minimal accommodations to serve meals to the students and/or the existing conditions and equipment require upgrades or space re-configuration.
6. Air conditioning - Many of the PPS facilities have no air-conditioning which according to the Administration is a necessity they are attempting to provide.
7. Acoustics – Some of the PPS facilities have inadequate wall construction between classrooms. The Administration is attempting to achieve good acoustics as an important component for delivering education.

Each additional factor is valued from 1 for least cost to 5 for most cost. The values apply an additional cost percentage ranging from 0.25% to 10%. The result is an increase to the baseline FCI by as much as 20% providing a more accurate overall rating for each facility and more accurate cost model for planning purposes. In some cases, the additional factors increase the FCI to over 100%. In that case, the FCI indicates that the cost estimated to rectify an existing building may be more expensive than building new. In the example shown in Figure 4, this facility has minor asbestos abatement, requires moderate building re-configuration, and needs air conditioning adding 11% to the baseline FCI.

Other Factors				
Environmental		1		2.00%
Site Factor		0		0.00%
Bldg. Configuration		3		3.00%
Code Compliance		1		1.00%
Food Service Equipment		0		0.00%
Air Conditioning		5		5.00%
Acoustics		0		0.00%
Additional FCI				11.00%

Figure 4 - Additional Factors Chart.

Each facility has been rated and a list has been developed listing each facility in order from the lowest FCI rating (requiring little or no work) to the highest FCI rating (requiring extensive work or replacement). The FCI ratings range from 0.49% to 107.80%. This methodology was developed for planning purposes only. More detailed analysis is recommended if considering an actual project for any specific building.

ALLEGHENY TRADITIONAL ACADEMY

ADDRESS: 810 Arch Street
 Pittsburgh, PA

SCHOOL TYPE: Elementary

GRADE CONFIGURATION: K-5

FIXED ASSET # 102

CHILD ACCT # 102

GENERAL FACILITY INFORMATION

Facility Snapshot:	Allegheny Traditional Academy
Dates of Construction (Original/Additions/Renovations)	1904
Site Acreage	1.4
Square Footage	147,453 Shared
Demountables	None
Enrollment (2008-09)	449
Square Feet / Student	199

Signage:	
<input checked="" type="checkbox"/>	Applied Metal
<input type="checkbox"/>	Integral with bldg construction
<input type="checkbox"/>	Free Standing/ Kiosk (Building sign at street)
<input type="checkbox"/>	Electronic/ Digital
<input type="checkbox"/>	Other
<input type="checkbox"/>	Visible from all directions



FACILITY CONDITION INDEX: 64%

SYSTEM RATINGS

	System	Gen. Maint.	Minor	Mod	Major	Replace System
Building Analysis	Roofing				•	
	Exterior Walls		•			
	Exterior Windows			•		
	Exterior – Doors	•				
	Interior Floors			•		
	Interior Walls		•			
	Interior Ceilings		•			
	Interior – Other					•
	HVAC				•	
	Electrical Lighting				•	
	Electrical Distrib.					•
	Electrical Other					•
	Plumbing				•	
	Fire / Life Safety					•
	Specialties			•		
	Structural	•				
	Technology			•		
Accessibility				•		
	System	Adequate		Inadequate		
Site Analysis	Parking, Lot/Drives		•			
	Walkways, Drop Areas			•		
	Playgrounds/ Playfields					•
	Site Lighting			•		
	Fencing					•

Ratings		
1	0%	Gen. Maint.
2	10%	Minor
3	50%	Moderate
4	75%	Major
5	100%	Replace

ID	Question	Percent of Total	Rating (1-5)	Rating %	Adj %
1	Roofing	4.9%	4	75%	3.7%
2	Exterior Walls	5.4%	2	10%	0.5%
3	Exterior Windows	3.4%	3	50%	1.7%
4	Exterior – Doors	0.6%	1	0%	0.0%
5	Interior Floors	7.6%	3	50%	3.8%
6	Interior Walls	4.0%	2	10%	0.4%
7	Interior Ceilings	4.0%	2	10%	0.4%
8	Interior – Other	3.3%	5	100%	3.3%
9	HVAC	20.0%	3	50%	10.0%
10	Electrical Lighting	8.0%	3	50%	4.0%
11	Electrical Distrib.	8.0%	5	100%	8.0%
12	Electrical Other	3.0%	5	100%	3.0%
13	Plumbing	8.0%	3	50%	4.0%
14	Fire / Life Safety	5.0%	5	100%	5.0%
15	Specialties	0.8%	2	10%	0.1%
16	Structural	4.0%	1	0%	0.0%
17	Technology/ Security	5.0%	2	10%	0.5%
18	Accessibility	5.0%	3	50%	2.5%
			FCI Value		50.9%

Other Factors					
	Environmental		1	2.0%	
	Site Factor		1	2.0%	
	Bldg. Configuration		2	2.0%	
	Code Compliance		2	2.0%	
	Food Service Equipment		1	0.3%	
	Air Conditioning		5	5.0%	
	Acoustics		0	0.0%	
			Additional FCI		13.3%

ARLINGTON PRIMARY

ADDRESS: 2429 Charcot Street
 Pittsburgh, PA

SCHOOL TYPE: PreK, Elementary

GRADE CONFIGURATION: PK-2

FIXED ASSET # 280

CHILD ACCT # 9995

GENERAL FACILITY INFORMATION

Facility Snapshot:	Arlington Primary
Dates of Construction (Original/Additions/Renovations)	1962
Site Acreage	9.3
Square Footage	49,672
Demountables	None
Enrollment (2008-09)	163
Square Feet / Student	305

Signage:	
<input checked="" type="checkbox"/>	Applied Metal
<input type="checkbox"/>	Integral with bldg construction
<input type="checkbox"/>	Free Standing/ Kiosk (Building sign at street)
<input type="checkbox"/>	Electronic/ Digital
<input type="checkbox"/>	Other
<input type="checkbox"/>	Visible from all directions



FACILITY CONDITION INDEX: 54%

SYSTEM RATINGS

	System	Gen. Maint.	Minor	Mod	Major	Replace System
Building Analysis	Roofing				•	
	Exterior Walls					•
	Exterior Windows					•
	Exterior – Doors		•			
	Interior Floors			•		
	Interior Walls			•		
	Interior Ceilings			•		
	Interior – Other				•	
	HVAC		•			
	Electrical Lighting			•		
	Electrical Distrib.	•				
	Electrical Other	•				
	Plumbing			•		
	Fire / Life Safety		•			
	Specialties			•		
	Structural		•			
	Technology		•			
Accessibility					•	
	System	Adequate		Inadequate		
Site Analysis	Parking, Lot/ Drives	•				
	Walkways, Drop Areas	•				
	Playgrounds/ Playfields	•				
	Site Lighting	•				
	Fencing	•				

Ratings		
1	0%	Gen. Maint.
2	10%	Minor
3	50%	Moderate
4	75%	Major
5	100%	Replace

ID	Question	Percent of Total	Rating (1-5)	Rating %	Adj %
1	Roofing	4.9%	4	75%	3.7%
2	Exterior Walls	5.4%	5	100%	5.4%
3	Exterior Windows	3.4%	5	100%	3.4%
4	Exterior – Doors	0.6%	2	10%	0.1%
5	Interior Floors	7.6%	3	50%	3.8%
6	Interior Walls	4.0%	3	50%	2.0%
7	Interior Ceilings	4.0%	3	50%	2.0%
8	Interior – Other	3.3%	4	75%	2.5%
9	HVAC	20.0%	2	10%	2.0%
10	Electrical Lighting	8.0%	3	50%	4.0%
11	Electrical Distrib.	8.0%	1	0%	0.0%
12	Electrical Other	3.0%	1	0%	0.0%
13	Plumbing	8.0%	3	50%	4.0%
14	Fire / Life Safety	5.0%	2	10%	0.5%
15	Specialties	0.8%	3	50%	0.4%
16	Structural	4.0%	2	10%	0.4%
17	Technology/ Security	5.0%	2	10%	0.5%
18	Accessibility	5.0%	5	100%	5.0%
			FCI Value		39.6%

Other Factors					
	Environmental		3	6.0%	
	Site Factor		0	0.0%	
	Bldg. Configuration		1	1.0%	
	Code Compliance		2	2.0%	
	Food Service Equipment		2	0.5%	
	Air Conditioning		5	5.0%	
	Acoustics		0	0.0%	
			Additional FCI		14.5%

ARLINGTON INTERMEDIATE

ADDRESS: 2500 Jonquil Way
 Pittsburgh, PA

SCHOOL TYPE: Elementary

GRADE CONFIGURATION: 3-8

FIXED ASSET # 101

CHILD ACCT # 101

GENERAL FACILITY INFORMATION

Facility Snapshot:	Arlington Intermediate
Dates of Construction (Original/Additions/Renovations)	1961, 1989
Site Acreage	9.3
Square Footage	25,310
Demountables	None
Enrollment (2008-09)	314
Square Feet / Student	81

Signage:	
<input checked="" type="checkbox"/>	Applied Metal
<input type="checkbox"/>	Integral with bldg construction
<input type="checkbox"/>	Free Standing/ Kiosk (Building sign at street)
<input type="checkbox"/>	Electronic/ Digital
<input type="checkbox"/>	Other
<input type="checkbox"/>	Visible from all directions



FACILITY CONDITION INDEX: 56%

SYSTEM RATINGS

	System	Gen. Maint.	Minor	Mod	Major	Replace System
Building Analysis	Roofing				•	
	Exterior Walls		•			
	Exterior Windows		•			
	Exterior – Doors		•			
	Interior Floors			•		
	Interior Walls		•			
	Interior Ceilings					•
	Interior – Other					•
	HVAC		•			
	Electrical Lighting				•	
	Electrical Distrib.					•
	Electrical Other					•
	Plumbing				•	
	Fire / Life Safety		•			
	Specialties		•			
	Structural	•				
	Technology				•	
Accessibility				•		
	System	Adequate		Inadequate		
Site Analysis	Parking, Lot/Drives	•				
	Walkways, Drop Areas	•				
	Playgrounds/ Playfields	•				
	Site Lighting	•				
	Fencing	•				

Ratings		
1	0%	Gen. Maint.
2	10%	Minor
3	50%	Moderate
4	75%	Major
5	100%	Replace

ID	Question	Percent of Total	Rating (1-5)	Rating %	Adj %
1	Roofing	4.9%	4	75%	3.7%
2	Exterior Walls	5.4%	2	10%	0.5%
3	Exterior Windows	3.4%	2	10%	0.3%
4	Exterior – Doors	0.6%	2	10%	0.1%
5	Interior Floors	7.6%	3	50%	3.8%
6	Interior Walls	4.0%	2	10%	0.4%
7	Interior Ceilings	4.0%	5	100%	4.0%
8	Interior – Other	3.3%	5	100%	3.3%
9	HVAC	20.0%	2	10%	2.0%
10	Electrical Lighting	8.0%	3	50%	4.0%
11	Electrical Distrib.	8.0%	5	100%	8.0%
12	Electrical Other	3.0%	5	100%	3.0%
13	Plumbing	8.0%	3	50%	4.0%
14	Fire / Life Safety	5.0%	2	10%	0.5%
15	Specialties	0.8%	2	10%	0.1%
16	Structural	4.0%	1	0%	0.0%
17	Technology/ Security	5.0%	4	75%	3.8%
18	Accessibility	5.0%	4	75%	3.8%
			FCI Value		45.2%

Other Factors					
	Environmental		1	2.0%	
	Site Factor		0	0.0%	
	Bldg. Configuration		2	2.0%	
	Code Compliance		2	2.0%	
	Food Service Equipment		0	0.0%	
	Air Conditioning		5	5.0%	
	Acoustics		0	0.0%	
			Additional FCI		11.0%

ARSENAL PK-5

ADDRESS: 215 39th Street
 Pittsburgh, PA

SCHOOL TYPE: PreK, Elementary

GRADE CONFIGURATION: PK-5

FIXED ASSET # 108

CHILD ACCT # 108



GENERAL FACILITY INFORMATION

Facility Snapshot:	Arsenal PK-5
Dates of Construction (Original/Additions/Renovations)	1930
Site Acreage	4.2
Square Footage	167,962
Demountables	None
Enrollment (2008-09)	308
Square Feet / Student	545



Signage:	
<input checked="" type="checkbox"/>	Applied Metal
<input type="checkbox"/>	Integral with bldg construction
<input type="checkbox"/>	Free Standing/ Kiosk (Building sign at street)
<input type="checkbox"/>	Electronic/ Digital
<input type="checkbox"/>	Other
<input type="checkbox"/>	Visible from all directions



FACILITY CONDITION INDEX: 48%

SYSTEM RATINGS

	System	Gen. Maint.	Minor	Mod	Major	Replace System
Building Analysis	Roofing	•				
	Exterior Walls	•				
	Exterior Windows	•				
	Exterior – Doors	•				
	Interior Floors		•			
	Interior Walls		•			
	Interior Ceilings		•			
	Interior – Other			•		
	HVAC				•	
	Electrical Lighting					•
	Electrical Distrib.		•			
	Electrical Other	•				
	Plumbing				•	
	Fire / Life Safety			•		
	Specialties			•		
	Structural		•			
	Technology	•				
	Accessibility		•			
	System	Adequate		Inadequate		
Site Analysis	Parking, Lot/Drives					•
	Walkways, Drop Areas		•			
	Playgrounds/ Playfields					•
	Site Lighting		•			
	Fencing					•

Ratings		
1	0%	Gen. Maint.
2	10%	Minor
3	50%	Moderate
4	75%	Major
5	100%	Replace

ID	Question	Percent of Total	Rating (1-5)	Rating %	Adj %
1	Roofing	4.9%	1	0%	0.0%
2	Exterior Walls	5.4%	1	0%	0.0%
3	Exterior Windows	3.4%	1	0%	0.0%
4	Exterior – Doors	0.6%	1	0%	0.0%
5	Interior Floors	7.6%	2	10%	0.8%
6	Interior Walls	4.0%	2	10%	0.4%
7	Interior Ceilings	4.0%	2	10%	0.4%
8	Interior – Other	3.3%	3	50%	1.7%
9	HVAC	20.0%	4	75%	15.0%
10	Electrical Lighting	8.0%	5	100%	8.0%
11	Electrical Distrib.	8.0%	2	10%	0.8%
12	Electrical Other	3.0%	1	0%	0.0%
13	Plumbing	8.0%	4	75%	6.0%
14	Fire / Life Safety	5.0%	3	50%	2.5%
15	Specialties	0.8%	3	50%	0.4%
16	Structural	4.0%	2	10%	0.4%
17	Technology/ Security	5.0%	1	0%	0.0%
18	Accessibility	5.0%	2	10%	0.5%
			FCI Value		36.8%

Other Factors						
	Environmental		1		2.0%	
	Site Factor		2		4.0%	
	Bldg. Configuration		0		0.0%	
	Code Compliance		0		0.0%	
	Food Service Equipment		1		0.3%	
	Air Conditioning		5		5.0%	
	Acoustics		0		0.0%	
				Additional FCI		11.3%

BANKSVILLE

ADDRESS: 1001 Carnahan Road
 Pittsburgh, PA

SCHOOL TYPE: PreK, Elementary

GRADE CONFIGURATION: PK-5

FIXED ASSET # 103

CHILD ACCT # 103

GENERAL FACILITY INFORMATION

Facility Snapshot:	Banksville
Dates of Construction (Original/Additions/Renovations)	1936
Site Acreage	3.8
Square Footage	32,600
Demountables	None
Enrollment (2008-09)	224
Square Feet / Student	146

Signage:	
<input checked="" type="checkbox"/>	Applied Metal
<input checked="" type="checkbox"/>	Integral with bldg construction
<input type="checkbox"/>	Free Standing/ Kiosk (Building sign at street)
<input type="checkbox"/>	Electronic/ Digital
<input type="checkbox"/>	Other
<input type="checkbox"/>	Visible from all directions



FACILITY CONDITION INDEX: 51%

SYSTEM RATINGS

	System	Gen. Maint.	Minor	Mod	Major	Replace System
Building Analysis	Roofing					•
	Exterior Walls		•			
	Exterior Windows		•			
	Exterior – Doors		•			
	Interior Floors			•		
	Interior Walls		•			
	Interior Ceilings			•		
	Interior – Other				•	
	HVAC		•			
	Electrical Lighting				•	
	Electrical Distrib.				•	
	Electrical Other				•	
	Plumbing	•				
	Fire / Life Safety					•
	Specialties				•	
	Structural		•			
	Technology				•	
Accessibility	•					
	System	Adequate		Inadequate		
Site Analysis	Parking, Lot/ Drives		•			
	Walkways, Drop Areas		•			
	Playgrounds/ Playfields		•			
	Site Lighting		•			
	Fencing		•			

Ratings		
1	0%	Gen. Maint.
2	10%	Minor
3	50%	Moderate
4	75%	Major
5	100%	Replace

ID	Question	Percent of Total	Rating (1-5)	Rating %	Adj %
1	Roofing	4.9%	5	100%	4.9%
2	Exterior Walls	5.4%	2	10%	0.5%
3	Exterior Windows	3.4%	2	10%	0.3%
4	Exterior – Doors	0.6%	2	10%	0.1%
5	Interior Floors	7.6%	3	50%	3.8%
6	Interior Walls	4.0%	2	10%	0.4%
7	Interior Ceilings	4.0%	3	50%	2.0%
8	Interior – Other	3.3%	4	75%	2.5%
9	HVAC	20.0%	2	10%	2.0%
10	Electrical Lighting	8.0%	3	50%	4.0%
11	Electrical Distrib.	8.0%	4	75%	6.0%
12	Electrical Other	3.0%	4	75%	2.3%
13	Plumbing	8.0%	1	0%	0.0%
14	Fire / Life Safety	5.0%	5	100%	5.0%
15	Specialties	0.8%	3	50%	0.4%
16	Structural	4.0%	2	10%	0.4%
17	Technology/ Security	5.0%	4	75%	3.8%
18	Accessibility	5.0%	1	0%	0.0%
			FCI Value		38.3%

Other Factors					
	Environmental		1	2.0%	
	Site Factor		2	4.0%	
	Bldg. Configuration		2	2.0%	
	Code Compliance		0	0.0%	
	Food Service Equipment		0	0.0%	
	Air Conditioning		5	5.0%	
	Acoustics		0	0.0%	
			Additional FCI		13.0%

BEECHWOOD ELEMENTARY

ADDRESS: 810 Rockland Avenue
 Pittsburgh, PA

SCHOOL TYPE: PreK, Elementary

GRADE CONFIGURATION: PK-5

FIXED ASSET # 105

CHILD ACCT # 105

GENERAL FACILITY INFORMATION

Facility Snapshot:	Beechwood Elementary
Dates of Construction (Original/Additions/Renovations)	1908
Site Acreage	4.8
Square Footage	61,800
Demountables	None
Enrollment (2008-09)	410
Square Feet / Student	151

Signage:	
<input checked="" type="checkbox"/>	Applied Metal
<input checked="" type="checkbox"/>	Integral with bldg construction
<input type="checkbox"/>	Free Standing/ Kiosk (Building sign at street)
<input type="checkbox"/>	Electronic/ Digital
<input type="checkbox"/>	Other
<input type="checkbox"/>	Visible from all directions



FACILITY CONDITION INDEX: 54%

SYSTEM RATINGS

	System	Gen. Maint.	Minor	Mod	Major	Replace System
Building Analysis	Roofing			•		
	Exterior Walls				•	
	Exterior Windows					•
	Exterior – Doors					•
	Interior Floors			•		
	Interior Walls			•		
	Interior Ceilings			•		
	Interior – Other					•
	HVAC		•			
	Electrical Lighting			•		
	Electrical Distrib.	•				
	Electrical Other	•				
	Plumbing				•	
	Fire / Life Safety		•			
	Specialties				•	
	Structural		•			
	Technology		•			
Accessibility					•	
	System	Adequate		Inadequate		
Site Analysis	Parking, Lot/ Drives					•
	Walkways, Drop Areas		•			
	Playgrounds/ Playfields					•
	Site Lighting		•			
	Fencing		•			

Ratings		
1	0%	Gen. Maint.
2	10%	Minor
3	50%	Moderate
4	75%	Major
5	100%	Replace

ID	Question	Percent of Total	Rating (1-5)	Rating %	Adj %
1	Roofing	4.9%	3	50%	2.5%
2	Exterior Walls	5.4%	4	75%	4.1%
3	Exterior Windows	3.4%	5	100%	3.4%
4	Exterior – Doors	0.6%	5	100%	0.6%
5	Interior Floors	7.6%	3	50%	3.8%
6	Interior Walls	4.0%	3	50%	2.0%
7	Interior Ceilings	4.0%	3	50%	2.0%
8	Interior – Other	3.3%	5	100%	3.3%
9	HVAC	20.0%	2	10%	2.0%
10	Electrical Lighting	8.0%	3	50%	4.0%
11	Electrical Distrib.	8.0%	1	0%	0.0%
12	Electrical Other	3.0%	1	0%	0.0%
13	Plumbing	8.0%	4	75%	6.0%
14	Fire / Life Safety	5.0%	2	10%	0.5%
15	Specialties	0.8%	4	75%	0.6%
16	Structural	4.0%	2	10%	0.4%
17	Technology/ Security	5.0%	2	10%	0.5%
18	Accessibility	5.0%	5	100%	5.0%
				FCI Value	40.6%

Other Factors					
	Environmental		1	2.0%	
	Site Factor		0	0.0%	
	Bldg. Configuration		3	3.0%	
	Code Compliance		3	3.0%	
	Food Service Equipment		0	0.0%	
	Air Conditioning		5	5.0%	
	Acoustics		0	0.0%	
				Additional FCI	13.0%

BROOKLINE

ADDRESS: 500 Woodbourne Avenue
 Pittsburgh, PA

SCHOOL TYPE: Elementary

GRADE CONFIGURATION: K-8

FIXED ASSET # 110

CHILD ACCT # 110

GENERAL FACILITY INFORMATION

Facility Snapshot:	Brookline
Dates of Construction (Original/Additions/Renovations)	1907
Site Acreage	3.5
Square Footage	63,171
Demountables	None
Enrollment (2008-09)	563
Square Feet / Student	112

Signage:	
<input checked="" type="checkbox"/>	Applied Metal
<input checked="" type="checkbox"/>	Integral with bldg construction
<input type="checkbox"/>	Free Standing/ Kiosk (Building sign at street)
<input type="checkbox"/>	Electronic/ Digital
<input type="checkbox"/>	Other
<input type="checkbox"/>	Visible from all directions



FACILITY CONDITION INDEX: 25%

SYSTEM RATINGS

	System	Gen. Maint.	Minor	Mod	Major	Replace System
Building Analysis	Roofing			•		
	Exterior Walls					•
	Exterior Windows	•				
	Exterior – Doors		•			
	Interior Floors		•			
	Interior Walls		•			
	Interior Ceilings		•			
	Interior – Other		•			
	HVAC		•			
	Electrical Lighting	•				
	Electrical Distrib.	•				
	Electrical Other	•				
	Plumbing		•			
	Fire / Life Safety	•				
	Specialties		•			
	Structural			•		
	Technology		•			
	Accessibility	•				
	System	Adequate		Inadequate		
Site Analysis	Parking, Lot/Drives		•			
	Walkways, Drop Areas		•			
	Playgrounds/ Playfields					•
	Site Lighting		•			
	Fencing		•			

Ratings		
1	0%	Gen. Maint.
2	10%	Minor
3	50%	Moderate
4	75%	Major
5	100%	Replace

ID	Question	Percent of Total	Rating (1-5)	Rating %	Adj %
1	Roofing	4.9%	3	50%	2.5%
2	Exterior Walls	5.4%	5	100%	5.4%
3	Exterior Windows	3.4%	1	0%	0.0%
4	Exterior – Doors	0.6%	2	10%	0.1%
5	Interior Floors	7.6%	2	10%	0.8%
6	Interior Walls	4.0%	2	10%	0.4%
7	Interior Ceilings	4.0%	2	10%	0.4%
8	Interior – Other	3.3%	2	10%	0.3%
9	HVAC	20.0%	2	10%	2.0%
10	Electrical Lighting	8.0%	1	0%	0.0%
11	Electrical Distrib.	8.0%	1	0%	0.0%
12	Electrical Other	3.0%	1	0%	0.0%
13	Plumbing	8.0%	2	10%	0.8%
14	Fire / Life Safety	5.0%	1	0%	0.0%
15	Specialties	0.8%	2	10%	0.1%
16	Structural	4.0%	3	50%	2.0%
17	Technology/ Security	5.0%	2	10%	0.5%
18	Accessibility	5.0%	1	0%	0.0%
				FCI Value	15.2%

Other Factors					
	Environmental		1		2.0%
	Site Factor		0		0.0%
	Bldg. Configuration		3		3.0%
	Code Compliance		0		0.0%
	Food Service Equipment		0		0.0%
	Air Conditioning		5		5.0%
	Acoustics		0		0.0%
				Additional FCI	10.0%

CARMALT

ADDRESS: 1550 Breining Street
 Pittsburgh, PA

SCHOOL TYPE: PreK, Elementary

GRADE CONFIGURATION: PK-8

FIXED ASSET # 112

CHILD ACCT # 112

GENERAL FACILITY INFORMATION

Facility Snapshot:	Carmalt
Dates of Construction (Original/Additions/Renovations)	1935
Site Acreage	12.7
Square Footage	109,888
Demountables	None
Enrollment (2008-09)	588
Square Feet / Student	187

Signage:	
<input type="checkbox"/>	Applied Metal
<input checked="" type="checkbox"/>	Integral with bldg construction
<input type="checkbox"/>	Free Standing/ Kiosk (Building sign at street)
<input type="checkbox"/>	Electronic/ Digital
<input type="checkbox"/>	Other
<input type="checkbox"/>	Visible from all directions



FACILITY CONDITION INDEX: 53%

SYSTEM RATINGS

	System	Gen. Maint.	Minor	Mod	Major	Replace System
Building Analysis	Roofing			•		
	Exterior Walls				•	
	Exterior Windows					•
	Exterior – Doors				•	
	Interior Floors			•		
	Interior Walls	•				
	Interior Ceilings	•				
	Interior – Other	•				
	HVAC				•	
	Electrical Lighting		•			
	Electrical Distrib.			•		
	Electrical Other			•		
	Plumbing				•	
	Fire / Life Safety		•			
	Specialties		•			
	Structural		•			
	Technology			•		
Accessibility		•				
	System	Adequate		Inadequate		
Site Analysis	Parking, Lot/Drives					•
	Walkways, Drop Areas		•			
	Playgrounds/ Playfields					•
	Site Lighting					•
	Fencing		•			

Ratings		
1	0%	Gen. Maint.
2	10%	Minor
3	50%	Moderate
4	75%	Major
5	100%	Replace

ID	Question	Percent of Total	Rating (1-5)	Rating %	Adj %
1	Roofing	4.9%	3	50%	2.5%
2	Exterior Walls	5.4%	4	75%	4.1%
3	Exterior Windows	3.4%	5	100%	3.4%
4	Exterior – Doors	0.6%	4	75%	0.5%
5	Interior Floors	7.6%	3	50%	3.8%
6	Interior Walls	4.0%	1	0%	0.0%
7	Interior Ceilings	4.0%	1	0%	0.0%
8	Interior – Other	3.3%	1	0%	0.0%
9	HVAC	20.0%	4	75%	15.0%
10	Electrical Lighting	8.0%	2	10%	0.8%
11	Electrical Distrib.	8.0%	3	50%	4.0%
12	Electrical Other	3.0%	3	50%	1.5%
13	Plumbing	8.0%	4	75%	6.0%
14	Fire / Life Safety	5.0%	2	10%	0.5%
15	Specialties	0.8%	2	10%	0.1%
16	Structural	4.0%	2	10%	0.4%
17	Technology/ Security	5.0%	3	50%	2.5%
18	Accessibility	5.0%	2	10%	0.5%
			FCI Value		45.4%

Other Factors					
	Environmental		2		4.0%
	Site Factor		1		2.0%
	Bldg. Configuration		0		0.0%
	Code Compliance		0		0.0%
	Food Service Equipment		2		0.5%
	Air Conditioning		1		1.0%
	Acoustics		2		0.5%
			Additional FCI		8.0%

COLFAX

ADDRESS: 2332 Beechwood Boulevard
 Pittsburgh, PA

SCHOOL TYPE: Elementary

GRADE CONFIGURATION: K-8

FIXED ASSET # 116

CHILD ACCT # 116

GENERAL FACILITY INFORMATION

Facility Snapshot:	Colfax
Dates of Construction (Original/Additions/Renovations)	1911
Site Acreage	3.1
Square Footage	104,223
Demountables	None
Enrollment (2008-09)	645
Square Feet / Student	162

Signage:	
<input type="checkbox"/>	Applied Metal
<input checked="" type="checkbox"/>	Integral with bldg construction
<input type="checkbox"/>	Free Standing/ Kiosk (Building sign at street)
<input type="checkbox"/>	Electronic/ Digital
<input type="checkbox"/>	Other
<input type="checkbox"/>	Visible from all directions



FACILITY CONDITION INDEX: 47%

SYSTEM RATINGS

	System	Gen. Maint.	Minor	Mod	Major	Replace System
Building Analysis	Roofing			•		
	Exterior Walls		•			
	Exterior Windows			•		
	Exterior – Doors			•		
	Interior Floors			•		
	Interior Walls	•				
	Interior Ceilings		•			
	Interior – Other			•		
	HVAC			•		
	Electrical Lighting			•		
	Electrical Distrib.			•		
	Electrical Other			•		
	Plumbing			•		
	Fire / Life Safety		•			
	Specialties			•		
	Structural	•				
	Technology	•				
Accessibility			•			
	System	Adequate		Inadequate		
Site Analysis	Parking, Lot/ Drives	•				
	Walkways, Drop Areas	•				
	Playgrounds/ Playfields	•				
	Site Lighting	•				
	Fencing	•				

Groundwater problem

Ratings		
1	0%	Gen. Maint.
2	10%	Minor
3	50%	Moderate
4	75%	Major
5	100%	Replace

ID	Question	Percent of Total	Rating (1-5)	Rating %	Adj %
1	Roofing	4.9%	3	50%	2.5%
2	Exterior Walls	5.4%	2	10%	0.5%
3	Exterior Windows	3.4%	3	50%	1.7%
4	Exterior – Doors	0.6%	3	50%	0.3%
5	Interior Floors	7.6%	3	50%	3.8%
6	Interior Walls	4.0%	1	0%	0.0%
7	Interior Ceilings	4.0%	2	10%	0.4%
8	Interior – Other	3.3%	3	50%	1.7%
9	HVAC	20.0%	3	50%	10.0%
10	Electrical Lighting	8.0%	3	50%	4.0%
11	Electrical Distrib.	8.0%	3	50%	4.0%
12	Electrical Other	3.0%	3	50%	1.5%
13	Plumbing	8.0%	3	50%	4.0%
14	Fire / Life Safety	5.0%	2	10%	0.5%
15	Specialties	0.8%	3	50%	0.4%
16	Structural	4.0%	1	0%	0.0%
17	Technology/ Security	5.0%	1	0%	0.0%
18	Accessibility	5.0%	3	50%	2.5%
				FCI Value	37.7%

Other Factors					
	Environmental		1		2.0%
	Site Factor		1		2.0%
	Bldg. Configuration		0		0.0%
	Code Compliance		2		2.0%
	Food Service Equipment		0		0.0%
	Air Conditioning		3		3.0%
	Acoustics		0		0.0%
				Additional FCI	9.0%

CONCORD ELEMENTARY

ADDRESS: 2350 Brownsville Road
 Pittsburgh, PA

SCHOOL TYPE: Elementary

GRADE CONFIGURATION: K-5

FIXED ASSET # 118

CHILD ACCT # 118

GENERAL FACILITY INFORMATION

Facility Snapshot:	Concord Elementary
Dates of Construction (Original/Additions/Renovations)	1938
Site Acreage	2.7
Square Footage	33,540
Demountables	None
Enrollment (2008-09)	321
Square Feet / Student	104

Signage:	
<input checked="" type="checkbox"/>	Applied Metal
<input checked="" type="checkbox"/>	Integral with bldg construction
<input type="checkbox"/>	Free Standing/ Kiosk (Building sign at street)
<input type="checkbox"/>	Electronic/ Digital
<input type="checkbox"/>	Other
<input type="checkbox"/>	Visible from all directions



FACILITY CONDITION INDEX: 15%

SYSTEM RATINGS

	System	Gen. Maint.	Minor	Mod	Major	Replace System
Building Analysis	Roofing		•			
	Exterior Walls	•				
	Exterior Windows	•				
	Exterior – Doors		•			
	Interior Floors			•		
	Interior Walls	•				
	Interior Ceilings		•			
	Interior – Other			•		
	HVAC	•				
	Electrical Lighting		•			
	Electrical Distrib.	•				
	Electrical Other	•				
	Plumbing		•			
	Fire / Life Safety		•			
	Specialties			•		
	Structural	•				
	Technology		•			
Accessibility	•					
	System	Adequate		Inadequate		
Site Analysis	Parking, Lot/ Drives	•				
	Walkways, Drop Areas	•				
	Playgrounds/ Playfields	•				
	Site Lighting	•				
	Fencing	•				

Ratings		
1	0%	Gen. Maint.
2	10%	Minor
3	50%	Moderate
4	75%	Major
5	100%	Replace

ID	Question	Percent of Total	Rating (1-5)	Rating %	Adj %
1	Roofing	4.9%	2	10%	0.5%
2	Exterior Walls	5.4%	1	0%	0.0%
3	Exterior Windows	3.4%	1	0%	0.0%
4	Exterior – Doors	0.6%	2	10%	0.1%
5	Interior Floors	7.6%	3	50%	3.8%
6	Interior Walls	4.0%	1	0%	0.0%
7	Interior Ceilings	4.0%	2	10%	0.4%
8	Interior – Other	3.3%	3	50%	1.7%
9	HVAC	20.0%	1	0%	0.0%
10	Electrical Lighting	8.0%	2	10%	0.8%
11	Electrical Distrib.	8.0%	1	0%	0.0%
12	Electrical Other	3.0%	1	0%	0.0%
13	Plumbing	8.0%	2	10%	0.8%
14	Fire / Life Safety	5.0%	2	10%	0.5%
15	Specialties	0.8%	3	50%	0.4%
16	Structural	4.0%	1	0%	0.0%
17	Technology/ Security	5.0%	2	10%	0.5%
18	Accessibility	5.0%	1	0%	0.0%
				FCI Value	9.4%

Other Factors					
	Environmental		1		2.0%
	Site Factor		1		2.0%
	Bldg. Configuration		0		0.0%
	Code Compliance		0		0.0%
	Food Service Equipment		0		0.0%
	Air Conditioning		2		2.0%
	Acoustics		0		0.0%
				Additional FCI	6.0%

DILWORTH ELEMENTARY

ADDRESS: 6200 Stanton Avenue
 Pittsburgh, PA

SCHOOL TYPE: PreK, Elementary

GRADE CONFIGURATION: PK-5

FIXED ASSET # 161

CHILD ACCT # 161

GENERAL FACILITY INFORMATION

Facility Snapshot:	Dilworth Elementary
Dates of Construction (Original/Additions/Renovations)	1914
Site Acreage	1.6
Square Footage	56,965
Demountables	None
Enrollment (2008-09)	398
Square Feet / Student	143

Signage:	
<input checked="" type="checkbox"/>	Applied Metal
<input checked="" type="checkbox"/>	Integral with bldg construction
<input type="checkbox"/>	Free Standing/ Kiosk (Building sign at street)
<input type="checkbox"/>	Electronic/ Digital
<input type="checkbox"/>	Other
<input type="checkbox"/>	Visible from all directions



FACILITY CONDITION INDEX: 50%

SYSTEM RATINGS

	System	Gen. Maint.	Minor	Mod	Major	Replace System
Building Analysis	Roofing	•				
	Exterior Walls		•			
	Exterior Windows			•		
	Exterior – Doors					•
	Interior Floors			•		
	Interior Walls			•		
	Interior Ceilings			•		
	Interior – Other			•		
	HVAC			•		
	Electrical Lighting			•		
	Electrical Distrib.	•				
	Electrical Other	•				
	Plumbing		•			
	Fire / Life Safety					•
	Specialties			•		
	Structural		•			
	Technology		•			
Accessibility		•				
	System	Adequate		Inadequate		
Site Analysis	Parking, Lot/ Drives	•				
	Walkways, Drop Areas	•				
	Playgrounds/ Playfields	•				
	Site Lighting	•				
	Fencing	•				

Ratings		
1	0%	Gen. Maint.
2	10%	Minor
3	50%	Moderate
4	75%	Major
5	100%	Replace

ID	Question	Percent of Total	Rating (1-5)	Rating %	Adj %
1	Roofing	4.9%	1	0%	0.0%
2	Exterior Walls	5.4%	2	10%	0.5%
3	Exterior Windows	3.4%	3	50%	1.7%
4	Exterior – Doors	0.6%	5	100%	0.6%
5	Interior Floors	7.6%	3	50%	3.8%
6	Interior Walls	4.0%	3	50%	2.0%
7	Interior Ceilings	4.0%	3	50%	2.0%
8	Interior – Other	3.3%	3	50%	1.7%
9	HVAC	20.0%	3	50%	10.0%
10	Electrical Lighting	8.0%	3	50%	4.0%
11	Electrical Distrib.	8.0%	1	0%	0.0%
12	Electrical Other	3.0%	1	0%	0.0%
13	Plumbing	8.0%	2	10%	0.8%
14	Fire / Life Safety	5.0%	5	100%	5.0%
15	Specialties	0.8%	3	50%	0.4%
16	Structural	4.0%	2	10%	0.4%
17	Technology/ Security	5.0%	2	10%	0.5%
18	Accessibility	5.0%	2	10%	0.5%
				FCI Value	33.9%

Other Factors					
	Environmental		1		2.0%
	Site Factor		1		2.0%
	Bldg. Configuration		3		3.0%
	Code Compliance		3		3.0%
	Food Service Equipment		5		1.3%
	Air Conditioning		5		5.0%
	Acoustics		0		0.0%
				Additional FCI	16.3%

FAISON INTERMEDIATE

ADDRESS: 8080 Bennett Street
 Pittsburgh, PA

SCHOOL TYPE: Elementary

GRADE CONFIGURATION: 5-8

FIXED ASSET # 121

CHILD ACCT # 121

GENERAL FACILITY INFORMATION

Facility Snapshot:	Faison Intermediate
Dates of Construction (Original/Additions/Renovations)	1939
Site Acreage	5.9
Square Footage	65,695
Demountables	None
Enrollment (2008-09)	298
Square Feet / Student	220

Signage:	
<input checked="" type="checkbox"/>	Applied Metal
<input type="checkbox"/>	Integral with bldg construction
<input checked="" type="checkbox"/>	Free Standing/ Kiosk (Building sign at street)
<input type="checkbox"/>	Electronic/ Digital
<input type="checkbox"/>	Other
<input type="checkbox"/>	Visible from all directions



FACILITY CONDITION INDEX: 60%

SYSTEM RATINGS

	System	Gen. Maint.	Minor	Mod	Major	Replace System
Building Analysis	Roofing				•	
	Exterior Walls			•		
	Exterior Windows			•		
	Exterior – Doors			•		
	Interior Floors			•		
	Interior Walls			•		
	Interior Ceilings			•		
	Interior – Other				•	
	HVAC			•		
	Electrical Lighting				•	
	Electrical Distrib.				•	
	Electrical Other			•		
	Plumbing			•		
	Fire / Life Safety		•			
	Specialties			•		
	Structural	•				
	Technology		•			
Accessibility		•				
	System	Adequate		Inadequate		
Site Analysis	Parking, Lot/Drives				•	
	Walkways, Drop Areas		•			
	Playgrounds/ Playfields				•	
	Site Lighting		•			
	Fencing				•	

Ratings		
1	0%	Gen. Maint.
2	10%	Minor
3	50%	Moderate
4	75%	Major
5	100%	Replace

ID	Question	Percent of Total	Rating (1-5)	Rating %	Adj %
1	Roofing	4.9%	4	75%	3.7%
2	Exterior Walls	5.4%	3	50%	2.7%
3	Exterior Windows	3.4%	3	50%	1.7%
4	Exterior – Doors	0.6%	3	50%	0.3%
5	Interior Floors	7.6%	3	50%	3.8%
6	Interior Walls	4.0%	3	50%	2.0%
7	Interior Ceilings	4.0%	3	50%	2.0%
8	Interior – Other	3.3%	4	75%	2.5%
9	HVAC	20.0%	3	50%	10.0%
10	Electrical Lighting	8.0%	4	75%	6.0%
11	Electrical Distrib.	8.0%	4	75%	6.0%
12	Electrical Other	3.0%	3	50%	1.5%
13	Plumbing	8.0%	3	50%	4.0%
14	Fire / Life Safety	5.0%	2	10%	0.5%
15	Specialties	0.8%	3	50%	0.4%
16	Structural	4.0%	1	0%	0.0%
17	Technology/ Security	5.0%	2	10%	0.5%
18	Accessibility	5.0%	2	10%	0.5%
			FCI Value		48.1%

Other Factors						
	Environmental		1		2.0%	
	Site Factor		1		2.0%	
	Bldg. Configuration		2		2.0%	
	Code Compliance		0		0.0%	
	Food Service Equipment		3		0.8%	
	Air Conditioning		5		5.0%	
	Acoustics		0		0.0%	
				Additional FCI		11.8%

FAISON PRIMARY

ADDRESS: 7430 Tioga Street
 Pittsburgh, PA

SCHOOL TYPE: PreK, Elementary

GRADE CONFIGURATION: PK-4

FIXED ASSET # 142

CHILD ACCT # 142

GENERAL FACILITY INFORMATION

Facility Snapshot:	Faison Primary
Dates of Construction (Original/Additions/Renovations)	2004
Site Acreage	5.2
Square Footage	74,615
Demountables	None
Enrollment (2008-09)	523
Square Feet / Student	143

Signage:	
<input checked="" type="checkbox"/>	Applied Metal
<input type="checkbox"/>	Integral with bldg construction
<input type="checkbox"/>	Free Standing/ Kiosk (Building sign at street)
<input type="checkbox"/>	Electronic/ Digital
<input type="checkbox"/>	Other
<input type="checkbox"/>	Visible from all directions



FACILITY CONDITION INDEX: 0%

SYSTEM RATINGS

	System	Gen. Maint.	Minor	Mod	Major	Replace System
Building Analysis	Roofing		•			
	Exterior Walls	•				
	Exterior Windows	•				
	Exterior – Doors	•				
	Interior Floors	•				
	Interior Walls	•				
	Interior Ceilings	•				
	Interior – Other	•				
	HVAC	•				
	Electrical Lighting	•				
	Electrical Distrib.	•				
	Electrical Other	•				
	Plumbing	•				
	Fire / Life Safety	•				
	Specialties	•				
	Structural	•				
	Technology	•				
Accessibility	•					
	System	Adequate		Inadequate		
Site Analysis	Parking, Lot/Drives		•			
	Walkways, Drop Areas		•			
	Playgrounds/ Playfields		•			
	Site Lighting		•			
	Fencing		•			

Ratings		
1	0%	Gen. Maint.
2	10%	Minor
3	50%	Moderate
4	75%	Major
5	100%	Replace

ID	Question	Percent of Total	Rating (1-5)	Rating %	Adj %
1	Roofing	4.9%	2	10%	0.5%
2	Exterior Walls	5.4%	1	0%	0.0%
3	Exterior Windows	3.4%	1	0%	0.0%
4	Exterior – Doors	0.6%	1	0%	0.0%
5	Interior Floors	7.6%	1	0%	0.0%
6	Interior Walls	4.0%	1	0%	0.0%
7	Interior Ceilings	4.0%	1	0%	0.0%
8	Interior – Other	3.3%	1	0%	0.0%
9	HVAC	20.0%	1	0%	0.0%
10	Electrical Lighting	8.0%	1	0%	0.0%
11	Electrical Distrib.	8.0%	1	0%	0.0%
12	Electrical Other	3.0%	1	0%	0.0%
13	Plumbing	8.0%	1	0%	0.0%
14	Fire / Life Safety	5.0%	1	0%	0.0%
15	Specialties	0.8%	1	0%	0.0%
16	Structural	4.0%	1	0%	0.0%
17	Technology/ Security	5.0%	1	0%	0.0%
18	Accessibility	5.0%	1	0%	0.0%
				FCI Value	0.5%

Other Factors					
	Environmental		0		0.0%
	Site Factor		0		0.0%
	Bldg. Configuration		0		0.0%
	Code Compliance		0		0.0%
	Food Service Equipment		0		0.0%
	Air Conditioning		0		0.0%
	Acoustics		0		0.0%
				Additional FCI	0.0%

FORT PITT

ADDRESS: 5101 Hillcrest Street
 Pittsburgh, PA

SCHOOL TYPE: PreK, Elementary

GRADE CONFIGURATION: PK-5

FIXED ASSET # 131

CHILD ACCT # 131

GENERAL FACILITY INFORMATION

Facility Snapshot:	Fort Pitt
Dates of Construction (Original/Additions/Renovations)	1906
Site Acreage	3.1
Square Footage	88,760
Demountables	None
Enrollment (2008-09)	348
Square Feet / Student	255

Signage:	
<input checked="" type="checkbox"/>	Applied Metal
<input checked="" type="checkbox"/>	Integral with bldg construction
<input type="checkbox"/>	Free Standing/ Kiosk (Building sign at street)
<input type="checkbox"/>	Electronic/ Digital
<input type="checkbox"/>	Other
<input type="checkbox"/>	Visible from all directions



FACILITY CONDITION INDEX: 58%

SYSTEM RATINGS

	System	Gen. Maint.	Minor	Mod	Major	Replace System
Building Analysis	Roofing				•	
	Exterior Walls	•				
	Exterior Windows					•
	Exterior – Doors		•			
	Interior Floors		•			
	Interior Walls			•		
	Interior Ceilings		•			
	Interior – Other				•	
	HVAC				•	
	Electrical Lighting		•			
	Electrical Distrib.	•				
	Electrical Other		•			
	Plumbing			•		
	Fire / Life Safety		•			
	Specialties			•		
	Structural		•			
	Technology	•				
Accessibility				•		
	System	Adequate		Inadequate		
Site Analysis	Parking, Lot/ Drives	•				
	Walkways, Drop Areas			•		
	Playgrounds/ Playfields	•				
	Site Lighting	•				
	Fencing	•				

Ratings		
1	0%	Gen. Maint.
2	10%	Minor
3	50%	Moderate
4	75%	Major
5	100%	Replace

ID	Question	Percent of Total	Rating (1-5)	Rating %	Adj %
1	Roofing	4.9%	4	75%	3.7%
2	Exterior Walls	5.4%	1	0%	0.0%
3	Exterior Windows	3.4%	5	100%	3.4%
4	Exterior – Doors	0.6%	2	10%	0.1%
5	Interior Floors	7.6%	2	10%	0.8%
6	Interior Walls	4.0%	3	50%	2.0%
7	Interior Ceilings	4.0%	2	10%	0.4%
8	Interior – Other	3.3%	4	75%	2.5%
9	HVAC	20.0%	4	75%	15.0%
10	Electrical Lighting	8.0%	2	10%	0.8%
11	Electrical Distrib.	8.0%	1	0%	0.0%
12	Electrical Other	3.0%	2	10%	0.3%
13	Plumbing	8.0%	3	50%	4.0%
14	Fire / Life Safety	5.0%	2	10%	0.5%
15	Specialties	0.8%	3	50%	0.4%
16	Structural	4.0%	2	10%	0.4%
17	Technology/ Security	5.0%	1	0%	0.0%
18	Accessibility	5.0%	4	75%	3.8%
			FCI Value		37.9%

Other Factors						
	Environmental		1		2.0%	
	Site Factor		3		6.0%	
	Bldg. Configuration		3		3.0%	
	Code Compliance		3		3.0%	
	Food Service Equipment		4		1.0%	
	Air Conditioning		5		5.0%	
	Acoustics		0		0.0%	
				Additional FCI		20.0%

FULTON ELEMENTARY

ADDRESS: 5799 Hampton Street
 Pittsburgh, PA

SCHOOL TYPE: PreK, Elementary

GRADE CONFIGURATION: PK-5

FIXED ASSET # 134

CHILD ACCT # 134

GENERAL FACILITY INFORMATION

Facility Snapshot:	Fulton Elementary
Dates of Construction (Original/Additions/Renovations)	1893
Site Acreage	1.3
Square Footage	46,044
Demountables	None
Enrollment (2008-09)	310
Square Feet / Student	149

Signage:	
<input checked="" type="checkbox"/>	Applied Metal
<input checked="" type="checkbox"/>	Integral with bldg construction
<input type="checkbox"/>	Free Standing/ Kiosk (Building sign at street)
<input type="checkbox"/>	Electronic/ Digital
<input type="checkbox"/>	Other
<input type="checkbox"/>	Visible from all directions



FACILITY CONDITION INDEX: 70%

SYSTEM RATINGS

	System	Gen. Maint.	Minor	Mod	Major	Replace System
Building Analysis	Roofing					•
	Exterior Walls			•		
	Exterior Windows					•
	Exterior – Doors					•
	Interior Floors				•	
	Interior Walls				•	
	Interior Ceilings			•		
	Interior – Other				•	
	HVAC				•	
	Electrical Lighting			•		
	Electrical Distrib.	•				
	Electrical Other	•				
	Plumbing				•	
	Fire / Life Safety		•			
	Specialties				•	
	Structural		•			
	Technology	•				
	Accessibility					•
	System	Adequate		Inadequate		
Site Analysis	Parking, Lot/ Drives		•			
	Walkways, Drop Areas		•			
	Playgrounds/ Playfields		•			
	Site Lighting		•			
	Fencing		•			

Ratings		
1	0%	Gen. Maint.
2	10%	Minor
3	50%	Moderate
4	75%	Major
5	100%	Replace

ID	Question	Percent of Total	Rating (1-5)	Rating %	Adj %
1	Roofing	4.9%	5	100%	4.9%
2	Exterior Walls	5.4%	3	50%	2.7%
3	Exterior Windows	3.4%	5	100%	3.4%
4	Exterior – Doors	0.6%	5	100%	0.6%
5	Interior Floors	7.6%	4	75%	5.7%
6	Interior Walls	4.0%	4	75%	3.0%
7	Interior Ceilings	4.0%	3	50%	2.0%
8	Interior – Other	3.3%	4	75%	2.5%
9	HVAC	20.0%	4	75%	15.0%
10	Electrical Lighting	8.0%	3	50%	4.0%
11	Electrical Distrib.	8.0%	1	0%	0.0%
12	Electrical Other	3.0%	1	0%	0.0%
13	Plumbing	8.0%	4	75%	6.0%
14	Fire / Life Safety	5.0%	2	10%	0.5%
15	Specialties	0.8%	4	75%	0.6%
16	Structural	4.0%	2	10%	0.4%
17	Technology/ Security	5.0%	1	0%	0.0%
18	Accessibility	5.0%	5	100%	5.0%
				FCI Value	56.3%

Other Factors					
	Environmental		1		2.0%
	Site Factor		2		4.0%
	Bldg. Configuration		0		0.0%
	Code Compliance		2		2.0%
	Food Service Equipment		1		0.3%
	Air Conditioning		5		5.0%
	Acoustics		0		0.0%
				Additional FCI	13.3%

GRANDVIEW ELEMENTARY

ADDRESS: 845 McLain Street
 Pittsburgh, PA

SCHOOL TYPE: Elementary

GRADE CONFIGURATION: K-5

FIXED ASSET # 136

CHILD ACCT # 136

GENERAL FACILITY INFORMATION

Facility Snapshot:	Grandview Elementary
Dates of Construction (Original/Additions/Renovations)	1961
Site Acreage	2.2
Square Footage	45,059
Demountables	None
Enrollment (2008-09)	327
Square Feet / Student	138

Signage:	
<input checked="" type="checkbox"/>	Applied Metal
<input checked="" type="checkbox"/>	Integral with bldg construction
<input type="checkbox"/>	Free Standing/ Kiosk (Building sign at street)
<input type="checkbox"/>	Electronic/ Digital
<input type="checkbox"/>	Other
<input type="checkbox"/>	Visible from all directions



FACILITY CONDITION INDEX: 68%

SYSTEM RATINGS

	System	Gen. Maint.	Minor	Mod	Major	Replace System
Building Analysis	Roofing					•
	Exterior Walls				•	
	Exterior Windows					•
	Exterior – Doors					•
	Interior Floors					•
	Interior Walls			•		
	Interior Ceilings					•
	Interior – Other					•
	HVAC		•			
	Electrical Lighting	•				
	Electrical Distrib.				•	
	Electrical Other				•	
	Plumbing				•	
	Fire / Life Safety		•			
	Specialties				•	
	Structural		•			
	Technology		•			
Accessibility		•				
	System	Adequate		Inadequate		
Site Analysis	Parking, Lot/ Drives					•
	Walkways, Drop Areas		•			
	Playgrounds/ Playfields		•			
	Site Lighting		•			
	Fencing					•

Ratings		
1	0%	Gen. Maint.
2	10%	Minor
3	50%	Moderate
4	75%	Major
5	100%	Replace

ID	Question	Percent of Total	Rating (1-5)	Rating %	Adj %
1	Roofing	4.9%	5	100%	4.9%
2	Exterior Walls	5.4%	4	75%	4.1%
3	Exterior Windows	3.4%	5	100%	3.4%
4	Exterior – Doors	0.6%	5	100%	0.6%
5	Interior Floors	7.6%	5	100%	7.6%
6	Interior Walls	4.0%	3	50%	2.0%
7	Interior Ceilings	4.0%	5	100%	4.0%
8	Interior – Other	3.3%	5	100%	3.3%
9	HVAC	20.0%	2	10%	2.0%
10	Electrical Lighting	8.0%	1	0%	0.0%
11	Electrical Distrib.	8.0%	4	75%	6.0%
12	Electrical Other	3.0%	4	75%	2.3%
13	Plumbing	8.0%	4	75%	6.0%
14	Fire / Life Safety	5.0%	2	10%	0.5%
15	Specialties	0.8%	4	75%	0.6%
16	Structural	4.0%	2	10%	0.4%
17	Technology/ Security	5.0%	2	10%	0.5%
18	Accessibility	5.0%	2	10%	0.5%
				FCI Value	48.6%

Other Factors					
	Environmental		2		4.0%
	Site Factor		3		6.0%
	Bldg. Configuration		2		2.0%
	Code Compliance		2		2.0%
	Food Service Equipment		0		0.0%
	Air Conditioning		5		5.0%
	Acoustics		0		0.0%
				Additional FCI	19.0%

GREENFIELD

ADDRESS: 1 Alger Street
 Pittsburgh, PA

SCHOOL TYPE: Elementary

GRADE CONFIGURATION: K-8

FIXED ASSET # 137

CHILD ACCT # 137

GENERAL FACILITY INFORMATION

Facility Snapshot:	Greenfield
Dates of Construction (Original/Additions/Renovations)	1921
Site Acreage	8.5
Square Footage	88,228
Demountables	None
Enrollment (2008-09)	420
Square Feet / Student	210

Signage:	
<input type="checkbox"/>	Applied Metal
<input checked="" type="checkbox"/>	Integral with bldg construction
<input checked="" type="checkbox"/>	Free Standing/ Kiosk (Building sign at street)
<input type="checkbox"/>	Electronic/ Digital
<input type="checkbox"/>	Other
<input checked="" type="checkbox"/>	Visible from all directions



FACILITY CONDITION INDEX: 52%

SYSTEM RATINGS

	System	Gen. Maint.	Minor	Mod	Major	Replace System
Building Analysis	Roofing				•	
	Exterior Walls				•	
	Exterior Windows			•		
	Exterior – Doors	•				
	Interior Floors		•			
	Interior Walls		•			
	Interior Ceilings		•			
	Interior – Other			•		
	HVAC				•	
	Electrical Lighting				•	
	Electrical Distrib.			•		
	Electrical Other			•		
	Plumbing				•	
	Fire / Life Safety			•		
	Specialties			•		
	Structural			•		
	Technology	•				
Accessibility				•		
	System	Adequate		Inadequate		
Site Analysis	Parking, Lot/Drives		•			
	Walkways, Drop Areas		•			
	Playgrounds/ Playfields				•	
	Site Lighting				•	
	Fencing				•	

Ratings		
1	0%	Gen. Maint.
2	10%	Minor
3	50%	Moderate
4	75%	Major
5	100%	Replace

ID	Question	Percent of Total	Rating (1-5)	Rating %	Adj %
1	Roofing	4.9%	4	75%	3.7%
2	Exterior Walls	5.4%	4	75%	4.1%
3	Exterior Windows	3.4%	3	50%	1.7%
4	Exterior – Doors	0.6%	1	0%	0.0%
5	Interior Floors	7.6%	2	10%	0.8%
6	Interior Walls	4.0%	2	10%	0.4%
7	Interior Ceilings	4.0%	2	10%	0.4%
8	Interior – Other	3.3%	3	50%	1.7%
9	HVAC	20.0%	4	75%	15.0%
10	Electrical Lighting	8.0%	3	50%	4.0%
11	Electrical Distrib.	8.0%	2	10%	0.8%
12	Electrical Other	3.0%	2	10%	0.3%
13	Plumbing	8.0%	4	75%	6.0%
14	Fire / Life Safety	5.0%	2	10%	0.5%
15	Specialties	0.8%	2	10%	0.1%
16	Structural	4.0%	2	10%	0.4%
17	Technology/ Security	5.0%	2	10%	0.5%
18	Accessibility	5.0%	3	50%	2.5%
			FCI Value		42.7%

Other Factors					
	Environmental		1	2.0%	
	Site Factor		0	0.0%	
	Bldg. Configuration		0	0.0%	
	Code Compliance		2	2.0%	
	Food Service Equipment		1	0.3%	
	Air Conditioning		5	5.0%	
	Acoustics		0	0.0%	
			Additional FCI		9.3%

DR. MARTIN LUTHER KING ELEMENTARY

ADDRESS: 50 Montgomery Place
 Pittsburgh, PA

SCHOOL TYPE: Elementary

GRADE CONFIGURATION: PK-8

FIXED ASSET # 195

CHILD ACCT # 195



GENERAL FACILITY INFORMATION

Facility Snapshot:	Dr. Martin Luther King Elementary
Dates of Construction (Original/Additions/Renovations)	1973
Site Acreage	3.8
Square Footage	123,002
Demountables	None
Enrollment (2008-09)	632
Square Feet / Student	195

Signage:	
<input checked="" type="checkbox"/>	Applied Metal
<input type="checkbox"/>	Integral with bldg construction
<input type="checkbox"/>	Free Standing/ Kiosk (Building sign at street)
<input type="checkbox"/>	Electronic/ Digital
<input type="checkbox"/>	Other
<input type="checkbox"/>	Visible from all directions

FACILITY CONDITION INDEX: 29%

SYSTEM RATINGS

	System	Gen. Maint.	Minor	Mod	Major	Replace System
Building Analysis	Roofing			•		
	Exterior Walls		•			
	Exterior Windows					•
	Exterior – Doors	•				
	Interior Floors	•				
	Interior Walls	•				
	Interior Ceilings	•				
	Interior – Other		•			
	HVAC	•				
	Electrical Lighting	•				
	Electrical Distrib.				•	
	Electrical Other				•	
	Plumbing		•			
	Fire / Life Safety				•	
	Specialties		•			
	Structural	•				
	Technology		•			
Accessibility		•				
	System	Adequate		Inadequate		
Site Analysis	Parking, Lot/ Drives	•				
	Walkways, Drop Areas	•				
	Playgrounds/ Playfields	•				
	Site Lighting	•				
	Fencing	•				

Ratings		
1	0%	Gen. Maint.
2	10%	Minor
3	50%	Moderate
4	75%	Major
5	100%	Replace

ID	Question	Percent of Total	Rating (1-5)	Rating %	Adj %
1	Roofing	4.9%	3	50%	2.5%
2	Exterior Walls	5.4%	2	10%	0.5%
3	Exterior Windows	3.4%	5	100%	3.4%
4	Exterior – Doors	0.6%	1	0%	0.0%
5	Interior Floors	7.6%	1	0%	0.0%
6	Interior Walls	4.0%	1	0%	0.0%
7	Interior Ceilings	4.0%	1	0%	0.0%
8	Interior – Other	3.3%	2	10%	0.3%
9	HVAC	20.0%	1	0%	0.0%
10	Electrical Lighting	8.0%	1	0%	0.0%
11	Electrical Distrib.	8.0%	4	75%	6.0%
12	Electrical Other	3.0%	4	75%	2.3%
13	Plumbing	8.0%	2	10%	0.8%
14	Fire / Life Safety	5.0%	4	75%	3.8%
15	Specialties	0.8%	2	10%	0.1%
16	Structural	4.0%	1	0%	0.0%
17	Technology/ Security	5.0%	2	10%	0.5%
18	Accessibility	5.0%	2	10%	0.5%
				FCI Value	20.6%

Other Factors					
	Environmental		2		4.0%
	Site Factor		2		4.0%
	Bldg. Configuration		0		0.0%
	Code Compliance		0		0.0%
	Food Service Equipment		0		0.0%
	Air Conditioning		0		0.0%
	Acoustics		0		0.0%
				Additional FCI	8.0%

LIBERTY ELEMENTARY

ADDRESS: 601 Filbert Street
 Pittsburgh, PA

SCHOOL TYPE: Elementary

GRADE CONFIGURATION: K-5

FIXED ASSET # 147

CHILD ACCT # 147

GENERAL FACILITY INFORMATION

Facility Snapshot:	Liberty Elementary
Dates of Construction (Original/Additions/Renovations)	1911
Site Acreage	1.9
Square Footage	52,071
Demountables	None
Enrollment (2008-09)	399
Square Feet / Student	131

Signage:	
<input type="checkbox"/>	Applied Metal
<input checked="" type="checkbox"/>	Integral with bldg construction
<input type="checkbox"/>	Free Standing/ Kiosk (Building sign at street)
<input type="checkbox"/>	Electronic/ Digital
<input type="checkbox"/>	Other
<input type="checkbox"/>	Visible from all directions



FACILITY CONDITION INDEX: 48%

SYSTEM RATINGS

	System	Gen. Maint.	Minor	Mod	Major	Replace System
Building Analysis	Roofing			•		
	Exterior Walls			•		
	Exterior Windows		•			
	Exterior – Doors		•			
	Interior Floors	•				
	Interior Walls	•				
	Interior Ceilings		•			
	Interior – Other		•			
	HVAC			•		
	Electrical Lighting			•		
	Electrical Distrib.					•
	Electrical Other				•	
	Plumbing	•				
	Fire / Life Safety				•	
	Specialties		•			
	Structural		•			
	Technology		•			
Accessibility		•				
	System	Adequate		Inadequate		
Site Analysis	Parking, Lot/ Drives	•				
	Walkways, Drop Areas	•				
	Playgrounds/ Playfields	•				
	Site Lighting	•				
	Fencing	•				

Ratings		
1	0%	Gen. Maint.
2	10%	Minor
3	50%	Moderate
4	75%	Major
5	100%	Replace

ID	Question	Percent of Total	Rating (1-5)	Rating %	Adj %
1	Roofing	4.9%	3	50%	2.5%
2	Exterior Walls	5.4%	3	50%	2.7%
3	Exterior Windows	3.4%	2	10%	0.3%
4	Exterior – Doors	0.6%	2	10%	0.1%
5	Interior Floors	7.6%	1	0%	0.0%
6	Interior Walls	4.0%	1	0%	0.0%
7	Interior Ceilings	4.0%	2	10%	0.4%
8	Interior – Other	3.3%	2	10%	0.3%
9	HVAC	20.0%	3	50%	10.0%
10	Electrical Lighting	8.0%	3	50%	4.0%
11	Electrical Distrib.	8.0%	5	100%	8.0%
12	Electrical Other	3.0%	3	50%	1.5%
13	Plumbing	8.0%	1	0%	0.0%
14	Fire / Life Safety	5.0%	4	75%	3.8%
15	Specialties	0.8%	2	10%	0.1%
16	Structural	4.0%	2	10%	0.4%
17	Technology/ Security	5.0%	2	10%	0.5%
18	Accessibility	5.0%	2	10%	0.5%
				FCI Value	35.0%

Other Factors					
	Environmental		1		2.0%
	Site Factor		2		4.0%
	Bldg. Configuration		0		0.0%
	Code Compliance		2		2.0%
	Food Service Equipment		1		0.3%
	Air Conditioning		5		5.0%
	Acoustics		0		0.0%
				Additional FCI	13.3%

LINCOLN INTERMEDIATE CAMPUS

ADDRESS: 7109 Hermitage Street
 Pittsburgh, PA

SCHOOL TYPE: Elementary

GRADE CONFIGURATION: 5-8

FIXED ASSET # 106

CHILD ACCT # 145

GENERAL FACILITY INFORMATION

Facility Snapshot:	Lincoln Intermediate Campus
Dates of Construction (Original/Additions/Renovations)	1900
Site Acreage	1.8
Square Footage	58,832
Demountables	None
Enrollment (2008-09)	215
Square Feet / Student	274

Signage:	
<input type="checkbox"/>	Applied Metal
<input checked="" type="checkbox"/>	Integral with bldg construction
<input type="checkbox"/>	Free Standing/ Kiosk (Building sign at street)
<input type="checkbox"/>	Electronic/ Digital
<input type="checkbox"/>	Other
<input type="checkbox"/>	Visible from all directions



FACILITY CONDITION INDEX: 56%

SYSTEM RATINGS

	System	Gen. Maint.	Minor	Mod	Major	Replace System
Building Analysis	Roofing			•		
	Exterior Walls			•		
	Exterior Windows				•	
	Exterior – Doors	•				
	Interior Floors			•		
	Interior Walls			•		
	Interior Ceilings			•		
	Interior – Other				•	
	HVAC			•		
	Electrical Lighting		•			
	Electrical Distrib.	•				
	Electrical Other	•				
	Plumbing			•		
	Fire / Life Safety		•			
	Specialties			•		
	Structural		•			
	Technology	•				
	Accessibility					•
	System	Adequate		Inadequate		
Site Analysis	Parking, Lot/Drives					•
	Walkways, Drop Areas					•
	Playgrounds/ Playfields		•			
	Site Lighting		•			
	Fencing					•

Ratings		
1	0%	Gen. Maint.
2	10%	Minor
3	50%	Moderate
4	75%	Major
5	100%	Replace

ID	Question	Percent of Total	Rating (1-5)	Rating %	Adj %
1	Roofing	4.9%	3	50%	2.5%
2	Exterior Walls	5.4%	3	50%	2.7%
3	Exterior Windows	3.4%	4	75%	2.6%
4	Exterior – Doors	0.6%	1	0%	0.0%
5	Interior Floors	7.6%	3	50%	3.8%
6	Interior Walls	4.0%	3	50%	2.0%
7	Interior Ceilings	4.0%	3	50%	2.0%
8	Interior – Other	3.3%	4	75%	2.5%
9	HVAC	20.0%	3	50%	10.0%
10	Electrical Lighting	8.0%	2	10%	0.8%
11	Electrical Distrib.	8.0%	1	0%	0.0%
12	Electrical Other	3.0%	1	0%	0.0%
13	Plumbing	8.0%	3	50%	4.0%
14	Fire / Life Safety	5.0%	2	10%	0.5%
15	Specialties	0.8%	3	50%	0.4%
16	Structural	4.0%	2	10%	0.4%
17	Technology/ Security	5.0%	1	0%	0.0%
18	Accessibility	5.0%	5	100%	5.0%
				FCI Value	39.1%

Other Factors					
	Environmental		1		2.0%
	Site Factor		2		4.0%
	Bldg. Configuration		3		3.0%
	Code Compliance		3		3.0%
	Food Service Equipment		0		0.0%
	Air Conditioning		5		5.0%
	Acoustics		0		0.0%
				Additional FCI	17.0%

LINCOLN PRIMARY CAMPUS

ADDRESS: 328 Lincoln Avenue
 Pittsburgh, PA

SCHOOL TYPE: Elementary

GRADE CONFIGURATION: K-4

FIXED ASSET # 148

CHILD ACCT # 148

GENERAL FACILITY INFORMATION

Facility Snapshot:	Lincoln Primary Campus
Dates of Construction (Original/Additions/Renovations)	1930, 2002
Site Acreage	1.6
Square Footage	44,496
Demountables	None
Enrollment (2008-09)	321
Square Feet / Student	139

Signage:	
<input type="checkbox"/>	Applied Metal
<input checked="" type="checkbox"/>	Integral with bldg construction
<input type="checkbox"/>	Free Standing/ Kiosk (Building sign at street)
<input type="checkbox"/>	Electronic/ Digital
<input checked="" type="checkbox"/>	Other
<input type="checkbox"/>	Visible from all directions



FACILITY CONDITION INDEX: 49%

SYSTEM RATINGS

	System	Gen. Maint.	Minor	Mod	Major	Replace System
Building Analysis	Roofing		•			
	Exterior Walls		•			
	Exterior Windows			•		
	Exterior – Doors			•		
	Interior Floors				•	
	Interior Walls		•			
	Interior Ceilings		•			
	Interior – Other			•		
	HVAC			•		
	Electrical Lighting			•		
	Electrical Distrib.	•				
	Electrical Other		•			
	Plumbing		•			
	Fire / Life Safety			•		
	Specialties		•			
	Structural	•				
	Technology			•		
Accessibility			•			
	System	Adequate		Inadequate		
Site Analysis	Parking, Lot/Drives					•
	Walkways, Drop Areas		•			
	Playgrounds/ Playfields		•			
	Site Lighting					•
	Fencing					•

Ratings		
1	0%	Gen. Maint.
2	10%	Minor
3	50%	Moderate
4	75%	Major
5	100%	Replace

ID	Question	Percent of Total	Rating (1-5)	Rating %	Adj %
1	Roofing	4.9%	2	10%	0.5%
2	Exterior Walls	5.4%	2	10%	0.5%
3	Exterior Windows	3.4%	3	50%	1.7%
4	Exterior – Doors	0.6%	3	50%	0.3%
5	Interior Floors	7.6%	4	75%	5.7%
6	Interior Walls	4.0%	2	10%	0.4%
7	Interior Ceilings	4.0%	2	10%	0.4%
8	Interior – Other	3.3%	3	50%	1.7%
9	HVAC	20.0%	3	50%	10.0%
10	Electrical Lighting	8.0%	3	50%	4.0%
11	Electrical Distrib.	8.0%	1	0%	0.0%
12	Electrical Other	3.0%	2	10%	0.3%
13	Plumbing	8.0%	2	10%	0.8%
14	Fire / Life Safety	5.0%	3	50%	2.5%
15	Specialties	0.8%	2	10%	0.1%
16	Structural	4.0%	1	0%	0.0%
17	Technology/ Security	5.0%	3	50%	2.5%
18	Accessibility	5.0%	2	10%	0.5%
			FCI Value		31.9%

Other Factors					
	Environmental		2		4.0%
	Site Factor		3		6.0%
	Bldg. Configuration		0		0.0%
	Code Compliance		2		2.0%
	Food Service Equipment		0		0.0%
	Air Conditioning		5		5.0%
	Acoustics		0		0.0%
			Additional FCI		17.0%

LINDEN ELEMENTARY

ADDRESS: 725 S Linden Avenue
 Pittsburgh, PA

SCHOOL TYPE: Elementary

GRADE CONFIGURATION: K-5

FIXED ASSET # 149

CHILD ACCT # 149

GENERAL FACILITY INFORMATION

Facility Snapshot:	Linden Elementary
Dates of Construction (Original/Additions/Renovations)	1903
Site Acreage	2.6
Square Footage	60,252
Demountables	None
Enrollment (2008-09)	415
Square Feet / Student	145

Signage:	
<input checked="" type="checkbox"/>	Applied Metal
<input checked="" type="checkbox"/>	Integral with bldg construction
<input type="checkbox"/>	Free Standing/ Kiosk (Building sign at street)
<input type="checkbox"/>	Electronic/ Digital
<input type="checkbox"/>	Other
<input type="checkbox"/>	Visible from all directions



FACILITY CONDITION INDEX: 70%

SYSTEM RATINGS

	System	Gen. Maint.	Minor	Mod	Major	Replace System
Building Analysis	Roofing				•	
	Exterior Walls				•	
	Exterior Windows				•	
	Exterior – Doors					•
	Interior Floors			•		
	Interior Walls			•		
	Interior Ceilings			•		
	Interior – Other				•	
	HVAC			•		
	Electrical Lighting			•		
	Electrical Distrib.			•		
	Electrical Other			•		
	Plumbing					•
	Fire / Life Safety		•			
	Specialties				•	
	Structural		•			
	Technology		•			
Accessibility					•	
	System	Adequate		Inadequate		
Site Analysis	Parking, Lot/ Drives	•				
	Walkways, Drop Areas	•				
	Playgrounds/ Playfields	•				
	Site Lighting	•				
	Fencing	•				

Ratings		
1	0%	Gen. Maint.
2	10%	Minor
3	50%	Moderate
4	75%	Major
5	100%	Replace

ID	Question	Percent of Total	Rating (1-5)	Rating %	Adj %
1	Roofing	4.9%	4	75%	3.7%
2	Exterior Walls	5.4%	4	75%	4.1%
3	Exterior Windows	3.4%	4	75%	2.6%
4	Exterior – Doors	0.6%	5	100%	0.6%
5	Interior Floors	7.6%	3	50%	3.8%
6	Interior Walls	4.0%	3	50%	2.0%
7	Interior Ceilings	4.0%	3	50%	2.0%
8	Interior – Other	3.3%	4	75%	2.5%
9	HVAC	20.0%	3	50%	10.0%
10	Electrical Lighting	8.0%	3	50%	4.0%
11	Electrical Distrib.	8.0%	3	50%	4.0%
12	Electrical Other	3.0%	3	50%	1.5%
13	Plumbing	8.0%	5	100%	8.0%
14	Fire / Life Safety	5.0%	2	10%	0.5%
15	Specialties	0.8%	4	75%	0.6%
16	Structural	4.0%	2	10%	0.4%
17	Technology/ Security	5.0%	2	10%	0.5%
18	Accessibility	5.0%	5	100%	5.0%
				FCI Value	55.7%

Other Factors					
	Environmental		1		2.0%
	Site Factor		2		4.0%
	Bldg. Configuration		0		0.0%
	Code Compliance		3		3.0%
	Food Service Equipment		2		0.5%
	Air Conditioning		5		5.0%
	Acoustics		0		0.0%
				Additional FCI	14.5%

MANCHESTER

ADDRESS: 1612 Manhattan Street
 Pittsburgh, PA

SCHOOL TYPE: PreK, Elementary

GRADE CONFIGURATION: PK-8

FIXED ASSET # 151

CHILD ACCT # 151

GENERAL FACILITY INFORMATION

Facility Snapshot:	Manchester
Dates of Construction (Original/Additions/Renovations)	1964
Site Acreage	2.7
Square Footage	76,087
Demountables	None
Enrollment (2008-09)	281
Square Feet / Student	271

Signage:	
<input checked="" type="checkbox"/>	Applied Metal
<input type="checkbox"/>	Integral with bldg construction
<input type="checkbox"/>	Free Standing/ Kiosk (Building sign at street)
<input type="checkbox"/>	Electronic/ Digital
<input type="checkbox"/>	Other
<input type="checkbox"/>	Visible from all directions



FACILITY CONDITION INDEX: 75%

SYSTEM RATINGS

	System	Gen. Maint.	Minor	Mod	Major	Replace System
Building Analysis	Roofing				•	
	Exterior Walls		•			
	Exterior Windows					•
	Exterior – Doors				•	
	Interior Floors				•	
	Interior Walls		•			
	Interior Ceilings			•		
	Interior – Other					•
	HVAC				•	
	Electrical Lighting				•	
	Electrical Distrib.					•
	Electrical Other					•
	Plumbing					•
	Fire / Life Safety					•
	Specialties				•	
	Structural	•				
	Technology				•	
Accessibility				•		
	System	Adequate		Inadequate		
Site Analysis	Parking, Lot/Drives					•
	Walkways, Drop Areas		•			
	Playgrounds/ Playfields		•			
	Site Lighting		•			
	Fencing					•

Ratings		
1	0%	Gen. Maint.
2	10%	Minor
3	50%	Moderate
4	75%	Major
5	100%	Replace

ID	Question	Percent of Total	Rating (1-5)	Rating %	Adj %
1	Roofing	4.9%	4	75%	3.7%
2	Exterior Walls	5.4%	2	10%	0.5%
3	Exterior Windows	3.4%	5	100%	3.4%
4	Exterior – Doors	0.6%	4	75%	0.5%
5	Interior Floors	7.6%	4	75%	5.7%
6	Interior Walls	4.0%	2	10%	0.4%
7	Interior Ceilings	4.0%	3	50%	2.0%
8	Interior – Other	3.3%	5	100%	3.3%
9	HVAC	20.0%	3	50%	10.0%
10	Electrical Lighting	8.0%	3	50%	4.0%
11	Electrical Distrib.	8.0%	5	100%	8.0%
12	Electrical Other	3.0%	5	100%	3.0%
13	Plumbing	8.0%	4	75%	6.0%
14	Fire / Life Safety	5.0%	4	75%	3.8%
15	Specialties	0.8%	3	50%	0.4%
16	Structural	4.0%	1	0%	0.0%
17	Technology/ Security	5.0%	4	75%	3.8%
18	Accessibility	5.0%	3	50%	2.5%
			FCI Value		60.9%

Other Factors					
	Environmental		3		6.0%
	Site Factor		1		2.0%
	Bldg. Configuration		1		1.0%
	Code Compliance		1		1.0%
	Food Service Equipment		1		0.3%
	Air Conditioning		4		4.0%
	Acoustics		0		0.0%
			Additional FCI		14.3%

MIFFLIN

ADDRESS: 1290 Mifflin Road
 Pittsburgh, PA

SCHOOL TYPE: PreK, Elementary

GRADE CONFIGURATION: PK-8

FIXED ASSET # 153

CHILD ACCT # 153

GENERAL FACILITY INFORMATION

Facility Snapshot:	Mifflin
Dates of Construction (Original/Additions/Renovations)	1932, 2003
Site Acreage	7.0
Square Footage	79,049
Demountables	None
Enrollment (2008-09)	384
Square Feet / Student	206

Signage:	
<input checked="" type="checkbox"/>	Applied Metal
<input type="checkbox"/>	Integral with bldg construction
<input checked="" type="checkbox"/>	Free Standing/ Kiosk (Building sign at street)
<input type="checkbox"/>	Electronic/ Digital
<input type="checkbox"/>	Other
<input type="checkbox"/>	Visible from all directions



FACILITY CONDITION INDEX: 40%

SYSTEM RATINGS

	System	Gen. Maint.	Minor	Mod	Major	Replace System
Building Analysis	Roofing		•			
	Exterior Walls		•			
	Exterior Windows				•	
	Exterior – Doors		•			
	Interior Floors		•			
	Interior Walls		•			
	Interior Ceilings		•			
	Interior – Other		•			
	HVAC				•	
	Electrical Lighting	•				
	Electrical Distrib.	•				
	Electrical Other	•				
	Plumbing				•	
	Fire / Life Safety	•				
	Specialties			•		
	Structural	•				
	Technology	•				
	Accessibility				•	
	System	Adequate		Inadequate		
Site Analysis	Parking, Lot/Drives		•			
	Walkways, Drop Areas		•			
	Playgrounds/ Playfields				•	
	Site Lighting		•			
	Fencing					•

Ratings		
1	0%	Gen. Maint.
2	10%	Minor
3	50%	Moderate
4	75%	Major
5	100%	Replace

ID	Question	Percent of Total	Rating (1-5)	Rating %	Adj %
1	Roofing	4.9%	2	10%	0.5%
2	Exterior Walls	5.4%	2	10%	0.5%
3	Exterior Windows	3.4%	4	75%	2.6%
4	Exterior – Doors	0.6%	2	10%	0.1%
5	Interior Floors	7.6%	2	10%	0.8%
6	Interior Walls	4.0%	2	10%	0.4%
7	Interior Ceilings	4.0%	2	10%	0.4%
8	Interior – Other	3.3%	2	10%	0.3%
9	HVAC	20.0%	4	75%	15.0%
10	Electrical Lighting	8.0%	1	0%	0.0%
11	Electrical Distrib.	8.0%	1	0%	0.0%
12	Electrical Other	3.0%	1	0%	0.0%
13	Plumbing	8.0%	4	75%	6.0%
14	Fire / Life Safety	5.0%	1	0%	0.0%
15	Specialties	0.8%	3	50%	0.4%
16	Structural	4.0%	1	0%	0.0%
17	Technology/ Security	5.0%	1	0%	0.0%
18	Accessibility	5.0%	3	50%	2.5%
			FCI Value		29.4%

Other Factors					
	Environmental		1		2.0%
	Site Factor		2		4.0%
	Bldg. Configuration		0		0.0%
	Code Compliance		0		0.0%
	Food Service Equipment		0		0.0%
	Air Conditioning		5		5.0%
	Acoustics		0		0.0%
			Additional FCI		11.0%

MILLER

ADDRESS: 2055 Bedford Avenue
 Pittsburgh, PA

SCHOOL TYPE: PreK, Elementary

GRADE CONFIGURATION: PK-8

FIXED ASSET # 162

CHILD ACCT # 154

GENERAL FACILITY INFORMATION

Facility Snapshot:	Miller
Dates of Construction (Original/Additions/Renovations)	1906
Site Acreage	4.4
Square Footage	60,691
Demountables	None
Enrollment (2008-09)	301
Square Feet / Student	202

Signage:	
<input type="checkbox"/>	Applied Metal
<input type="checkbox"/>	Integral with bldg construction
<input checked="" type="checkbox"/>	Free Standing/ Kiosk (Building sign at street)
<input type="checkbox"/>	Electronic/ Digital
<input type="checkbox"/>	Other
<input type="checkbox"/>	Visible from all directions



FACILITY CONDITION INDEX: 45%

SYSTEM RATINGS

	System	Gen. Maint.	Minor	Mod	Major	Replace System
Building Analysis	Roofing			•		
	Exterior Walls		•			
	Exterior Windows		•			
	Exterior – Doors		•			
	Interior Floors		•			
	Interior Walls		•			
	Interior Ceilings		•			
	Interior – Other			•		
	HVAC			•		
	Electrical Lighting		•			
	Electrical Distrib.		•			
	Electrical Other		•			
	Plumbing		•			
	Fire / Life Safety			•		
	Specialties		•			
	Structural	•				
	Technology		•			
Accessibility		•				
	System	Adequate		Inadequate		
Site Analysis	Parking, Lot/Drives		•			
	Walkways, Drop Areas		•			
	Playgrounds/ Playfields		•			
	Site Lighting		•			
	Fencing					•

Ratings		
1	0%	Gen. Maint.
2	10%	Minor
3	50%	Moderate
4	75%	Major
5	100%	Replace

ID	Question	Percent of Total	Rating (1-5)	Rating %	Adj %
1	Roofing	4.9%	3	50%	2.5%
2	Exterior Walls	5.4%	2	10%	0.5%
3	Exterior Windows	3.4%	2	10%	0.3%
4	Exterior – Doors	0.6%	2	10%	0.1%
5	Interior Floors	7.6%	2	10%	0.8%
6	Interior Walls	4.0%	2	10%	0.4%
7	Interior Ceilings	4.0%	2	10%	0.4%
8	Interior – Other	3.3%	3	50%	1.7%
9	HVAC	20.0%	3	50%	10.0%
10	Electrical Lighting	8.0%	2	10%	0.8%
11	Electrical Distrib.	8.0%	2	10%	0.8%
12	Electrical Other	3.0%	2	10%	0.3%
13	Plumbing	8.0%	2	10%	0.8%
14	Fire / Life Safety	5.0%	3	50%	2.5%
15	Specialties	0.8%	2	10%	0.1%
16	Structural	4.0%	1	0%	0.0%
17	Technology/ Security	5.0%	2	10%	0.5%
18	Accessibility	5.0%	2	10%	0.5%
			FCI Value		22.9%

Other Factors					
	Environmental		4		8.0%
	Site Factor		1		2.0%
	Bldg. Configuration		5		5.0%
	Code Compliance		2		2.0%
	Food Service Equipment		0		0.0%
	Air Conditioning		5		5.0%
	Acoustics		0		0.0%
			Additional FCI		22.0%

MINADEO ELEMENTARY

ADDRESS: 6502 Lilac Street
 Pittsburgh, PA

SCHOOL TYPE: PreK, Elementary

GRADE CONFIGURATION: PK-5

FIXED ASSET # 155

CHILD ACCT # 155

GENERAL FACILITY INFORMATION

Facility Snapshot:	Minadeo Elementary
Dates of Construction (Original/Additions/Renovations)	1957, 2007
Site Acreage	4.1
Square Footage	81,160
Demountables	None
Enrollment (2008-09)	609
Square Feet / Student	133

Signage:	
<input checked="" type="checkbox"/>	Applied Metal
<input type="checkbox"/>	Integral with bldg construction
<input type="checkbox"/>	Free Standing/ Kiosk (Building sign at street)
<input type="checkbox"/>	Electronic/ Digital
<input type="checkbox"/>	Other
<input type="checkbox"/>	Visible from all directions



FACILITY CONDITION INDEX: 58%

SYSTEM RATINGS

	System	Gen. Maint.	Minor	Mod	Major	Replace System
Building Analysis	Roofing				•	
	Exterior Walls		•			
	Exterior Windows					•
	Exterior – Doors			•		
	Interior Floors			•		
	Interior Walls			•		
	Interior Ceilings				•	
	Interior – Other					•
	HVAC				•	
	Electrical Lighting		•			
	Electrical Distrib.		•			
	Electrical Other		•			
	Plumbing				•	
	Fire / Life Safety		•			
	Specialties			•		
	Structural		•			
	Technology		•			
	Accessibility		•			
	System	Adequate		Inadequate		
Site Analysis	Parking, Lot/ Drives					•
	Walkways, Drop Areas		•			
	Playgrounds/ Playfields		•			
	Site Lighting		•			
	Fencing		•			

Ratings		
1	0%	Gen. Maint.
2	10%	Minor
3	50%	Moderate
4	75%	Major
5	100%	Replace

ID	Question	Percent of Total	Rating (1-5)	Rating %	Adj %
1	Roofing	4.9%	4	75%	3.7%
2	Exterior Walls	5.4%	2	10%	0.5%
3	Exterior Windows	3.4%	5	100%	3.4%
4	Exterior – Doors	0.6%	3	50%	0.3%
5	Interior Floors	7.6%	3	50%	3.8%
6	Interior Walls	4.0%	3	50%	2.0%
7	Interior Ceilings	4.0%	4	75%	3.0%
8	Interior – Other	3.3%	5	100%	3.3%
9	HVAC	20.0%	4	75%	15.0%
10	Electrical Lighting	8.0%	2	10%	0.8%
11	Electrical Distrib.	8.0%	2	10%	0.8%
12	Electrical Other	3.0%	2	10%	0.3%
13	Plumbing	8.0%	4	75%	6.0%
14	Fire / Life Safety	5.0%	2	10%	0.5%
15	Specialties	0.8%	3	50%	0.4%
16	Structural	4.0%	2	10%	0.4%
17	Technology/ Security	5.0%	2	10%	0.5%
18	Accessibility	5.0%	2	10%	0.5%
				FCI Value	45.2%

Other Factors					
	Environmental		1		2.0%
	Site Factor		2		4.0%
	Bldg. Configuration		0		0.0%
	Code Compliance		2		2.0%
	Food Service Equipment		1		0.3%
	Air Conditioning		5		5.0%
	Acoustics		0		0.0%
				Additional FCI	13.3%

PITTSBURGH MONTESSORI

ADDRESS: 201 S Graham Street
 Pittsburgh, PA

SCHOOL TYPE: PreK, Elementary

GRADE CONFIGURATION: PK-8

FIXED ASSET # 133

CHILD ACCT # 141

GENERAL FACILITY INFORMATION

Facility Snapshot:	Pittsburgh Montessori
Dates of Construction (Original/Additions/Renovations)	1900
Site Acreage	2.7
Square Footage	45,527
Demountables	None
Enrollment (2008-09)	278
Square Feet / Student	164

Signage:	
<input checked="" type="checkbox"/>	Applied Metal
<input type="checkbox"/>	Integral with bldg construction
<input type="checkbox"/>	Free Standing/ Kiosk (Building sign at street)
<input type="checkbox"/>	Electronic/ Digital
<input type="checkbox"/>	Other
<input type="checkbox"/>	Visible from all directions



FACILITY CONDITION INDEX: 85%

SYSTEM RATINGS

	System	Gen. Maint.	Minor	Mod	Major	Replace System
Building Analysis	Roofing					•
	Exterior Walls				•	
	Exterior Windows				•	
	Exterior – Doors				•	
	Interior Floors				•	
	Interior Walls			•		
	Interior Ceilings			•		
	Interior – Other				•	
	HVAC				•	
	Electrical Lighting			•		
	Electrical Distrib.			•		
	Electrical Other			•		
	Plumbing					•
	Fire / Life Safety					•
	Specialties				•	
	Structural	•				
	Technology		•			
Accessibility					•	
	System	Adequate		Inadequate		
Site Analysis	Parking, Lot/Drives					•
	Walkways, Drop Areas		•			
	Playgrounds/ Playfields		•			
	Site Lighting		•			
	Fencing		•			

Ratings		
1	0%	Gen. Maint.
2	10%	Minor
3	50%	Moderate
4	75%	Major
5	100%	Replace

ID	Question	Percent of Total	Rating (1-5)	Rating %	Adj %
1	Roofing	4.9%	5	100%	4.9%
2	Exterior Walls	5.4%	4	75%	4.1%
3	Exterior Windows	3.4%	4	75%	2.6%
4	Exterior – Doors	0.6%	4	75%	0.5%
5	Interior Floors	7.6%	4	75%	5.7%
6	Interior Walls	4.0%	3	50%	2.0%
7	Interior Ceilings	4.0%	3	50%	2.0%
8	Interior – Other	3.3%	4	75%	2.5%
9	HVAC	20.0%	4	75%	15.0%
10	Electrical Lighting	8.0%	3	50%	4.0%
11	Electrical Distrib.	8.0%	3	50%	4.0%
12	Electrical Other	3.0%	3	50%	1.5%
13	Plumbing	8.0%	5	100%	8.0%
14	Fire / Life Safety	5.0%	5	100%	5.0%
15	Specialties	0.8%	4	75%	0.6%
16	Structural	4.0%	1	0%	0.0%
17	Technology/ Security	5.0%	2	10%	0.5%
18	Accessibility	5.0%	5	100%	5.0%
				FCI Value	67.7%

Other Factors					
	Environmental		1		2.0%
	Site Factor		2		4.0%
	Bldg. Configuration		2		2.0%
	Code Compliance		4		4.0%
	Food Service Equipment		3		0.8%
	Air Conditioning		5		5.0%
	Acoustics		0		0.0%
				Additional FCI	17.8%

MORROW ELEMENTARY

ADDRESS: 1611 Davis Avenue
 Pittsburgh, PA

SCHOOL TYPE: PreK, Elementary

GRADE CONFIGURATION: PK-5

FIXED ASSET # 157

CHILD ACCT # 157

GENERAL FACILITY INFORMATION

Facility Snapshot:	Morrow Elementary
Dates of Construction (Original/Additions/Renovations)	1895
Site Acreage	1.4
Square Footage	72,875
Demountables	None
Enrollment (2008-09)	409
Square Feet / Student	178

Signage:	
<input checked="" type="checkbox"/>	Applied Metal
<input type="checkbox"/>	Integral with bldg construction
<input type="checkbox"/>	Free Standing/ Kiosk (Building sign at street)
<input type="checkbox"/>	Electronic/ Digital
<input type="checkbox"/>	Other
<input type="checkbox"/>	Visible from all directions



FACILITY CONDITION INDEX: 67%

SYSTEM RATINGS

	System	Gen. Maint.	Minor	Mod	Major	Replace System
Building Analysis	Roofing				•	
	Exterior Walls		•			
	Exterior Windows					•
	Exterior – Doors			•		
	Interior Floors		•			
	Interior Walls		•			
	Interior Ceilings		•			
	Interior – Other		•			
	HVAC				•	
	Electrical Lighting	•				
	Electrical Distrib.				•	
	Electrical Other				•	
	Plumbing				•	
	Fire / Life Safety					•
	Specialties				•	
	Structural		•			
	Technology				•	
Accessibility					•	
	System	Adequate		Inadequate		
Site Analysis	Parking, Lot/ Drives	•				
	Walkways, Drop Areas	•				
	Playgrounds/ Playfields	•				
	Site Lighting	•				
	Fencing	•				

Ratings		
1	0%	Gen. Maint.
2	10%	Minor
3	50%	Moderate
4	75%	Major
5	100%	Replace

ID	Question	Percent of Total	Rating (1-5)	Rating %	Adj %
1	Roofing	4.9%	4	75%	3.7%
2	Exterior Walls	5.4%	2	10%	0.5%
3	Exterior Windows	3.4%	5	100%	3.4%
4	Exterior – Doors	0.6%	3	50%	0.3%
5	Interior Floors	7.6%	2	10%	0.8%
6	Interior Walls	4.0%	2	10%	0.4%
7	Interior Ceilings	4.0%	2	10%	0.4%
8	Interior – Other	3.3%	2	10%	0.3%
9	HVAC	20.0%	4	75%	15.0%
10	Electrical Lighting	8.0%	1	0%	0.0%
11	Electrical Distrib.	8.0%	3	50%	4.0%
12	Electrical Other	3.0%	3	50%	1.5%
13	Plumbing	8.0%	4	75%	6.0%
14	Fire / Life Safety	5.0%	5	100%	5.0%
15	Specialties	0.8%	3	50%	0.4%
16	Structural	4.0%	2	10%	0.4%
17	Technology/ Security	5.0%	4	75%	3.8%
18	Accessibility	5.0%	5	100%	5.0%
				FCI Value	50.9%

Other Factors					
	Environmental		2		4.0%
	Site Factor		2		4.0%
	Bldg. Configuration		3		3.0%
	Code Compliance		0		0.0%
	Food Service Equipment		0		0.0%
	Air Conditioning		5		5.0%
	Acoustics		0		0.0%
				Additional FCI	16.0%

MURRAY ELEMENTARY

ADDRESS: 800 Rectenwald Street
 Pittsburgh, PA

SCHOOL TYPE: PreK, Elementary

GRADE CONFIGURATION: PK-8

FIXED ASSET # 160

CHILD ACCT # 160

GENERAL FACILITY INFORMATION

Facility Snapshot:	Murray Elementary
Dates of Construction (Original/Additions/Renovations)	1956
Site Acreage	4.9
Square Footage	78,168
Demountables	None
Enrollment (2008-09)	392
Square Feet / Student	199

Signage:	
<input checked="" type="checkbox"/>	Applied Metal
<input type="checkbox"/>	Integral with bldg construction
<input type="checkbox"/>	Free Standing/ Kiosk (Building sign at street)
<input type="checkbox"/>	Electronic/ Digital
<input type="checkbox"/>	Other
<input type="checkbox"/>	Visible from all directions



FACILITY CONDITION INDEX: 40%

SYSTEM RATINGS

	System	Gen. Maint.	Minor	Mod	Major	Replace System
Building Analysis	Roofing				•	
	Exterior Walls		•			
	Exterior Windows	•				
	Exterior – Doors	•				
	Interior Floors		•			
	Interior Walls		•			
	Interior Ceilings		•			
	Interior – Other		•			
	HVAC				•	
	Electrical Lighting	•				
	Electrical Distrib.				•	
	Electrical Other				•	
	Plumbing					•
	Fire / Life Safety			•		
	Specialties			•		
	Structural	•				
	Technology			•		
Accessibility			•			
	System	Adequate		Inadequate		
Site Analysis	Parking, Lot/ Drives	•				
	Walkways, Drop Areas	•				
	Playgrounds/ Playfields	•				
	Site Lighting	•				
	Fencing	•				

Ratings		
1	0%	Gen. Maint.
2	10%	Minor
3	50%	Moderate
4	75%	Major
5	100%	Replace

ID	Question	Percent of Total	Rating (1-5)	Rating %	Adj %
1	Roofing	4.9%	4	75%	3.7%
2	Exterior Walls	5.4%	2	10%	0.5%
3	Exterior Windows	3.4%	1	0%	0.0%
4	Exterior – Doors	0.6%	1	0%	0.0%
5	Interior Floors	7.6%	2	10%	0.8%
6	Interior Walls	4.0%	2	10%	0.4%
7	Interior Ceilings	4.0%	2	10%	0.4%
8	Interior – Other	3.3%	2	10%	0.3%
9	HVAC	20.0%	3	50%	10.0%
10	Electrical Lighting	8.0%	1	0%	0.0%
11	Electrical Distrib.	8.0%	3	50%	4.0%
12	Electrical Other	3.0%	3	50%	1.5%
13	Plumbing	8.0%	4	75%	6.0%
14	Fire / Life Safety	5.0%	2	10%	0.5%
15	Specialties	0.8%	2	10%	0.1%
16	Structural	4.0%	1	0%	0.0%
17	Technology/ Security	5.0%	2	10%	0.5%
18	Accessibility	5.0%	2	10%	0.5%
				FCI Value	29.2%

Other Factors					
	Environmental		2		4.0%
	Site Factor		0		0.0%
	Bldg. Configuration		0		0.0%
	Code Compliance		2		2.0%
	Food Service Equipment		0		0.0%
	Air Conditioning		5		5.0%
	Acoustics		0		0.0%
				Additional FCI	11.0%

NORTHVIEW HEIGHTS ELEMENTARY

ADDRESS: 310 Mt Pleasant Road
 Pittsburgh, PA

SCHOOL TYPE: PreK, Elementary

GRADE CONFIGURATION: PK-5

FIXED ASSET # 164

CHILD ACCT # 164

GENERAL FACILITY INFORMATION

Facility Snapshot:	Northview Heights Elementary
Dates of Construction (Original/Additions/Renovations)	1962
Site Acreage	13.1
Square Footage	69,405
Demountables	None
Enrollment (2008-09)	374
Square Feet / Student	186

Signage:	
<input checked="" type="checkbox"/>	Applied Metal
<input type="checkbox"/>	Integral with bldg construction
<input type="checkbox"/>	Free Standing/ Kiosk (Building sign at street)
<input type="checkbox"/>	Electronic/ Digital
<input type="checkbox"/>	Other
<input type="checkbox"/>	Visible from all directions



FACILITY CONDITION INDEX: 48%

SYSTEM RATINGS

	System	Gen. Maint.	Minor	Mod	Major	Replace System
Building Analysis	Roofing			•		
	Exterior Walls		•			
	Exterior Windows					•
	Exterior – Doors					•
	Interior Floors			•		
	Interior Walls		•			
	Interior Ceilings			•		
	Interior – Other			•		
	HVAC			•		
	Electrical Lighting			•		
	Electrical Distrib.	•				
	Electrical Other			•		
	Plumbing		•			
	Fire / Life Safety		•			
	Specialties		•			
	Structural		•			
	Technology				•	
Accessibility		•				
	System	Adequate		Inadequate		
Site Analysis	Parking, Lot/ Drives	•				
	Walkways, Drop Areas	•				
	Playgrounds/ Playfields			•		
	Site Lighting	•				
	Fencing	•				

Ratings		
1	0%	Gen. Maint.
2	10%	Minor
3	50%	Moderate
4	75%	Major
5	100%	Replace

ID	Question	Percent of Total	Rating (1-5)	Rating %	Adj %
1	Roofing	4.9%	3	50%	2.5%
2	Exterior Walls	5.4%	2	10%	0.5%
3	Exterior Windows	3.4%	5	100%	3.4%
4	Exterior – Doors	0.6%	5	100%	0.6%
5	Interior Floors	7.6%	3	50%	3.8%
6	Interior Walls	4.0%	2	10%	0.4%
7	Interior Ceilings	4.0%	3	50%	2.0%
8	Interior – Other	3.3%	3	50%	1.7%
9	HVAC	20.0%	3	50%	10.0%
10	Electrical Lighting	8.0%	3	50%	4.0%
11	Electrical Distrib.	8.0%	1	0%	0.0%
12	Electrical Other	3.0%	3	50%	1.5%
13	Plumbing	8.0%	3	50%	4.0%
14	Fire / Life Safety	5.0%	2	10%	0.5%
15	Specialties	0.8%	2	10%	0.1%
16	Structural	4.0%	2	10%	0.4%
17	Technology/ Security	5.0%	3	50%	2.5%
18	Accessibility	5.0%	2	10%	0.5%
				FCI Value	38.3%

Other Factors					
	Environmental		1		2.0%
	Site Factor		1		2.0%
	Bldg. Configuration		0		0.0%
	Code Compliance		0		0.0%
	Food Service Equipment		1		0.3%
	Air Conditioning		5		5.0%
	Acoustics		0		0.0%
				Additional FCI	9.3%

PHILLIPS ELEMENTARY

ADDRESS: 1901 Sarah Street
 Pittsburgh, PA

SCHOOL TYPE: Elementary

GRADE CONFIGURATION: K-5

FIXED ASSET # 168

CHILD ACCT # 168

GENERAL FACILITY INFORMATION

Facility Snapshot:	Phillips Elementary
Dates of Construction (Original/Additions/Renovations)	1958
Site Acreage	1.0
Square Footage	27,736
Demountables	None
Enrollment (2008-09)	293
Square Feet / Student	95

Signage:	
<input checked="" type="checkbox"/>	Applied Metal
<input type="checkbox"/>	Integral with bldg construction
<input type="checkbox"/>	Free Standing/ Kiosk (Building sign at street)
<input type="checkbox"/>	Electronic/ Digital
<input type="checkbox"/>	Other
<input type="checkbox"/>	Visible from all directions



FACILITY CONDITION INDEX: 40%

SYSTEM RATINGS

	System	Gen. Maint.	Minor	Mod	Major	Replace System
Building Analysis	Roofing				•	
	Exterior Walls		•			
	Exterior Windows		•			
	Exterior – Doors		•			
	Interior Floors	•				
	Interior Walls	•				
	Interior Ceilings			•		
	Interior – Other					•
	HVAC				•	
	Electrical Lighting	•				
	Electrical Distrib.	•				
	Electrical Other	•				
	Plumbing				•	
	Fire / Life Safety					•
	Specialties	•				
	Structural	•				
	Technology			•		
Accessibility			•			
	System	Adequate		Inadequate		
Site Analysis	Parking, Lot/ Drives		•			
	Walkways, Drop Areas					•
	Playgrounds/ Playfields		•			
	Site Lighting		•			
	Fencing		•			

Ratings		
1	0%	Gen. Maint.
2	10%	Minor
3	50%	Moderate
4	75%	Major
5	100%	Replace

ID	Question	Percent of Total	Rating (1-5)	Rating %	Adj %
1	Roofing	4.9%	4	75%	3.7%
2	Exterior Walls	5.4%	2	10%	0.5%
3	Exterior Windows	3.4%	2	10%	0.3%
4	Exterior – Doors	0.6%	2	10%	0.1%
5	Interior Floors	7.6%	1	0%	0.0%
6	Interior Walls	4.0%	1	0%	0.0%
7	Interior Ceilings	4.0%	3	50%	2.0%
8	Interior – Other	3.3%	5	100%	3.3%
9	HVAC	20.0%	3	50%	10.0%
10	Electrical Lighting	8.0%	1	0%	0.0%
11	Electrical Distrib.	8.0%	1	0%	0.0%
12	Electrical Other	3.0%	1	0%	0.0%
13	Plumbing	8.0%	3	50%	4.0%
14	Fire / Life Safety	5.0%	5	100%	5.0%
15	Specialties	0.8%	1	0%	0.0%
16	Structural	4.0%	1	0%	0.0%
17	Technology/ Security	5.0%	2	10%	0.5%
18	Accessibility	5.0%	2	10%	0.5%
				FCI Value	29.9%

Other Factors					
	Environmental		1		2.0%
	Site Factor		0		0.0%
	Bldg. Configuration		1		1.0%
	Code Compliance		2		2.0%
	Food Service Equipment		0		0.0%
	Air Conditioning		5		5.0%
	Acoustics		0		0.0%
				Additional FCI	10.0%

ROOSEVELT (NEW)

ADDRESS: 17 W Cherryhill Street
 Pittsburgh, PA

SCHOOL TYPE: Elementary

GRADE CONFIGURATION: 2-5

FIXED ASSET # 172

CHILD ACCT # 172

GENERAL FACILITY INFORMATION

Facility Snapshot:	Roosevelt (New)
Dates of Construction (Original/Additions/Renovations)	1960
Site Acreage	0.6
Square Footage	35,335
Demountables	None
Enrollment (2008-09)	298
Square Feet / Student	119

Signage:	
<input checked="" type="checkbox"/>	Applied Metal
<input type="checkbox"/>	Integral with bldg construction
<input type="checkbox"/>	Free Standing/ Kiosk (Building sign at street)
<input type="checkbox"/>	Electronic/ Digital
<input type="checkbox"/>	Other
<input type="checkbox"/>	Visible from all directions



FACILITY CONDITION INDEX: 2%

SYSTEM RATINGS

	System	Gen. Maint.	Minor	Mod	Major	Replace System
Building Analysis	Roofing	•				
	Exterior Walls		•			
	Exterior Windows	•				
	Exterior – Doors	•				
	Interior Floors	•				
	Interior Walls	•				
	Interior Ceilings	•				
	Interior – Other	•				
	HVAC	•				
	Electrical Lighting	•				
	Electrical Distrib.	•				
	Electrical Other	•				
	Plumbing	•				
	Fire / Life Safety	•				
	Specialties	•				
	Structural	•				
	Technology	•				
Accessibility	•					
	System	Adequate		Inadequate		
Site Analysis	Parking, Lot/Drives		•			
	Walkways, Drop Areas		•			
	Playgrounds/ Playfields				•	
	Site Lighting		•			
	Fencing		•			

Ratings		
1	0%	Gen. Maint.
2	10%	Minor
3	50%	Moderate
4	75%	Major
5	100%	Replace

ID	Question	Percent of Total	Rating (1-5)	Rating %	Adj %
1	Roofing	4.9%	1	0%	0.0%
2	Exterior Walls	5.4%	2	10%	0.5%
3	Exterior Windows	3.4%	1	0%	0.0%
4	Exterior – Doors	0.6%	1	0%	0.0%
5	Interior Floors	7.6%	1	0%	0.0%
6	Interior Walls	4.0%	1	0%	0.0%
7	Interior Ceilings	4.0%	1	0%	0.0%
8	Interior – Other	3.3%	1	0%	0.0%
9	HVAC	20.0%	1	0%	0.0%
10	Electrical Lighting	8.0%	1	0%	0.0%
11	Electrical Distrib.	8.0%	1	0%	0.0%
12	Electrical Other	3.0%	1	0%	0.0%
13	Plumbing	8.0%	1	0%	0.0%
14	Fire / Life Safety	5.0%	1	0%	0.0%
15	Specialties	0.8%	1	0%	0.0%
16	Structural	4.0%	1	0%	0.0%
17	Technology/ Security	5.0%	1	0%	0.0%
18	Accessibility	5.0%	1	0%	0.0%
				FCI Value	0.5%

Other Factors					
	Environmental		0		0.0%
	Site Factor		0		0.0%
	Bldg. Configuration		1		1.0%
	Code Compliance		0		0.0%
	Food Service Equipment		0		0.0%
	Air Conditioning		0		0.0%
	Acoustics		0		0.0%
				Additional FCI	1.0%

ROOSEVELT PRIMARY CAMPUS (Old)

ADDRESS: 200 The Boulevard
 Pittsburgh, PA

SCHOOL TYPE: Elementary

GRADE CONFIGURATION: PK-1

FIXED ASSET # 173

CHILD ACCT # 173

GENERAL FACILITY INFORMATION

Facility Snapshot:	Roosevelt Primary Campus (Old)
Dates of Construction (Original/Additions/Renovations)	1959
Site Acreage	0.8
Square Footage	13,946
Demountables	None
Enrollment (2008-09)	164
Square Feet / Student	85

Signage:	
<input checked="" type="checkbox"/>	Applied Metal
<input type="checkbox"/>	Integral with bldg construction
<input checked="" type="checkbox"/>	Free Standing/ Kiosk (Building sign at street)
<input type="checkbox"/>	Electronic/ Digital
<input type="checkbox"/>	Other
<input type="checkbox"/>	Visible from all directions



FACILITY CONDITION INDEX: 59%

SYSTEM RATINGS

	System	Gen. Maint.	Minor	Mod	Major	Replace System
Building Analysis	Roofing					•
	Exterior Walls			•		
	Exterior Windows					•
	Exterior – Doors					•
	Interior Floors			•		
	Interior Walls			•		
	Interior Ceilings					•
	Interior – Other				•	
	HVAC		•			
	Electrical Lighting				•	
	Electrical Distrib.	•				
	Electrical Other	•				
	Plumbing				•	
	Fire / Life Safety					•
	Specialties				•	
	Structural		•			
	Technology					•
Accessibility	•					
	System	Adequate		Inadequate		
Site Analysis	Parking, Lot/Drives					•
	Walkways, Drop Areas		•			
	Playgrounds/ Playfields		•			
	Site Lighting		•			
	Fencing		•			

Ratings		
1	0%	Gen. Maint.
2	10%	Minor
3	50%	Moderate
4	75%	Major
5	100%	Replace

ID	Question	Percent of Total	Rating (1-5)	Rating %	Adj %
1	Roofing	4.9%	5	100%	4.9%
2	Exterior Walls	5.4%	3	50%	2.7%
3	Exterior Windows	3.4%	5	100%	3.4%
4	Exterior – Doors	0.6%	5	100%	0.6%
5	Interior Floors	7.6%	3	50%	3.8%
6	Interior Walls	4.0%	3	50%	2.0%
7	Interior Ceilings	4.0%	5	100%	4.0%
8	Interior – Other	3.3%	4	75%	2.5%
9	HVAC	20.0%	2	10%	2.0%
10	Electrical Lighting	8.0%	3	50%	4.0%
11	Electrical Distrib.	8.0%	1	0%	0.0%
12	Electrical Other	3.0%	1	0%	0.0%
13	Plumbing	8.0%	3	50%	4.0%
14	Fire / Life Safety	5.0%	5	100%	5.0%
15	Specialties	0.8%	4	75%	0.6%
16	Structural	4.0%	2	10%	0.4%
17	Technology/ Security	5.0%	5	100%	5.0%
18	Accessibility	5.0%	1	0%	0.0%
				FCI Value	44.9%

Other Factors					
	Environmental		1		2.0%
	Site Factor		2		4.0%
	Bldg. Configuration		1		1.0%
	Code Compliance		1		1.0%
	Food Service Equipment		3		0.8%
	Air Conditioning		5		5.0%
	Acoustics		0		0.0%
				Additional FCI	13.8%

SCHAEFFER INTERMEDIATE

ADDRESS: 3128 Allendale Street
 Pittsburgh, PA

SCHOOL TYPE: Elementary

GRADE CONFIGURATION: 4-8

FIXED ASSET # 176

CHILD ACCT # 176

GENERAL FACILITY INFORMATION

Facility Snapshot:	Schaeffer Intermediate
Dates of Construction (Original/Additions/Renovations)	1959
Site Acreage	2.5
Square Footage	30,890
Demountables	None
Enrollment (2008-09)	176
Square Feet / Student	176

Signage:	
<input checked="" type="checkbox"/>	Applied Metal
<input type="checkbox"/>	Integral with bldg construction
<input type="checkbox"/>	Free Standing/ Kiosk (Building sign at street)
<input type="checkbox"/>	Electronic/ Digital
<input type="checkbox"/>	Other
<input checked="" type="checkbox"/>	Visible from all directions



FACILITY CONDITION INDEX: 55%

SYSTEM RATINGS

	System	Gen. Maint.	Minor	Mod	Major	Replace System
Building Analysis	Roofing		•			
	Exterior Walls		•			
	Exterior Windows				•	
	Exterior – Doors				•	
	Interior Floors			•		
	Interior Walls		•			
	Interior Ceilings		•			
	Interior – Other				•	
	HVAC			•		
	Electrical Lighting	•				
	Electrical Distrib.	•				
	Electrical Other	•				
	Plumbing					•
	Fire / Life Safety		•			
	Specialties				•	
	Structural	•				
	Technology			•		
Accessibility					•	
	System	Adequate		Inadequate		
Site Analysis	Parking, Lot/Drives					•
	Walkways, Drop Areas		•			
	Playgrounds/ Playfields		•			
	Site Lighting		•			
	Fencing		•			

Ratings		
1	0%	Gen. Maint.
2	10%	Minor
3	50%	Moderate
4	75%	Major
5	100%	Replace

ID	Question	Percent of Total	Rating (1-5)	Rating %	Adj %
1	Roofing	4.9%	2	10%	0.5%
2	Exterior Walls	5.4%	2	10%	0.5%
3	Exterior Windows	3.4%	4	75%	2.6%
4	Exterior – Doors	0.6%	4	75%	0.5%
5	Interior Floors	7.6%	3	50%	3.8%
6	Interior Walls	4.0%	2	10%	0.4%
7	Interior Ceilings	4.0%	2	10%	0.4%
8	Interior – Other	3.3%	4	75%	2.5%
9	HVAC	20.0%	3	50%	10.0%
10	Electrical Lighting	8.0%	1	0%	0.0%
11	Electrical Distrib.	8.0%	1	0%	0.0%
12	Electrical Other	3.0%	1	0%	0.0%
13	Plumbing	8.0%	5	100%	8.0%
14	Fire / Life Safety	5.0%	2	10%	0.5%
15	Specialties	0.8%	4	75%	0.6%
16	Structural	4.0%	1	0%	0.0%
17	Technology/ Security	5.0%	3	50%	2.5%
18	Accessibility	5.0%	5	100%	5.0%
			FCI Value		37.7%

Other Factors						
	Environmental		1		2.0%	
	Site Factor		2		4.0%	
	Bldg. Configuration		3		3.0%	
	Code Compliance		3		3.0%	
	Food Service Equipment		3		0.8%	
	Air Conditioning		5		5.0%	
	Acoustics		0		0.0%	
				Additional FCI		17.8%

SCHAEFFER PRIMARY

ADDRESS: 1235 Clairhaven Street
 Pittsburgh, PA

SCHOOL TYPE: Elementary

GRADE CONFIGURATION: K-3

FIXED ASSET # 174

CHILD ACCT # 174

GENERAL FACILITY INFORMATION

Facility Snapshot:	Schaeffer Primary
Dates of Construction (Original/Additions/Renovations)	1960
Site Acreage	1.0
Square Footage	26,780
Demountables	None
Enrollment (2008-09)	174
Square Feet / Student	154

Signage:	
<input checked="" type="checkbox"/>	Applied Metal
<input type="checkbox"/>	Integral with bldg construction
<input type="checkbox"/>	Free Standing/ Kiosk (Building sign at street)
<input type="checkbox"/>	Electronic/ Digital
<input type="checkbox"/>	Other
<input type="checkbox"/>	Visible from all directions



FACILITY CONDITION INDEX: 58%

SYSTEM RATINGS

	System	Gen. Maint.	Minor	Mod	Major	Replace System
Building Analysis	Roofing			•		
	Exterior Walls		•			
	Exterior Windows			•		
	Exterior – Doors			•		
	Interior Floors			•		
	Interior Walls		•			
	Interior Ceilings		•			
	Interior – Other					•
	HVAC				•	
	Electrical Lighting				•	
	Electrical Distrib.	•				
	Electrical Other	•				
	Plumbing				•	
	Fire / Life Safety					•
	Specialties				•	
	Structural	•				
	Technology				•	
Accessibility					•	
	System	Adequate		Inadequate		
Site Analysis	Parking, Lot/Drives					•
	Walkways, Drop Areas		•			
	Playgrounds/ Playfields		•			
	Site Lighting		•			
	Fencing		•			

Ratings		
1	0%	Gen. Maint.
2	10%	Minor
3	50%	Moderate
4	75%	Major
5	100%	Replace

ID	Question	Percent of Total	Rating (1-5)	Rating %	Adj %
1	Roofing	4.9%	3	50%	2.5%
2	Exterior Walls	5.4%	2	10%	0.5%
3	Exterior Windows	3.4%	3	50%	1.7%
4	Exterior – Doors	0.6%	3	50%	0.3%
5	Interior Floors	7.6%	3	50%	3.8%
6	Interior Walls	4.0%	2	10%	0.4%
7	Interior Ceilings	4.0%	2	10%	0.4%
8	Interior – Other	3.3%	5	100%	3.3%
9	HVAC	20.0%	3	50%	10.0%
10	Electrical Lighting	8.0%	3	50%	4.0%
11	Electrical Distrib.	8.0%	1	0%	0.0%
12	Electrical Other	3.0%	1	0%	0.0%
13	Plumbing	8.0%	4	75%	6.0%
14	Fire / Life Safety	5.0%	5	100%	5.0%
15	Specialties	0.8%	3	50%	0.4%
16	Structural	4.0%	1	0%	0.0%
17	Technology/ Security	5.0%	3	50%	2.5%
18	Accessibility	5.0%	5	100%	5.0%
				FCI Value	45.8%

Other Factors					
	Environmental		1		2.0%
	Site Factor		1		2.0%
	Bldg. Configuration		2		2.0%
	Code Compliance		1		1.0%
	Food Service Equipment		2		0.5%
	Air Conditioning		5		5.0%
	Acoustics		0		0.0%
				Additional FCI	12.5%

SPRING HILL ELEMENTARY

ADDRESS: 1351 Damas Street
 Pittsburgh, PA

SCHOOL TYPE: Elementary

GRADE CONFIGURATION: K-5

FIXED ASSET # 178

CHILD ACCT # 178

GENERAL FACILITY INFORMATION

Facility Snapshot:	Spring Hill Elementary
Dates of Construction (Original/Additions/Renovations)	1896
Site Acreage	1.7
Square Footage	37,123
Demountables	None
Enrollment (2008-09)	272
Square Feet / Student	136

Signage:	
<input type="checkbox"/>	Applied Metal
<input checked="" type="checkbox"/>	Integral with bldg construction
<input checked="" type="checkbox"/>	Free Standing/ Kiosk (Building sign at street)
<input type="checkbox"/>	Electronic/ Digital
<input type="checkbox"/>	Other
<input type="checkbox"/>	Visible from all directions



FACILITY CONDITION INDEX: 53%

SYSTEM RATINGS

	System	Gen. Maint.	Minor	Mod	Major	Replace System
Building Analysis	Roofing					•
	Exterior Walls			•		
	Exterior Windows					•
	Exterior – Doors				•	
	Interior Floors			•		
	Interior Walls			•		
	Interior Ceilings			•		
	Interior – Other				•	
	HVAC			•		
	Electrical Lighting			•		
	Electrical Distrib.			•		
	Electrical Other	•				
	Plumbing				•	
	Fire / Life Safety				•	
	Specialties				•	
	Structural		•			
	Technology			•		
Accessibility			•			
	System	Adequate		Inadequate		
Site Analysis	Parking, Lot/ Drives	•				
	Walkways, Drop Areas	•				
	Playgrounds/ Playfields	•				
	Site Lighting	•				
	Fencing	•				

Ratings		
1	0%	Gen. Maint.
2	10%	Minor
3	50%	Moderate
4	75%	Major
5	100%	Replace

ID	Question	Percent of Total	Rating (1-5)	Rating %	Adj %
1	Roofing	4.9%	5	100%	4.9%
2	Exterior Walls	5.4%	3	50%	2.7%
3	Exterior Windows	3.4%	5	100%	3.4%
4	Exterior – Doors	0.6%	4	75%	0.5%
5	Interior Floors	7.6%	3	50%	3.8%
6	Interior Walls	4.0%	3	50%	2.0%
7	Interior Ceilings	4.0%	3	50%	2.0%
8	Interior – Other	3.3%	4	75%	2.5%
9	HVAC	20.0%	2	10%	2.0%
10	Electrical Lighting	8.0%	2	10%	0.8%
11	Electrical Distrib.	8.0%	2	10%	0.8%
12	Electrical Other	3.0%	1	0%	0.0%
13	Plumbing	8.0%	4	75%	6.0%
14	Fire / Life Safety	5.0%	4	75%	3.8%
15	Specialties	0.8%	4	75%	0.6%
16	Structural	4.0%	2	10%	0.4%
17	Technology/ Security	5.0%	3	50%	2.5%
18	Accessibility	5.0%	2	10%	0.5%
				FCI Value	39.1%

Other Factors					
	Environmental		1		2.0%
	Site Factor		1		2.0%
	Bldg. Configuration		2		2.0%
	Code Compliance		3		3.0%
	Food Service Equipment		0		0.0%
	Air Conditioning		5		5.0%
	Acoustics		0		0.0%
				Additional FCI	14.0%

STEVENS

ADDRESS: 822 Crucible Street
 Pittsburgh, PA

SCHOOL TYPE: Elementary

GRADE CONFIGURATION: K-8

FIXED ASSET # 180

CHILD ACCT # 180

GENERAL FACILITY INFORMATION

Facility Snapshot:	Stevens
Dates of Construction (Original/Additions/Renovations)	1938
Site Acreage	1.5
Square Footage	64,079
Demountables	None
Enrollment (2008-09)	328
Square Feet / Student	195

Signage:	
<input checked="" type="checkbox"/>	Applied Metal
<input type="checkbox"/>	Integral with bldg construction
<input type="checkbox"/>	Free Standing/ Kiosk (Building sign at street)
<input type="checkbox"/>	Electronic/ Digital
<input type="checkbox"/>	Other
<input type="checkbox"/>	Visible from all directions



FACILITY CONDITION INDEX: 59%

SYSTEM RATINGS

	System	Gen. Maint.	Minor	Mod	Major	Replace System
Building Analysis	Roofing		•			
	Exterior Walls		•			
	Exterior Windows		•			
	Exterior – Doors		•			
	Interior Floors		•			
	Interior Walls		•			
	Interior Ceilings			•		
	Interior – Other				•	
	HVAC				•	
	Electrical Lighting				•	
	Electrical Distrib.					•
	Electrical Other					•
	Plumbing				•	
	Fire / Life Safety		•			
	Specialties				•	
	Structural	•				
	Technology	•				
Accessibility					•	
	System	Adequate		Inadequate		
Site Analysis	Parking, Lot/Drives					•
	Walkways, Drop Areas		•			
	Playgrounds/ Playfields					•
	Site Lighting		•			
	Fencing					•

Ratings		
1	0%	Gen. Maint.
2	10%	Minor
3	50%	Moderate
4	75%	Major
5	100%	Replace

ID	Question	Percent of Total	Rating (1-5)	Rating %	Adj %
1	Roofing	4.9%	2	10%	0.5%
2	Exterior Walls	5.4%	2	10%	0.5%
3	Exterior Windows	3.4%	2	10%	0.3%
4	Exterior – Doors	0.6%	2	10%	0.1%
5	Interior Floors	7.6%	2	10%	0.8%
6	Interior Walls	4.0%	2	10%	0.4%
7	Interior Ceilings	4.0%	3	50%	2.0%
8	Interior – Other	3.3%	4	75%	2.5%
9	HVAC	20.0%	3	50%	10.0%
10	Electrical Lighting	8.0%	3	50%	4.0%
11	Electrical Distrib.	8.0%	5	100%	8.0%
12	Electrical Other	3.0%	5	100%	3.0%
13	Plumbing	8.0%	3	50%	4.0%
14	Fire / Life Safety	5.0%	2	10%	0.5%
15	Specialties	0.8%	3	50%	0.4%
16	Structural	4.0%	1	0%	0.0%
17	Technology/ Security	5.0%	1	0%	0.0%
18	Accessibility	5.0%	5	100%	5.0%
				FCI Value	42.0%

Other Factors					
	Environmental		1		2.0%
	Site Factor		2		4.0%
	Bldg. Configuration		2		2.0%
	Code Compliance		3		3.0%
	Food Service Equipment		3		0.8%
	Air Conditioning		5		5.0%
	Acoustics		0		0.0%
				Additional FCI	16.8%

SUNNYSIDE

ADDRESS: 4801 Stanton Avenue
 Pittsburgh, PA

SCHOOL TYPE: Elementary

GRADE CONFIGURATION: K-8

FIXED ASSET # 181

CHILD ACCT # 181

GENERAL FACILITY INFORMATION

Facility Snapshot:	Sunnyside
Dates of Construction (Original/Additions/Renovations)	1954, 2006
Site Acreage	14.5
Square Footage	68,160
Demountables	None
Enrollment (2008-09)	388
Square Feet / Student	176

Signage:	
<input checked="" type="checkbox"/>	Applied Metal
<input type="checkbox"/>	Integral with bldg construction
<input checked="" type="checkbox"/>	Free Standing/ Kiosk (Building sign at street)
<input type="checkbox"/>	Electronic/ Digital
<input type="checkbox"/>	Other
<input checked="" type="checkbox"/>	Visible from all directions



FACILITY CONDITION INDEX: 47%

SYSTEM RATINGS

	System	Gen. Maint.	Minor	Mod	Major	Replace System
Building Analysis	Roofing	•				
	Exterior Walls	•				
	Exterior Windows	•				
	Exterior – Doors	•				
	Interior Floors		•			
	Interior Walls			•		
	Interior Ceilings			•		
	Interior – Other			•		
	HVAC				•	
	Electrical Lighting				•	
	Electrical Distrib.	•				
	Electrical Other		•			
	Plumbing					•
	Fire / Life Safety		•			
	Specialties				•	
	Structural	•				
	Technology	•				
	Accessibility			•		
	System	Adequate		Inadequate		
Site Analysis	Parking, Lot/Drives		•			
	Walkways, Drop Areas		•			
	Playgrounds/ Playfields					•
	Site Lighting		•			
	Fencing		•			

Ratings		
1	0%	Gen. Maint.
2	10%	Minor
3	50%	Moderate
4	75%	Major
5	100%	Replace

ID	Question	Percent of Total	Rating (1-5)	Rating %	Adj %
1	Roofing	4.9%	1	0%	0.0%
2	Exterior Walls	5.4%	1	0%	0.0%
3	Exterior Windows	3.4%	1	0%	0.0%
4	Exterior – Doors	0.6%	1	0%	0.0%
5	Interior Floors	7.6%	2	10%	0.8%
6	Interior Walls	4.0%	3	50%	2.0%
7	Interior Ceilings	4.0%	3	50%	2.0%
8	Interior – Other	3.3%	3	50%	1.7%
9	HVAC	20.0%	4	75%	15.0%
10	Electrical Lighting	8.0%	4	75%	6.0%
11	Electrical Distrib.	8.0%	1	0%	0.0%
12	Electrical Other	3.0%	2	10%	0.3%
13	Plumbing	8.0%	5	100%	8.0%
14	Fire / Life Safety	5.0%	2	10%	0.5%
15	Specialties	0.8%	4	75%	0.6%
16	Structural	4.0%	1	0%	0.0%
17	Technology/ Security	5.0%	1	0%	0.0%
18	Accessibility	5.0%	3	50%	2.5%
			FCI Value		39.3%

Other Factors					
	Environmental		1		2.0%
	Site Factor		1		2.0%
	Bldg. Configuration		1		1.0%
	Code Compliance		0		0.0%
	Food Service Equipment		0		0.0%
	Air Conditioning		3		3.0%
	Acoustics		0		0.0%
			Additional FCI		8.0%

VANN

ADDRESS: 631 Watt Street
 Pittsburgh, PA

SCHOOL TYPE: Elementary

GRADE CONFIGURATION: K-8

FIXED ASSET # 183

CHILD ACCT # 183

GENERAL FACILITY INFORMATION

Facility Snapshot:	Vann
Dates of Construction (Original/Additions/Renovations)	1914
Site Acreage	1.9
Square Footage	68,054
Demountables	None
Enrollment (2008-09)	240
Square Feet / Student	284

Signage:	
<input type="checkbox"/>	Applied Metal
<input type="checkbox"/>	Integral with bldg construction
<input type="checkbox"/>	Free Standing/ Kiosk (Building sign at street)
<input type="checkbox"/>	Electronic/ Digital
<input checked="" type="checkbox"/>	Other (Banner)
<input type="checkbox"/>	Visible from all directions



FACILITY CONDITION INDEX: 60%

SYSTEM RATINGS

	System	Gen. Maint.	Minor	Mod	Major	Replace System
Building Analysis	Roofing					•
	Exterior Walls				•	
	Exterior Windows				•	
	Exterior – Doors				•	
	Interior Floors				•	
	Interior Walls			•		
	Interior Ceilings		•			
	Interior – Other				•	
	HVAC				•	
	Electrical Lighting	•				
	Electrical Distrib.	•				
	Electrical Other	•				
	Plumbing		•			
	Fire / Life Safety			•		
	Specialties					•
	Structural		•			
	Technology	•				
	Accessibility		•			
	System	Adequate		Inadequate		
Site Analysis	Parking, Lot/Drives					•
	Walkways, Drop Areas		•			
	Playgrounds/ Playfields					•
	Site Lighting		•			
	Fencing					•

Ratings		
1	0%	Gen. Maint.
2	10%	Minor
3	50%	Moderate
4	75%	Major
5	100%	Replace

ID	Question	Percent of Total	Rating (1-5)	Rating %	Adj %
1	Roofing	4.9%	5	100%	4.9%
2	Exterior Walls	5.4%	4	75%	4.1%
3	Exterior Windows	3.4%	4	75%	2.6%
4	Exterior – Doors	0.6%	4	75%	0.5%
5	Interior Floors	7.6%	4	75%	5.7%
6	Interior Walls	4.0%	3	50%	2.0%
7	Interior Ceilings	4.0%	2	10%	0.4%
8	Interior – Other	3.3%	4	75%	2.5%
9	HVAC	20.0%	4	75%	15.0%
10	Electrical Lighting	8.0%	1	0%	0.0%
11	Electrical Distrib.	8.0%	1	0%	0.0%
12	Electrical Other	3.0%	1	0%	0.0%
13	Plumbing	8.0%	2	10%	0.8%
14	Fire / Life Safety	5.0%	3	50%	2.5%
15	Specialties	0.8%	5	100%	0.8%
16	Structural	4.0%	2	10%	0.4%
17	Technology/ Security	5.0%	1	0%	0.0%
18	Accessibility	5.0%	2	10%	0.5%
				FCI Value	42.5%

Other Factors					
	Environmental		2		4.0%
	Site Factor		2		4.0%
	Bldg. Configuration		2		2.0%
	Code Compliance		2		2.0%
	Food Service Equipment		0		0.0%
	Air Conditioning		5		5.0%
	Acoustics		0		0.0%
				Additional FCI	17.0%

WEIL ELEMENTARY

ADDRESS: 2250 Centre Avenue
 Pittsburgh, PA

SCHOOL TYPE: Elementary

GRADE CONFIGURATION: PK-8

FIXED ASSET # 184

CHILD ACCT # 184

GENERAL FACILITY INFORMATION

Facility Snapshot:	Weil Elementary
Dates of Construction (Original/Additions/Renovations)	1942, 2001
Site Acreage	1.7
Square Footage	83,552
Demountables	None
Enrollment (2008-09)	351
Square Feet / Student	238

Signage:	
<input checked="" type="checkbox"/>	Applied Metal
<input checked="" type="checkbox"/>	Integral with bldg construction
<input type="checkbox"/>	Free Standing/ Kiosk (Building sign at street)
<input type="checkbox"/>	Electronic/ Digital
<input type="checkbox"/>	Other
<input type="checkbox"/>	Visible from all directions



FACILITY CONDITION INDEX: 48%

SYSTEM RATINGS

	System	Gen. Maint.	Minor	Mod	Major	Replace System
Building Analysis	Roofing		•			
	Exterior Walls		•			
	Exterior Windows		•			
	Exterior – Doors		•			
	Interior Floors			•		
	Interior Walls		•			
	Interior Ceilings			•		
	Interior – Other				•	
	HVAC					•
	Electrical Lighting	•				
	Electrical Distrib.	•				
	Electrical Other	•				
	Plumbing		•			
	Fire / Life Safety		•			
	Specialties		•			
	Structural				•	
	Technology	•				
	Accessibility		•			
	System	Adequate		Inadequate		
Site Analysis	Parking, Lot/ Drives	•				
	Walkways, Drop Areas	•				
	Playgrounds/ Playfields			•		
	Site Lighting	•				
	Fencing	•				

Ratings		
1	0%	Gen. Maint.
2	10%	Minor
3	50%	Moderate
4	75%	Major
5	100%	Replace

ID	Question	Percent of Total	Rating (1-5)	Rating %	Adj %
1	Roofing	4.9%	2	10%	0.5%
2	Exterior Walls	5.4%	2	10%	0.5%
3	Exterior Windows	3.4%	2	10%	0.3%
4	Exterior – Doors	0.6%	2	10%	0.1%
5	Interior Floors	7.6%	3	50%	3.8%
6	Interior Walls	4.0%	2	10%	0.4%
7	Interior Ceilings	4.0%	3	50%	2.0%
8	Interior – Other	3.3%	4	75%	2.5%
9	HVAC	20.0%	5	100%	20.0%
10	Electrical Lighting	8.0%	1	0%	0.0%
11	Electrical Distrib.	8.0%	1	0%	0.0%
12	Electrical Other	3.0%	1	0%	0.0%
13	Plumbing	8.0%	2	10%	0.8%
14	Fire / Life Safety	5.0%	2	10%	0.5%
15	Specialties	0.8%	2	10%	0.1%
16	Structural	4.0%	4	75%	3.0%
17	Technology/ Security	5.0%	1	0%	0.0%
18	Accessibility	5.0%	2	10%	0.5%
				FCI Value	35.0%

Other Factors					
	Environmental		1		2.0%
	Site Factor		2		4.0%
	Bldg. Configuration		0		0.0%
	Code Compliance		2		2.0%
	Food Service Equipment		1		0.3%
	Air Conditioning		5		5.0%
	Acoustics		0		0.0%
				Additional FCI	13.3%

WEST LIBERTY ELEMENTARY

ADDRESS: 785 Dunster Street
 Pittsburgh, PA

SCHOOL TYPE: Elementary

GRADE CONFIGURATION: K-5

FIXED ASSET # 185

CHILD ACCT # 185

GENERAL FACILITY INFORMATION

Facility Snapshot:	West Liberty Elementary
Dates of Construction (Original/Additions/Renovations)	1938
Site Acreage	12.4
Square Footage	36,090
Demountables	None
Enrollment (2008-09)	294
Square Feet / Student	123

Signage:	
<input checked="" type="checkbox"/>	Applied Metal
<input checked="" type="checkbox"/>	Integral with bldg construction
<input type="checkbox"/>	Free Standing/ Kiosk (Building sign at street)
<input type="checkbox"/>	Electronic/ Digital
<input type="checkbox"/>	Other
<input type="checkbox"/>	Visible from all directions



FACILITY CONDITION INDEX: 34%

SYSTEM RATINGS

	System	Gen. Maint.	Minor	Mod	Major	Replace System
Building Analysis	Roofing		•			
	Exterior Walls			•		
	Exterior Windows	•				
	Exterior – Doors		•			
	Interior Floors			•		
	Interior Walls			•		
	Interior Ceilings			•		
	Interior – Other		•			
	HVAC		•			
	Electrical Lighting	•				
	Electrical Distrib.		•			
	Electrical Other				•	
	Plumbing	•				
	Fire / Life Safety			•		
	Specialties		•			
	Structural	•				
	Technology				•	
Accessibility	•					
	System	Adequate		Inadequate		
Site Analysis	Parking, Lot/ Drives	•				
	Walkways, Drop Areas	•				
	Playgrounds/ Playfields			•		
	Site Lighting	•				
	Fencing	•				

Ratings		
1	0%	Gen. Maint.
2	10%	Minor
3	50%	Moderate
4	75%	Major
5	100%	Replace

ID	Question	Percent of Total	Rating (1-5)	Rating %	Adj %
1	Roofing	4.9%	2	10%	0.5%
2	Exterior Walls	5.4%	3	50%	2.7%
3	Exterior Windows	3.4%	1	0%	0.0%
4	Exterior – Doors	0.6%	2	10%	0.1%
5	Interior Floors	7.6%	3	50%	3.8%
6	Interior Walls	4.0%	3	50%	2.0%
7	Interior Ceilings	4.0%	3	50%	2.0%
8	Interior – Other	3.3%	2	10%	0.3%
9	HVAC	20.0%	2	10%	2.0%
10	Electrical Lighting	8.0%	1	0%	0.0%
11	Electrical Distrib.	8.0%	2	10%	0.8%
12	Electrical Other	3.0%	4	75%	2.3%
13	Plumbing	8.0%	1	0%	0.0%
14	Fire / Life Safety	5.0%	3	50%	2.5%
15	Specialties	0.8%	2	10%	0.1%
16	Structural	4.0%	1	0%	0.0%
17	Technology/ Security	5.0%	4	75%	3.8%
18	Accessibility	5.0%	1	0%	0.0%
				FCI Value	22.8%

Other Factors					
	Environmental		1		2.0%
	Site Factor		0		0.0%
	Bldg. Configuration		3		3.0%
	Code Compliance		1		1.0%
	Food Service Equipment		0		0.0%
	Air Conditioning		5		5.0%
	Acoustics		0		0.0%
				Additional FCI	11.0%

WESTWOOD

ADDRESS: 508 Shadyhill Road
 Pittsburgh, PA

SCHOOL TYPE: Elementary

GRADE CONFIGURATION: K-8

FIXED ASSET # 186

CHILD ACCT # 186

GENERAL FACILITY INFORMATION

Facility Snapshot:	Westwood
Dates of Construction (Original/Additions/Renovations)	1956
Site Acreage	12.7
Square Footage	63,178
Demountables	None
Enrollment (2008-09)	345
Square Feet / Student	183

Signage:	
<input checked="" type="checkbox"/>	Applied Metal
<input type="checkbox"/>	Integral with bldg construction
<input type="checkbox"/>	Free Standing/ Kiosk (Building sign at street)
<input type="checkbox"/>	Electronic/ Digital
<input type="checkbox"/>	Other (Banner)
<input type="checkbox"/>	Visible from all directions



FACILITY CONDITION INDEX: 63%

SYSTEM RATINGS

	System	Gen. Maint.	Minor	Mod	Major	Replace System
Building Analysis	Roofing				•	
	Exterior Walls		•			
	Exterior Windows		•			
	Exterior – Doors			•		
	Interior Floors			•		
	Interior Walls			•		
	Interior Ceilings		•			
	Interior – Other				•	
	HVAC				•	
	Electrical Lighting				•	
	Electrical Distrib.	•				
	Electrical Other	•				
	Plumbing				•	
	Fire / Life Safety					•
	Specialties		•			
	Structural	•				
	Technology			•		
Accessibility					•	
	System	Adequate		Inadequate		
Site Analysis	Parking, Lot/Drives				•	
	Walkways, Drop Areas				•	
	Playgrounds/ Playfields		•			
	Site Lighting		•			
	Fencing		•			

Ratings		
1	0%	Gen. Maint.
2	10%	Minor
3	50%	Moderate
4	75%	Major
5	100%	Replace

ID	Question	Percent of Total	Rating (1-5)	Rating %	Adj %
1	Roofing	4.9%	4	75%	3.7%
2	Exterior Walls	5.4%	2	10%	0.5%
3	Exterior Windows	3.4%	2	10%	0.3%
4	Exterior – Doors	0.6%	3	50%	0.3%
5	Interior Floors	7.6%	3	50%	3.8%
6	Interior Walls	4.0%	3	50%	2.0%
7	Interior Ceilings	4.0%	2	10%	0.4%
8	Interior – Other	3.3%	4	75%	2.5%
9	HVAC	20.0%	4	75%	15.0%
10	Electrical Lighting	8.0%	3	50%	4.0%
11	Electrical Distrib.	8.0%	1	0%	0.0%
12	Electrical Other	3.0%	1	0%	0.0%
13	Plumbing	8.0%	4	75%	6.0%
14	Fire / Life Safety	5.0%	5	100%	5.0%
15	Specialties	0.8%	2	10%	0.1%
16	Structural	4.0%	1	0%	0.0%
17	Technology/ Security	5.0%	3	50%	2.5%
18	Accessibility	5.0%	5	100%	5.0%
			FCI Value		51.1%

Other Factors					
	Environmental		1	2.0%	
	Site Factor		2	4.0%	
	Bldg. Configuration		0	0.0%	
	Code Compliance		1	1.0%	
	Food Service Equipment		0	0.0%	
	Air Conditioning		5	5.0%	
	Acoustics		0	0.0%	
			Additional FCI		12.0%

WHITTIER ELEMENTARY

ADDRESS: 150 Meridan Street
 Pittsburgh, PA

SCHOOL TYPE: Elementary

GRADE CONFIGURATION: K-5

FIXED ASSET # 187

CHILD ACCT # 187

GENERAL FACILITY INFORMATION

Facility Snapshot:	Whittier Elementary
Dates of Construction (Original/Additions/Renovations)	1938
Site Acreage	3.5
Square Footage	45,346
Demountables	None
Enrollment (2008-09)	248
Square Feet / Student	183

Signage:	
<input checked="" type="checkbox"/>	Applied Metal
<input checked="" type="checkbox"/>	Integral with bldg construction
<input checked="" type="checkbox"/>	Free Standing/ Kiosk (Building sign at street)
<input type="checkbox"/>	Electronic/ Digital
<input type="checkbox"/>	Other
<input type="checkbox"/>	Visible from all directions



FACILITY CONDITION INDEX: 45%

SYSTEM RATINGS

	System	Gen. Maint.	Minor	Mod	Major	Replace System
Building Analysis	Roofing		•			
	Exterior Walls		•			
	Exterior Windows		•			
	Exterior – Doors					•
	Interior Floors		•			
	Interior Walls		•			
	Interior Ceilings		•			
	Interior – Other			•		
	HVAC		•			
	Electrical Lighting				•	
	Electrical Distrib.					•
	Electrical Other					•
	Plumbing		•			
	Fire / Life Safety		•			
	Specialties		•			
	Structural		•			
	Technology		•			
Accessibility					•	
	System	Adequate		Inadequate		
Site Analysis	Parking, Lot/ Drives	•				
	Walkways, Drop Areas	•				
	Playgrounds/ Playfields			•		
	Site Lighting	•				
	Fencing	•				

Ratings		
1	0%	Gen. Maint.
2	10%	Minor
3	50%	Moderate
4	75%	Major
5	100%	Replace

ID	Question	Percent of Total	Rating (1-5)	Rating %	Adj %
1	Roofing	4.9%	2	10%	0.5%
2	Exterior Walls	5.4%	2	10%	0.5%
3	Exterior Windows	3.4%	2	10%	0.3%
4	Exterior – Doors	0.6%	5	100%	0.6%
5	Interior Floors	7.6%	2	10%	0.8%
6	Interior Walls	4.0%	2	10%	0.4%
7	Interior Ceilings	4.0%	2	10%	0.4%
8	Interior – Other	3.3%	3	50%	1.7%
9	HVAC	20.0%	2	10%	2.0%
10	Electrical Lighting	8.0%	3	50%	4.0%
11	Electrical Distrib.	8.0%	5	100%	8.0%
12	Electrical Other	3.0%	5	100%	3.0%
13	Plumbing	8.0%	2	10%	0.8%
14	Fire / Life Safety	5.0%	2	10%	0.5%
15	Specialties	0.8%	2	10%	0.1%
16	Structural	4.0%	2	10%	0.4%
17	Technology/ Security	5.0%	2	10%	0.5%
18	Accessibility	5.0%	4	75%	3.8%
			FCI Value		28.2%

Other Factors					
	Environmental		2		4.0%
	Site Factor		3		6.0%
	Bldg. Configuration		0		0.0%
	Code Compliance		1		1.0%
	Food Service Equipment		3		0.8%
	Air Conditioning		5		5.0%
	Acoustics		0		0.0%
			Additional FCI		16.8%

WOOLSLAIR

ADDRESS: 501 40th Street
 Pittsburgh, PA

SCHOOL TYPE: Elementary

GRADE CONFIGURATION: K-5

FIXED ASSET # 189

CHILD ACCT # 189

GENERAL FACILITY INFORMATION

Facility Snapshot:	Woolslair
Dates of Construction (Original/Additions/Renovations)	1897
Site Acreage	0.8
Square Footage	40,421
Demountables	None
Enrollment (2008-09)	209
Square Feet / Student	193

Signage:	
<input type="checkbox"/>	Applied Metal
<input type="checkbox"/>	Integral with bldg construction
<input checked="" type="checkbox"/>	Free Standing/ Kiosk (Building sign at street)
<input type="checkbox"/>	Electronic/ Digital
<input type="checkbox"/>	Other
<input type="checkbox"/>	Visible from all directions



FACILITY CONDITION INDEX: 45%

SYSTEM RATINGS

	System	Gen. Maint.	Minor	Mod	Major	Replace System
Building Analysis	Roofing				•	
	Exterior Walls		•			
	Exterior Windows				•	
	Exterior – Doors			•		
	Interior Floors		•			
	Interior Walls			•		
	Interior Ceilings		•			
	Interior – Other			•		
	HVAC		•			
	Electrical Lighting		•			
	Electrical Distrib.			•		
	Electrical Other		•			
	Plumbing		•			
	Fire / Life Safety		•			
	Specialties			•		
	Structural		•			
	Technology		•			
Accessibility					•	
	System	Adequate		Inadequate		
Site Analysis	Parking, Lot/ Drives				•	
	Walkways, Drop Areas		•			
	Playgrounds/ Playfields				•	
	Site Lighting		•			
	Fencing		•			

Ratings		
1	0%	Gen. Maint.
2	10%	Minor
3	50%	Moderate
4	75%	Major
5	100%	Replace

ID	Question	Percent of Total	Rating (1-5)	Rating %	Adj %
1	Roofing	4.9%	4	75%	3.7%
2	Exterior Walls	5.4%	2	10%	0.5%
3	Exterior Windows	3.4%	4	75%	2.6%
4	Exterior – Doors	0.6%	3	50%	0.3%
5	Interior Floors	7.6%	2	10%	0.8%
6	Interior Walls	4.0%	3	50%	2.0%
7	Interior Ceilings	4.0%	2	10%	0.4%
8	Interior – Other	3.3%	3	50%	1.7%
9	HVAC	20.0%	2	10%	2.0%
10	Electrical Lighting	8.0%	2	10%	0.8%
11	Electrical Distrib.	8.0%	3	50%	4.0%
12	Electrical Other	3.0%	2	10%	0.3%
13	Plumbing	8.0%	2	10%	0.8%
14	Fire / Life Safety	5.0%	2	10%	0.5%
15	Specialties	0.8%	3	50%	0.4%
16	Structural	4.0%	2	10%	0.4%
17	Technology/ Security	5.0%	2	10%	0.5%
18	Accessibility	5.0%	4	75%	3.8%
				FCI Value	25.3%

Other Factors					
	Environmental		3		6.0%
	Site Factor		3		6.0%
	Bldg. Configuration		1		1.0%
	Code Compliance		1		1.0%
	Food Service Equipment		1		0.3%
	Air Conditioning		5		5.0%
	Acoustics		0		0.0%
				Additional FCI	19.3%

ALLEGHENY ANNEX

ADDRESS: 810 Arch Street
 Pittsburgh, PA

SCHOOL TYPE: Middle

GRADE CONFIGURATION: 6-8

FIXED ASSET # 204

CHILD ACCT # 204



GENERAL FACILITY INFORMATION

Facility Snapshot:	Allegheny Annex
Dates of Construction (Original/Additions/Renovations)	1904
Site Acreage	1.4
Square Footage	147,453 Shared
Demountables	None
Enrollment (2008-09)	293
Square Feet / Student	199



Signage:	
<input checked="" type="checkbox"/>	Applied Metal
<input type="checkbox"/>	Integral with bldg construction
<input type="checkbox"/>	Free Standing/ Kiosk (Building sign at street)
<input type="checkbox"/>	Electronic/ Digital
<input type="checkbox"/>	Other
<input type="checkbox"/>	Visible from all directions



FACILITY CONDITION INDEX: 34%

SYSTEM RATINGS

	System	Gen. Maint.	Minor	Mod	Major	Replace System
Building Analysis	Roofing					•
	Exterior Walls		•			
	Exterior Windows	•				
	Exterior – Doors	•				
	Interior Floors		•			
	Interior Walls		•			
	Interior Ceilings		•			
	Interior – Other				•	
	HVAC		•			
	Electrical Lighting	•				
	Electrical Distrib.		•			
	Electrical Other		•			
	Plumbing				•	
	Fire / Life Safety			•		
	Specialties		•			
	Structural	•				
	Technology		•			
Accessibility				•		
	System	Adequate		Inadequate		
Site Analysis	Parking, Lot/Drives		•			
	Walkways, Drop Areas		•			
	Playgrounds/ Playfields		•			
	Site Lighting		•			
	Fencing					•

Ratings		
1	0%	Gen. Maint.
2	10%	Minor
3	50%	Moderate
4	75%	Major
5	100%	Replace

ID	Question	Percent of Total	Rating (1-5)	Rating %	Adj %
1	Roofing	4.9%	5	100%	4.9%
2	Exterior Walls	5.4%	2	10%	0.5%
3	Exterior Windows	3.4%	1	0%	0.0%
4	Exterior – Doors	0.6%	1	0%	0.0%
5	Interior Floors	7.6%	2	10%	0.8%
6	Interior Walls	4.0%	2	10%	0.4%
7	Interior Ceilings	4.0%	2	10%	0.4%
8	Interior – Other	3.3%	4	75%	2.5%
9	HVAC	20.0%	2	10%	2.0%
10	Electrical Lighting	8.0%	1	0%	0.0%
11	Electrical Distrib.	8.0%	2	10%	0.8%
12	Electrical Other	3.0%	2	10%	0.3%
13	Plumbing	8.0%	4	75%	6.0%
14	Fire / Life Safety	5.0%	3	50%	2.5%
15	Specialties	0.8%	2	10%	0.1%
16	Structural	4.0%	1	0%	0.0%
17	Technology/ Security	5.0%	2	10%	0.5%
18	Accessibility	5.0%	3	50%	2.5%
				FCI Value	24.2%

Other Factors					
	Environmental		1		2.0%
	Site Factor		1		2.0%
	Bldg. Configuration		0		0.0%
	Code Compliance		2		2.0%
	Food Service Equipment		0		0.0%
	Air Conditioning		4		4.0%
	Acoustics		0		0.0%
				Additional FCI	10.0%

ARSENAL 6-8

ADDRESS: 220 40th Street
 Pittsburgh, PA

SCHOOL TYPE: Middle

GRADE CONFIGURATION: 6-8

FIXED ASSET # 298

CHILD ACCT # 298

GENERAL FACILITY INFORMATION

Facility Snapshot:	Arsenal 6-8
Dates of Construction (Original/Additions/Renovations)	1930
Site Acreage	4.2
Square Footage	167,962
Demountables	None
Enrollment (2008-09)	412
Square Feet / Student	408

Signage:	
<input checked="" type="checkbox"/>	Applied Metal
<input type="checkbox"/>	Integral with bldg construction
<input type="checkbox"/>	Free Standing/ Kiosk (Building sign at street)
<input type="checkbox"/>	Electronic/ Digital
<input type="checkbox"/>	Other
<input type="checkbox"/>	Visible from all directions



FACILITY CONDITION INDEX: 44%

SYSTEM RATINGS

	System	Gen. Maint.	Minor	Mod	Major	Replace System
Building Analysis	Roofing	•				
	Exterior Walls	•				
	Exterior Windows	•				
	Exterior – Doors	•				
	Interior Floors		•			
	Interior Walls		•			
	Interior Ceilings		•			
	Interior – Other			•		
	HVAC				•	
	Electrical Lighting			•		
	Electrical Distrib.		•			
	Electrical Other	•				
	Plumbing				•	
	Fire / Life Safety			•		
	Specialties			•		
	Structural		•			
	Technology	•				
Accessibility		•				
	System	Adequate		Inadequate		
Site Analysis	Parking, Lot/Drives					•
	Walkways, Drop Areas		•			
	Playgrounds/ Playfields		•			
	Site Lighting		•			
	Fencing					•

Ratings		
1	0%	Gen. Maint.
2	10%	Minor
3	50%	Moderate
4	75%	Major
5	100%	Replace

ID	Question	Percent of Total	Rating (1-5)	Rating %	Adj %
1	Roofing	4.9%	1	0%	0.0%
2	Exterior Walls	5.4%	1	0%	0.0%
3	Exterior Windows	3.4%	1	0%	0.0%
4	Exterior – Doors	0.6%	1	0%	0.0%
5	Interior Floors	7.6%	2	10%	0.8%
6	Interior Walls	4.0%	2	10%	0.4%
7	Interior Ceilings	4.0%	2	10%	0.4%
8	Interior – Other	3.3%	3	50%	1.7%
9	HVAC	20.0%	4	75%	15.0%
10	Electrical Lighting	8.0%	3	50%	4.0%
11	Electrical Distrib.	8.0%	2	10%	0.8%
12	Electrical Other	3.0%	1	0%	0.0%
13	Plumbing	8.0%	4	75%	6.0%
14	Fire / Life Safety	5.0%	3	50%	2.5%
15	Specialties	0.8%	3	50%	0.4%
16	Structural	4.0%	2	10%	0.4%
17	Technology/ Security	5.0%	1	0%	0.0%
18	Accessibility	5.0%	2	10%	0.5%
			FCI Value		32.8%

Other Factors						
	Environmental		1		2.0%	
	Site Factor		2		4.0%	
	Bldg. Configuration		0		0.0%	
	Code Compliance		0		0.0%	
	Food Service Equipment		1		0.3%	
	Air Conditioning		5		5.0%	
	Acoustics		0		0.0%	
				Additional FCI		11.3%

CLASSICAL ACADEMY

ADDRESS: 1463 Chartiers Avenue 3rd Floor
 Pittsburgh, PA

SCHOOL TYPE: Middle

GRADE CONFIGURATION: 6-8

FIXED ASSET # 299

CHILD ACCT # 215

GENERAL FACILITY INFORMATION

Facility Snapshot:	Classical Academy
Dates of Construction (Original/Additions/Renovations)	1974
Site Acreage	36.3
Square Footage	224,105
Demountables	None
Enrollment (2008-09)	348
Square Feet / Student	644

Signage:	
<input checked="" type="checkbox"/>	Applied Metal
<input type="checkbox"/>	Integral with bldg construction
<input checked="" type="checkbox"/>	Free Standing/ Kiosk (Building sign at street)
<input type="checkbox"/>	Electronic/ Digital
<input type="checkbox"/>	Other
<input type="checkbox"/>	Visible from all directions



FACILITY CONDITION INDEX: 33%

SYSTEM RATINGS

	System	Gen. Maint.	Minor	Mod	Major	Replace System
Building Analysis	Roofing		•			
	Exterior Walls		•			
	Exterior Windows		•			
	Exterior – Doors	•				
	Interior Floors			•		
	Interior Walls			•		
	Interior Ceilings					•
	Interior – Other			•		
	HVAC		•			
	Electrical Lighting			•		
	Electrical Distrib.	•				
	Electrical Other	•				
	Plumbing		•			
	Fire / Life Safety			•		
	Specialties		•			
	Structural	•				
	Technology	•				
Accessibility		•				
	System	Adequate		Inadequate		
Site Analysis	Parking, Lot/Drives					•
	Walkways, Drop Areas					•
	Playgrounds/ Playfields					•
	Site Lighting		•			
	Fencing					•

Ratings		
1	0%	Gen. Maint.
2	10%	Minor
3	50%	Moderate
4	75%	Major
5	100%	Replace

ID	Question	Percent of Total	Rating (1-5)	Rating %	Adj %
1	Roofing	4.9%	2	10%	0.5%
2	Exterior Walls	5.4%	2	10%	0.5%
3	Exterior Windows	3.4%	2	10%	0.3%
4	Exterior – Doors	0.6%	1	0%	0.0%
5	Interior Floors	7.6%	3	50%	3.8%
6	Interior Walls	4.0%	3	50%	2.0%
7	Interior Ceilings	4.0%	5	100%	4.0%
8	Interior – Other	3.3%	3	50%	1.7%
9	HVAC	20.0%	2	10%	2.0%
10	Electrical Lighting	8.0%	3	50%	4.0%
11	Electrical Distrib.	8.0%	1	0%	0.0%
12	Electrical Other	3.0%	1	0%	0.0%
13	Plumbing	8.0%	2	10%	0.8%
14	Fire / Life Safety	5.0%	3	50%	2.5%
15	Specialties	0.8%	2	10%	0.1%
16	Structural	4.0%	1	0%	0.0%
17	Technology/ Security	5.0%	1	0%	0.0%
18	Accessibility	5.0%	2	10%	0.5%
				FCI Value	22.7%

Other Factors					
	Environmental		1		2.0%
	Site Factor		3		6.0%
	Bldg. Configuration		0		0.0%
	Code Compliance		2		2.0%
	Food Service Equipment		0		0.0%
	Air Conditioning		0		0.0%
	Acoustics		0		0.0%
				Additional FCI	10.0%

FRICK INTERNATIONAL STUDIES

ADDRESS: 107 Thackeray Street
 Pittsburgh, PA

SCHOOL TYPE: Middle

GRADE CONFIGURATION: 6-9

FIXED ASSET # 232

CHILD ACCT # 232

GENERAL FACILITY INFORMATION

Facility Snapshot:	Frick International Studies
Dates of Construction (Original/Additions/Renovations)	1927
Site Acreage	2.6
Square Footage	128,840
Demountables	None
Enrollment (2008-09)	562
Square Feet / Student	229

Signage:	
<input checked="" type="checkbox"/>	Applied Metal
<input type="checkbox"/>	Integral with bldg construction
<input type="checkbox"/>	Free Standing/ Kiosk (Building sign at street)
<input type="checkbox"/>	Electronic/ Digital
<input type="checkbox"/>	Other
<input checked="" type="checkbox"/>	Visible from all directions



FACILITY CONDITION INDEX: 17%

SYSTEM RATINGS

	System	Gen. Maint.	Minor	Mod	Major	Replace System
Building Analysis	Roofing				•	
	Exterior Walls		•			
	Exterior Windows			•		
	Exterior – Doors	•				
	Interior Floors		•			
	Interior Walls		•			
	Interior Ceilings		•			
	Interior – Other		•			
	HVAC		•			
	Electrical Lighting		•			
	Electrical Distrib.		•			
	Electrical Other		•			
	Plumbing		•			
	Fire / Life Safety	•				
	Specialties	•				
	Structural	•				
	Technology	•				
Accessibility	•					
	System	Adequate		Inadequate		
Site Analysis	Parking, Lot/Drives					•
	Walkways, Drop Areas		•			
	Playgrounds/ Playfields					•
	Site Lighting		•			
	Fencing					•

Ratings		
1	0%	Gen. Maint.
2	10%	Minor
3	50%	Moderate
4	75%	Major
5	100%	Replace

ID	Question	Percent of Total	Rating (1-5)	Rating %	Adj %
1	Roofing	4.9%	4	75%	3.7%
2	Exterior Walls	5.4%	2	10%	0.5%
3	Exterior Windows	3.4%	3	50%	1.7%
4	Exterior – Doors	0.6%	1	0%	0.0%
5	Interior Floors	7.6%	2	10%	0.8%
6	Interior Walls	4.0%	2	10%	0.4%
7	Interior Ceilings	4.0%	2	10%	0.4%
8	Interior – Other	3.3%	2	10%	0.3%
9	HVAC	20.0%	2	10%	2.0%
10	Electrical Lighting	8.0%	2	10%	0.8%
11	Electrical Distrib.	8.0%	2	10%	0.8%
12	Electrical Other	3.0%	2	10%	0.3%
13	Plumbing	8.0%	2	10%	0.8%
14	Fire / Life Safety	5.0%	1	0%	0.0%
15	Specialties	0.8%	1	0%	0.0%
16	Structural	4.0%	1	0%	0.0%
17	Technology/ Security	5.0%	1	0%	0.0%
18	Accessibility	5.0%	1	0%	0.0%
				FCI Value	12.5%

Other Factors					
	Environmental		1		2.0%
	Site Factor		1		2.0%
	Bldg. Configuration		0		0.0%
	Code Compliance		0		0.0%
	Food Service Equipment		0		0.0%
	Air Conditioning		0		0.0%
	Acoustics		0		0.0%
				Additional FCI	4.0%

ROGERS CAPA

ADDRESS: 5525 Columbo Street
 Pittsburgh, PA

SCHOOL TYPE: Middle

GRADE CONFIGURATION: 6-8


FIXED ASSET # 272

CHILD ACCT # 272

GENERAL FACILITY INFORMATION

Facility Snapshot:	Rogers CAPA
Dates of Construction (Original/Additions/Renovations)	1915
Site Acreage	2.7
Square Footage	60,598
Demountables	None
Enrollment (2008-09)	316
Square Feet / Student	192

Signage:	
<input type="checkbox"/>	Applied Metal
<input type="checkbox"/>	Integral with bldg construction
<input type="checkbox"/>	Free Standing/ Kiosk (Building sign at street)
<input type="checkbox"/>	Electronic/ Digital
<input checked="" type="checkbox"/>	Other
<input type="checkbox"/>	Visible from all directions



FACILITY CONDITION INDEX: 94%

SYSTEM RATINGS

	System	Gen. Maint.	Minor	Mod	Major	Replace System
Building Analysis	Roofing					•
	Exterior Walls				•	
	Exterior Windows					•
	Exterior – Doors					•
	Interior Floors					•
	Interior Walls			•		
	Interior Ceilings			•		
	Interior – Other					•
	HVAC				•	
	Electrical Lighting				•	
	Electrical Distrib.				•	
	Electrical Other			•		
	Plumbing				•	
	Fire / Life Safety			•		
	Specialties					•
	Structural			•		
	Technology	•				
Accessibility					•	
	System	Adequate		Inadequate		
Site Analysis	Parking, Lot/ Drives					•
	Walkways, Drop Areas		•			
	Playgrounds/ Playfields		•			
	Site Lighting					•
	Fencing					•

Ratings		
1	0%	Gen. Maint.
2	10%	Minor
3	50%	Moderate
4	75%	Major
5	100%	Replace

ID	Question	Percent of Total	Rating (1-5)	Rating %	Adj %
1	Roofing	4.9%	5	100%	4.9%
2	Exterior Walls	5.4%	4	75%	4.1%
3	Exterior Windows	3.4%	5	100%	3.4%
4	Exterior – Doors	0.6%	5	100%	0.6%
5	Interior Floors	7.6%	5	100%	7.6%
6	Interior Walls	4.0%	3	50%	2.0%
7	Interior Ceilings	4.0%	3	50%	2.0%
8	Interior – Other	3.3%	5	100%	3.3%
9	HVAC	20.0%	4	75%	15.0%
10	Electrical Lighting	8.0%	4	75%	6.0%
11	Electrical Distrib.	8.0%	4	75%	6.0%
12	Electrical Other	3.0%	3	50%	1.5%
13	Plumbing	8.0%	4	75%	6.0%
14	Fire / Life Safety	5.0%	3	50%	2.5%
15	Specialties	0.8%	5	100%	0.8%
16	Structural	4.0%	3	50%	2.0%
17	Technology/ Security	5.0%	1	0%	0.0%
18	Accessibility	5.0%	5	100%	5.0%
				FCI Value	72.7%

Other Factors					
	Environmental		2		4.0%
	Site Factor		2		4.0%
	Bldg. Configuration		3		3.0%
	Code Compliance		4		4.0%
	Food Service Equipment		4		1.0%
	Air Conditioning		5		5.0%
	Acoustics		0		0.0%
				Additional FCI	21.0%

ROONEY MIDDLE SCHOOL

ADDRESS: 3530 Fleming Avenue
 Pittsburgh, PA

SCHOOL TYPE: Middle

GRADE CONFIGURATION: 6-8

FIXED ASSET # 210

CHILD ACCT # 210

GENERAL FACILITY INFORMATION

Facility Snapshot:	Rooney Middle School
Dates of Construction (Original/Additions/Renovations)	1921
Site Acreage	7.0
Square Footage	79,049
Demountables	None
Enrollment (2008-09)	222
Square Feet / Student	356

Signage:	
<input checked="" type="checkbox"/>	Applied Metal
<input type="checkbox"/>	Integral with bldg construction
<input checked="" type="checkbox"/>	Free Standing/ Kiosk (Building sign at street)
<input type="checkbox"/>	Electronic/ Digital
<input type="checkbox"/>	Other
<input type="checkbox"/>	Visible from all directions

FACILITY CONDITION INDEX: 12%

SYSTEM RATINGS

	System	Gen. Maint.	Minor	Mod	Major	Replace System
Building Analysis	Roofing		•			
	Exterior Walls		•			
	Exterior Windows	•				
	Exterior – Doors		•			
	Interior Floors	•				
	Interior Walls		•			
	Interior Ceilings	•				
	Interior – Other	•				
	HVAC	•				
	Electrical Lighting	•				
	Electrical Distrib.	•				
	Electrical Other	•				
	Plumbing	•				
	Fire / Life Safety	•				
	Specialties	•				
	Structural	•				
	Technology	•				
Accessibility	•					
	System	Adequate		Inadequate		
Site Analysis	Parking, Lot/ Drives	•				
	Walkways, Drop Areas	•				
	Playgrounds/ Playfields	•				
	Site Lighting	•				
	Fencing	•				

Ratings		
1	0%	Gen. Maint.
2	10%	Minor
3	50%	Moderate
4	75%	Major
5	100%	Replace

ID	Question	Percent of Total	Rating (1-5)	Rating %	Adj %
1	Roofing	4.9%	2	10%	0.5%
2	Exterior Walls	5.4%	2	10%	0.5%
3	Exterior Windows	3.4%	1	0%	0.0%
4	Exterior – Doors	0.6%	2	10%	0.1%
5	Interior Floors	7.6%	1	0%	0.0%
6	Interior Walls	4.0%	2	10%	0.4%
7	Interior Ceilings	4.0%	1	0%	0.0%
8	Interior – Other	3.3%	1	0%	0.0%
9	HVAC	20.0%	1	0%	0.0%
10	Electrical Lighting	8.0%	1	0%	0.0%
11	Electrical Distrib.	8.0%	1	0%	0.0%
12	Electrical Other	3.0%	1	0%	0.0%
13	Plumbing	8.0%	1	0%	0.0%
14	Fire / Life Safety	5.0%	1	0%	0.0%
15	Specialties	0.8%	1	0%	0.0%
16	Structural	4.0%	1	0%	0.0%
17	Technology/ Security	5.0%	1	0%	0.0%
18	Accessibility	5.0%	1	0%	0.0%
				FCI Value	1.5%

Other Factors					
	Environmental		0		0.0%
	Site Factor		0		0.0%
	Bldg. Configuration		5		5.0%
	Code Compliance		0		0.0%
	Food Service Equipment		0		0.0%
	Air Conditioning		5		5.0%
	Acoustics		3		0.8%
				Additional FCI	10.8%

SCHILLER

ADDRESS: 1018 Peralta Street
 Pittsburgh, PA

SCHOOL TYPE: Middle

GRADE CONFIGURATION: 6-8

FIXED ASSET # 275

CHILD ACCT # 275

GENERAL FACILITY INFORMATION

Facility Snapshot:	Schiller
Dates of Construction (Original/Additions/Renovations)	1938
Site Acreage	1.2
Square Footage	46,114
Demountables	None
Enrollment (2008-09)	238
Square Feet / Student	194

Signage:	
<input type="checkbox"/>	Applied Metal
<input type="checkbox"/>	Integral with bldg construction
<input type="checkbox"/>	Free Standing/ Kiosk (Building sign at street)
<input type="checkbox"/>	Electronic/ Digital
<input checked="" type="checkbox"/>	Other
<input type="checkbox"/>	Visible from all directions



FACILITY CONDITION INDEX: 74%

SYSTEM RATINGS

	System	Gen. Maint.	Minor	Mod	Major	Replace System
Building Analysis	Roofing				•	
	Exterior Walls			•		
	Exterior Windows		•			
	Exterior – Doors		•			
	Interior Floors			•		
	Interior Walls			•		
	Interior Ceilings			•		
	Interior – Other					•
	HVAC			•		
	Electrical Lighting			•		
	Electrical Distrib.			•		
	Electrical Other			•		
	Plumbing					•
	Fire / Life Safety		•			
	Specialties					•
	Structural	•				
	Technology			•		
Accessibility			•			
	System	Adequate		Inadequate		
Site Analysis	Parking, Lot/Drives		•			
	Walkways, Drop Areas		•			
	Playgrounds/ Playfields					•
	Site Lighting		•			
	Fencing					•

Ratings		
1	0%	Gen. Maint.
2	10%	Minor
3	50%	Moderate
4	75%	Major
5	100%	Replace

ID	Question	Percent of Total	Rating (1-5)	Rating %	Adj %
1	Roofing	4.9%	4	75%	3.7%
2	Exterior Walls	5.4%	3	50%	2.7%
3	Exterior Windows	3.4%	2	10%	0.3%
4	Exterior – Doors	0.6%	2	10%	0.1%
5	Interior Floors	7.6%	3	50%	3.8%
6	Interior Walls	4.0%	3	50%	2.0%
7	Interior Ceilings	4.0%	3	50%	2.0%
8	Interior – Other	3.3%	5	100%	3.3%
9	HVAC	20.0%	3	50%	10.0%
10	Electrical Lighting	8.0%	3	50%	4.0%
11	Electrical Distrib.	8.0%	3	50%	4.0%
12	Electrical Other	3.0%	3	50%	1.5%
13	Plumbing	8.0%	5	100%	8.0%
14	Fire / Life Safety	5.0%	2	10%	0.5%
15	Specialties	0.8%	5	100%	0.8%
16	Structural	4.0%	1	0%	0.0%
17	Technology/ Security	5.0%	3	50%	2.5%
18	Accessibility	5.0%	3	50%	2.5%
			FCI Value		51.7%

Other Factors					
	Environmental		2		4.0%
	Site Factor		3		6.0%
	Bldg. Configuration		3		3.0%
	Code Compliance		3		3.0%
	Food Service Equipment		5		1.3%
	Air Conditioning		5		5.0%
	Acoustics		0		0.0%
			Additional FCI		22.3%

SOUTH BROOK

ADDRESS: 779 Dunster Street
 Pittsburgh, PA

SCHOOL TYPE: Middle

GRADE CONFIGURATION: 6-8

FIXED ASSET # 250

CHILD ACCT # 250

GENERAL FACILITY INFORMATION

Facility Snapshot:	South Brook
Dates of Construction (Original/Additions/Renovations)	2001
Site Acreage	12.4
Square Footage	53,035
Demountables	None
Enrollment (2008-09)	422
Square Feet / Student	126

Signage:	
<input type="checkbox"/>	Applied Metal
<input type="checkbox"/>	Integral with bldg construction
<input checked="" type="checkbox"/>	Free Standing/ Kiosk (Building sign at street)
<input type="checkbox"/>	Electronic/ Digital
<input type="checkbox"/>	Other
<input checked="" type="checkbox"/>	Visible from all directions



FACILITY CONDITION INDEX: 1%

SYSTEM RATINGS

	System	Gen. Maint.	Minor	Mod	Major	Replace System
Building Analysis	Roofing		•			
	Exterior Walls	•				
	Exterior Windows	•				
	Exterior – Doors	•				
	Interior Floors	•				
	Interior Walls	•				
	Interior Ceilings	•				
	Interior – Other	•				
	HVAC	•				
	Electrical Lighting	•				
	Electrical Distrib.	•				
	Electrical Other	•				
	Plumbing	•				
	Fire / Life Safety	•				
	Specialties	•				
	Structural	•				
	Technology	•				
Accessibility	•					
	System	Adequate		Inadequate		
Site Analysis	Parking, Lot/Drives		•			
	Walkways, Drop Areas		•			
	Playgrounds/ Playfields					•
	Site Lighting		•			
	Fencing		•			

Ratings		
1	0%	Gen. Maint.
2	10%	Minor
3	50%	Moderate
4	75%	Major
5	100%	Replace

ID	Question	Percent of Total	Rating (1-5)	Rating %	Adj %
1	Roofing	4.9%	2	10%	0.5%
2	Exterior Walls	5.4%	1	0%	0.0%
3	Exterior Windows	3.4%	1	0%	0.0%
4	Exterior – Doors	0.6%	1	0%	0.0%
5	Interior Floors	7.6%	1	0%	0.0%
6	Interior Walls	4.0%	1	0%	0.0%
7	Interior Ceilings	4.0%	1	0%	0.0%
8	Interior – Other	3.3%	1	0%	0.0%
9	HVAC	20.0%	1	0%	0.0%
10	Electrical Lighting	8.0%	1	0%	0.0%
11	Electrical Distrib.	8.0%	1	0%	0.0%
12	Electrical Other	3.0%	1	0%	0.0%
13	Plumbing	8.0%	1	0%	0.0%
14	Fire / Life Safety	5.0%	1	0%	0.0%
15	Specialties	0.8%	1	0%	0.0%
16	Structural	4.0%	1	0%	0.0%
17	Technology/ Security	5.0%	1	0%	0.0%
18	Accessibility	5.0%	1	0%	0.0%
				FCI Value	0.5%

Other Factors					
	Environmental		0		0.0%
	Site Factor		0		0.0%
	Bldg. Configuration		0		0.0%
	Code Compliance		0		0.0%
	Food Service Equipment		0		0.0%
	Air Conditioning		1		1.0%
	Acoustics		0		0.0%
				Additional FCI	1.0%

STERRETT

ADDRESS: 7100 Reynolds Street
 Pittsburgh, PA

SCHOOL TYPE: Middle

GRADE CONFIGURATION: 6-8


FIXED ASSET # 279

CHILD ACCT # 279

GENERAL FACILITY INFORMATION

Facility Snapshot:	Sterrett
Dates of Construction (Original/Additions/Renovations)	1899
Site Acreage	2.3
Square Footage	68,458
Demountables	None
Enrollment (2008-09)	377
Square Feet / Student	182

Signage:	
<input type="checkbox"/>	Applied Metal
<input checked="" type="checkbox"/>	Integral with bldg construction
<input type="checkbox"/>	Free Standing/ Kiosk (Building sign at street)
<input type="checkbox"/>	Electronic/ Digital
<input type="checkbox"/>	Other
<input type="checkbox"/>	Visible from all directions



FACILITY CONDITION INDEX: 46%

SYSTEM RATINGS

	System	Gen. Maint.	Minor	Mod	Major	Replace System
Building Analysis	Roofing		•			
	Exterior Walls		•			
	Exterior Windows				•	
	Exterior – Doors				•	
	Interior Floors			•		
	Interior Walls			•		
	Interior Ceilings			•		
	Interior – Other			•		
	HVAC				•	
	Electrical Lighting				•	
	Electrical Distrib.		•			
	Electrical Other		•			
	Plumbing		•			
	Fire / Life Safety		•			
	Specialties			•		
	Structural		•			
	Technology		•			
	Accessibility		•			
	System		Adequate	Inadequate		
Site Analysis	Parking, Lot/Drives		•			
	Walkways, Drop Areas		•			
	Playgrounds/ Playfields		•			
	Site Lighting		•			
	Fencing					•

Ratings		
1	0%	Gen. Maint.
2	10%	Minor
3	50%	Moderate
4	75%	Major
5	100%	Replace

ID	Question	Percent of Total	Rating (1-5)	Rating %	Adj %
1	Roofing	4.9%	2	10%	0.5%
2	Exterior Walls	5.4%	2	10%	0.5%
3	Exterior Windows	3.4%	4	75%	2.6%
4	Exterior – Doors	0.6%	4	75%	0.5%
5	Interior Floors	7.6%	3	50%	3.8%
6	Interior Walls	4.0%	3	50%	2.0%
7	Interior Ceilings	4.0%	3	50%	2.0%
8	Interior – Other	3.3%	3	50%	1.7%
9	HVAC	20.0%	4	75%	15.0%
10	Electrical Lighting	8.0%	4	75%	6.0%
11	Electrical Distrib.	8.0%	2	10%	0.8%
12	Electrical Other	3.0%	2	10%	0.3%
13	Plumbing	8.0%	2	10%	0.8%
14	Fire / Life Safety	5.0%	2	10%	0.5%
15	Specialties	0.8%	3	50%	0.4%
16	Structural	4.0%	2	10%	0.4%
17	Technology/ Security	5.0%	2	10%	0.5%
18	Accessibility	5.0%	2	10%	0.5%
			FCI Value		38.7%

Other Factors					
	Environmental		1		2.0%
	Site Factor		1		2.0%
	Bldg. Configuration		0		0.0%
	Code Compliance		0		0.0%
	Food Service Equipment		0		0.0%
	Air Conditioning		3		3.0%
	Acoustics		0		0.0%
			Additional FCI		7.0%

BAXTER STUDENT ACHIEVEMENT CENTER

ADDRESS: 925 Brushton Avenue
Pittsburgh, PA

SCHOOL TYPE: Special

GRADE CONFIGURATION: 6-8 / 9-12

FIXED ASSET # 304

CHILD ACCT # 234 / 332

GENERAL FACILITY INFORMATION

Facility Snapshot:	Baxter Student Achievement Center
Dates of Construction (Original/Additions/Renovations)	1908
Site Acreage	1.8
Square Footage	86,539
Demountables	None
Enrollment (2008-09)	49 / 214
Square Feet / Student	1766 / 404

Signage:	
<input checked="" type="checkbox"/>	Applied Metal
<input checked="" type="checkbox"/>	Integral with bldg construction
<input type="checkbox"/>	Free Standing/ Kiosk (Building sign at street)
<input type="checkbox"/>	Electronic/ Digital
<input type="checkbox"/>	Other
<input type="checkbox"/>	Visible from all directions



FACILITY CONDITION INDEX: 62%

SYSTEM RATINGS

	System	Gen. Maint.	Minor	Mod	Major	Replace System
Building Analysis	Roofing				•	
	Exterior Walls			•		
	Exterior Windows					•
	Exterior – Doors	•				
	Interior Floors		•			
	Interior Walls	•				
	Interior Ceilings		•			
	Interior – Other		•			
	HVAC				•	
	Electrical Lighting				•	
	Electrical Distrib.	•				
	Electrical Other	•				
	Plumbing					•
	Fire / Life Safety		•			
	Specialties			•		
	Structural		•			
	Technology		•			
Accessibility					•	
	System	Adequate		Inadequate		
Site Analysis	Parking, Lot/Drives		•			
	Walkways, Drop Areas		•			
	Playgrounds/ Playfields		•			
	Site Lighting		•			
	Fencing		•			

Ratings		
1	0%	Gen. Maint.
2	10%	Minor
3	50%	Moderate
4	75%	Major
5	100%	Replace

ID	Question	Percent of Total	Rating (1-5)	Rating %	Adj %
1	Roofing	4.9%	4	75%	3.7%
2	Exterior Walls	5.4%	3	50%	2.7%
3	Exterior Windows	3.4%	5	100%	3.4%
4	Exterior – Doors	0.6%	1	0%	0.0%
5	Interior Floors	7.6%	2	10%	0.8%
6	Interior Walls	4.0%	1	0%	0.0%
7	Interior Ceilings	4.0%	2	10%	0.4%
8	Interior – Other	3.3%	2	10%	0.3%
9	HVAC	20.0%	4	75%	15.0%
10	Electrical Lighting	8.0%	3	50%	4.0%
11	Electrical Distrib.	8.0%	1	0%	0.0%
12	Electrical Other	3.0%	1	0%	0.0%
13	Plumbing	8.0%	5	100%	8.0%
14	Fire / Life Safety	5.0%	2	10%	0.5%
15	Specialties	0.8%	3	50%	0.4%
16	Structural	4.0%	2	10%	0.4%
17	Technology/ Security	5.0%	2	10%	0.5%
18	Accessibility	5.0%	5	100%	5.0%
			FCI Value		45.1%

Other Factors					
	Environmental		2		4.0%
	Site Factor		2		4.0%
	Bldg. Configuration		0		0.0%
	Code Compliance		3		3.0%
	Food Service Equipment		2		0.5%
	Air Conditioning		5		5.0%
	Acoustics		0		0.0%
			Additional FCI		16.5%

ALLDERDICE HIGH SCHOOL

ADDRESS: 2409 Shady Avenue
 Pittsburgh, PA

SCHOOL TYPE: High

GRADE CONFIGURATION: 9-12

FIXED ASSET # 301

CHILD ACCT # 301

GENERAL FACILITY INFORMATION

Facility Snapshot:	Allderdice High School
Dates of Construction (Original/Additions/Renovations)	1927, 1986
Site Acreage	7.7
Square Footage	292,341
Demountables	None
Enrollment (2008-09)	1,420
Square Feet / Student	206

Signage:	
<input checked="" type="checkbox"/>	Applied Metal
<input checked="" type="checkbox"/>	Integral with bldg construction
<input checked="" type="checkbox"/>	Free Standing/ Kiosk (Building sign at street)
<input type="checkbox"/>	Electronic/ Digital
<input type="checkbox"/>	Other
<input type="checkbox"/>	Visible from all directions



FACILITY CONDITION INDEX: 59%

SYSTEM RATINGS

	System	Gen. Maint.	Minor	Mod	Major	Replace System
Building Analysis	Roofing		•			
	Exterior Walls	•				
	Exterior Windows	•				
	Exterior – Doors	•				
	Interior Floors			•		
	Interior Walls		•			
	Interior Ceilings		•			
	Interior – Other				•	
	HVAC				•	
	Electrical Lighting			•		
	Electrical Distrib.					•
	Electrical Other					•
	Plumbing				•	
	Fire / Life Safety		•			
	Specialties		•			
	Structural	•				
	Technology		•			
	Accessibility			•		
	System	Adequate		Inadequate		
Site Analysis	Parking, Lot/Drives		•			
	Walkways, Drop Areas		•			
	Playgrounds/ Playfields		•			
	Site Lighting					•
	Fencing		•			

Ratings		
1	0%	Gen. Maint.
2	10%	Minor
3	50%	Moderate
4	75%	Major
5	100%	Replace

ID	Question	Percent of Total	Rating (1-5)	Rating %	Adj %
1	Roofing	4.9%	2	10%	0.5%
2	Exterior Walls	5.4%	1	0%	0.0%
3	Exterior Windows	3.4%	1	0%	0.0%
4	Exterior – Doors	0.6%	1	0%	0.0%
5	Interior Floors	7.6%	3	50%	3.8%
6	Interior Walls	4.0%	2	10%	0.4%
7	Interior Ceilings	4.0%	2	10%	0.4%
8	Interior – Other	3.3%	4	75%	2.5%
9	HVAC	20.0%	4	75%	15.0%
10	Electrical Lighting	8.0%	3	50%	4.0%
11	Electrical Distrib.	8.0%	5	100%	8.0%
12	Electrical Other	3.0%	5	100%	3.0%
13	Plumbing	8.0%	4	75%	6.0%
14	Fire / Life Safety	5.0%	2	10%	0.5%
15	Specialties	0.8%	2	10%	0.1%
16	Structural	4.0%	1	0%	0.0%
17	Technology/ Security	5.0%	2	10%	0.5%
18	Accessibility	5.0%	3	50%	2.5%
				FCI Value	47.1%

Other Factors					
	Environmental		1		2.0%
	Site Factor		2		4.0%
	Bldg. Configuration		0		0.0%
	Code Compliance		1		1.0%
	Food Service Equipment		1		0.3%
	Air Conditioning		5		5.0%
	Acoustics		0		0.0%
				Additional FCI	12.3%

BRASHEAR HIGH SCHOOL and SOUTH HILLS MIDDLE SCHOOL

ADDRESS: 590 Crane Avenue
 Pittsburgh, PA

SCHOOL TYPE: High / Middle

GRADE CONFIGURATION: 9-12 / 6-8

FIXED ASSET # 329 / 205

CHILD ACCT # 329 / 205



GENERAL FACILITY INFORMATION

Facility Snapshot:	Brashear High School and South Hills Middle School
Dates of Construction (Original/Additions/Renovations)	1976
Site Acreage	34.6
Square Footage	403,057 Shared
Demountables	None
Enrollment (2008-09)	1,135 / 455
Square Feet / Student	



Signage:	
<input checked="" type="checkbox"/>	Applied Metal
<input type="checkbox"/>	Integral with bldg construction
<input checked="" type="checkbox"/>	Free Standing/ Kiosk (Building sign at street)
<input type="checkbox"/>	Electronic/ Digital
<input type="checkbox"/>	Other
<input type="checkbox"/>	Visible from all directions



FACILITY CONDITION INDEX: 41%

SYSTEM RATINGS

	System	Gen. Maint.	Minor	Mod	Major	Replace System
Building Analysis	Roofing	•				
	Exterior Walls		•			
	Exterior Windows		•			
	Exterior – Doors	•				
	Interior Floors		•			
	Interior Walls		•			
	Interior Ceilings		•			
	Interior – Other		•			
	HVAC			•		
	Electrical Lighting			•		
	Electrical Distrib.			•		
	Electrical Other			•		
	Plumbing			•		
	Fire / Life Safety		•			
	Specialties		•			
	Structural		•			
	Technology				•	
Accessibility		•				
	System	Adequate		Inadequate		
Site Analysis	Parking, Lot/ Drives		•			
	Walkways, Drop Areas		•			
	Playgrounds/ Playfields		•			
	Site Lighting					•
	Fencing		•			

Ratings		
1	0%	Gen. Maint.
2	10%	Minor
3	50%	Moderate
4	75%	Major
5	100%	Replace

ID	Question	Percent of Total	Rating (1-5)	Rating %	Adj %
1	Roofing	4.9%	1	0%	0.0%
2	Exterior Walls	5.4%	2	10%	0.5%
3	Exterior Windows	3.4%	2	10%	0.3%
4	Exterior – Doors	0.6%	1	0%	0.0%
5	Interior Floors	7.6%	2	10%	0.8%
6	Interior Walls	4.0%	2	10%	0.4%
7	Interior Ceilings	4.0%	2	10%	0.4%
8	Interior – Other	3.3%	2	10%	0.3%
9	HVAC	20.0%	3	50%	10.0%
10	Electrical Lighting	8.0%	3	50%	4.0%
11	Electrical Distrib.	8.0%	3	50%	4.0%
12	Electrical Other	3.0%	3	50%	1.5%
13	Plumbing	8.0%	3	50%	4.0%
14	Fire / Life Safety	5.0%	2	10%	0.5%
15	Specialties	0.8%	2	10%	0.1%
16	Structural	4.0%	2	10%	0.4%
17	Technology/ Security	5.0%	3	50%	2.5%
18	Accessibility	5.0%	2	10%	0.5%
				FCI Value	30.3%

Other Factors					
	Environmental		1	2.0%	
	Site Factor		2	4.0%	
	Bldg. Configuration		1	1.0%	
	Code Compliance		2	2.0%	
	Food Service Equipment		1	0.3%	
	Air Conditioning		1	1.0%	
	Acoustics		0	0.0%	
				Additional FCI	10.3%

CAPA HIGH SCHOOL

ADDRESS: 111 9th Street
 Pittsburgh, PA

SCHOOL TYPE: High

GRADE CONFIGURATION: 6-12

FIXED ASSET # 303

CHILD ACCT # 304

GENERAL FACILITY INFORMATION

Facility Snapshot:	CAPA High School
Dates of Construction (Original/Additions/Renovations)	2003
Site Acreage	0.8
Square Footage	195,997
Demountables	None
Enrollment (2008-09)	554
Square Feet / Student	354

Signage:	
<input checked="" type="checkbox"/>	Applied Metal
<input checked="" type="checkbox"/>	Integral with bldg construction
<input type="checkbox"/>	Free Standing/ Kiosk (Building sign at street)
<input type="checkbox"/>	Electronic/ Digital
<input type="checkbox"/>	Other
<input type="checkbox"/>	Visible from all directions



FACILITY CONDITION INDEX: 2%

SYSTEM RATINGS

	System	Gen. Maint.	Minor	Mod	Major	Replace System
Building Analysis	Roofing	•				
	Exterior Walls	•				
	Exterior Windows	•				
	Exterior – Doors	•				
	Interior Floors	•				
	Interior Walls	•				
	Interior Ceilings	•				
	Interior – Other	•				
	HVAC	•				
	Electrical Lighting	•				
	Electrical Distrib.	•				
	Electrical Other	•				
	Plumbing	•				
	Fire / Life Safety	•				
	Specialties	•				
	Structural	•				
	Technology	•				
Accessibility	•					
	System	Adequate		Inadequate		
Site Analysis	Parking, Lot/ Drives	•				
	Walkways, Drop Areas	•				
	Playgrounds/ Playfields	•				
	Site Lighting	•				
	Fencing	•				

Ratings		
1	0%	Gen. Maint.
2	10%	Minor
3	50%	Moderate
4	75%	Major
5	100%	Replace

ID	Question	Percent of Total	Rating (1-5)	Rating %	Adj %
1	Roofing	4.9%	1	0%	0.0%
2	Exterior Walls	5.4%	1	0%	0.0%
3	Exterior Windows	3.4%	1	0%	0.0%
4	Exterior – Doors	0.6%	1	0%	0.0%
5	Interior Floors	7.6%	1	0%	0.0%
6	Interior Walls	4.0%	1	0%	0.0%
7	Interior Ceilings	4.0%	1	0%	0.0%
8	Interior – Other	3.3%	1	0%	0.0%
9	HVAC	20.0%	1	0%	0.0%
10	Electrical Lighting	8.0%	1	0%	0.0%
11	Electrical Distrib.	8.0%	1	0%	0.0%
12	Electrical Other	3.0%	1	0%	0.0%
13	Plumbing	8.0%	1	0%	0.0%
14	Fire / Life Safety	5.0%	1	0%	0.0%
15	Specialties	0.8%	1	0%	0.0%
16	Structural	4.0%	1	0%	0.0%
17	Technology/ Security	5.0%	1	0%	0.0%
18	Accessibility	5.0%	1	0%	0.0%
				FCI Value	0.0%

Other Factors					
	Environmental		0	0.0%	
	Site Factor		1	2.0%	
	Bldg. Configuration		0	0.0%	
	Code Compliance		0	0.0%	
	Food Service Equipment		0	0.0%	
	Air Conditioning		0	0.0%	
	Acoustics		0	0.0%	
				Additional FCI	2.0%

CARRICK HIGH SCHOOL

ADDRESS: 125 Parkfield Street
 Pittsburgh, PA

SCHOOL TYPE: High

GRADE CONFIGURATION: 9-12

FIXED ASSET # 305

CHILD ACCT # 305



GENERAL FACILITY INFORMATION

Facility Snapshot:	Carrick High School
Dates of Construction (Original/Additions/Renovations)	1924, 2002
Site Acreage	5.3
Square Footage	231,324
Demountables	None
Enrollment (2008-09)	937
Square Feet / Student	247



Signage:	
<input checked="" type="checkbox"/>	Applied Metal
<input type="checkbox"/>	Integral with bldg construction
<input type="checkbox"/>	Free Standing/ Kiosk (Building sign at street)
<input type="checkbox"/>	Electronic/ Digital
<input type="checkbox"/>	Other
<input type="checkbox"/>	Visible from all directions



FACILITY CONDITION INDEX: 15%

SYSTEM RATINGS

	System	Gen. Maint.	Minor	Mod	Major	Replace System
Building Analysis	Roofing		•			
	Exterior Walls	•				
	Exterior Windows	•				
	Exterior – Doors	•				
	Interior Floors		•			
	Interior Walls	•				
	Interior Ceilings		•			
	Interior – Other		•			
	HVAC		•			
	Electrical Lighting		•			
	Electrical Distrib.		•			
	Electrical Other	•				
	Plumbing		•			
	Fire / Life Safety	•				
	Specialties		•			
	Structural	•				
	Technology		•			
	Accessibility				•	
	System	Adequate		Inadequate		
Site Analysis	Parking, Lot/ Drives		•			
	Walkways, Drop Areas		•			
	Playgrounds/ Playfields		•			
	Site Lighting		•			
	Fencing		•			

Ratings		
1	0%	Gen. Maint.
2	10%	Minor
3	50%	Moderate
4	75%	Major
5	100%	Replace

ID	Question	Percent of Total	Rating (1-5)	Rating %	Adj %
1	Roofing	4.9%	2	10%	0.5%
2	Exterior Walls	5.4%	1	0%	0.0%
3	Exterior Windows	3.4%	1	0%	0.0%
4	Exterior – Doors	0.6%	1	0%	0.0%
5	Interior Floors	7.6%	2	10%	0.8%
6	Interior Walls	4.0%	1	0%	0.0%
7	Interior Ceilings	4.0%	2	10%	0.4%
8	Interior – Other	3.3%	2	10%	0.3%
9	HVAC	20.0%	2	10%	2.0%
10	Electrical Lighting	8.0%	2	10%	0.8%
11	Electrical Distrib.	8.0%	2	10%	0.8%
12	Electrical Other	3.0%	1	0%	0.0%
13	Plumbing	8.0%	2	10%	0.8%
14	Fire / Life Safety	5.0%	1	0%	0.0%
15	Specialties	0.8%	2	10%	0.1%
16	Structural	4.0%	1	0%	0.0%
17	Technology/ Security	5.0%	2	10%	0.5%
18	Accessibility	5.0%	3	50%	2.5%
				FCI Value	9.5%

Other Factors					
	Environmental		1	2.0%	
	Site Factor		0	0.0%	
	Bldg. Configuration		0	0.0%	
	Code Compliance		0	0.0%	
	Food Service Equipment		1	0.3%	
	Air Conditioning		3	3.0%	
	Acoustics		0	0.0%	
				Additional FCI	5.3%

LANGLEY HIGH SCHOOL

ADDRESS: 2940 Sheraden Boulevard
 Pittsburgh, PA

SCHOOL TYPE: High

GRADE CONFIGURATION: 9-12

FIXED ASSET # 313

CHILD ACCT # 313

GENERAL FACILITY INFORMATION

Facility Snapshot:	Langley High School
Dates of Construction (Original/Additions/Renovations)	1923, 1975
Site Acreage	6.1
Square Footage	261,589
Demountables	None
Enrollment (2008-09)	498
Square Feet / Student	525

Signage:	
<input type="checkbox"/>	Applied Metal
<input checked="" type="checkbox"/>	Integral with bldg construction
<input type="checkbox"/>	Free Standing/ Kiosk (Building sign at street)
<input type="checkbox"/>	Electronic/ Digital
<input type="checkbox"/>	Other
<input type="checkbox"/>	Visible from all directions



FACILITY CONDITION INDEX: 51%

SYSTEM RATINGS

	System	Gen. Maint.	Minor	Mod	Major	Replace System
Building Analysis	Roofing					•
	Exterior Walls		•			
	Exterior Windows	•				
	Exterior – Doors	•				
	Interior Floors				•	
	Interior Walls			•		
	Interior Ceilings			•		
	Interior – Other			•		
	HVAC			•		
	Electrical Lighting			•		
	Electrical Distrib.				•	
	Electrical Other					•
	Plumbing		•			
	Fire / Life Safety		•			
	Specialties		•			
	Structural		•			
	Technology		•			
Accessibility		•				
	System	Adequate		Inadequate		
Site Analysis	Parking, Lot/Drives					•
	Walkways, Drop Areas		•			
	Playgrounds/ Playfields		•			
	Site Lighting					•
	Fencing		•			

Ratings		
1	0%	Gen. Maint.
2	10%	Minor
3	50%	Moderate
4	75%	Major
5	100%	Replace

ID	Question	Percent of Total	Rating (1-5)	Rating %	Adj %
1	Roofing	4.9%	5	100%	4.9%
2	Exterior Walls	5.4%	2	10%	0.5%
3	Exterior Windows	3.4%	1	0%	0.0%
4	Exterior – Doors	0.6%	1	0%	0.0%
5	Interior Floors	7.6%	4	75%	5.7%
6	Interior Walls	4.0%	3	50%	2.0%
7	Interior Ceilings	4.0%	3	50%	2.0%
8	Interior – Other	3.3%	3	50%	1.7%
9	HVAC	20.0%	3	50%	10.0%
10	Electrical Lighting	8.0%	3	50%	4.0%
11	Electrical Distrib.	8.0%	4	75%	6.0%
12	Electrical Other	3.0%	5	100%	3.0%
13	Plumbing	8.0%	2	10%	0.8%
14	Fire / Life Safety	5.0%	2	10%	0.5%
15	Specialties	0.8%	2	10%	0.1%
16	Structural	4.0%	2	10%	0.4%
17	Technology/ Security	5.0%	2	10%	0.5%
18	Accessibility	5.0%	2	10%	0.5%
			FCI Value		42.6%

Other Factors						
	Environmental		1		2.0%	
	Site Factor		2		4.0%	
	Bldg. Configuration		1		1.0%	
	Code Compliance		1		1.0%	
	Food Service Equipment		1		0.3%	
	Air Conditioning		0		0.0%	
	Acoustics		0		0.0%	
				Additional FCI		8.3%

OLIVER HIGH SCHOOL

ADDRESS: 2323 Brighton Road
 Pittsburgh, PA

SCHOOL TYPE: High

GRADE CONFIGURATION: 9-12

FIXED ASSET # 317

CHILD ACCT # 317

GENERAL FACILITY INFORMATION

Facility Snapshot:	Oliver High School
Dates of Construction (Original/Additions/Renovations)	1924, 1987
Site Acreage	14.3
Square Footage	282,186
Demountables	None
Enrollment (2008-09)	603
Square Feet / Student	468

Signage:	
<input type="checkbox"/>	Applied Metal
<input checked="" type="checkbox"/>	Integral with bldg construction
<input type="checkbox"/>	Free Standing/ Kiosk (Building sign at street)
<input type="checkbox"/>	Electronic/ Digital
<input type="checkbox"/>	Other
<input type="checkbox"/>	Visible from all directions



FACILITY CONDITION INDEX: 63%

SYSTEM RATINGS

	System	Gen. Maint.	Minor	Mod	Major	Replace System
Building Analysis	Roofing	•				
	Exterior Walls			•		
	Exterior Windows			•		
	Exterior – Doors	•				
	Interior Floors			•		
	Interior Walls			•		
	Interior Ceilings			•		
	Interior – Other					•
	HVAC		•			
	Electrical Lighting					•
	Electrical Distrib.				•	
	Electrical Other					•
	Plumbing				•	
	Fire / Life Safety		•			
	Specialties		•			
	Structural		•			
	Technology				•	
Accessibility				•		
	System	Adequate		Inadequate		
Site Analysis	Parking, Lot/Drives					•
	Walkways, Drop Areas		•			
	Playgrounds/ Playfields		•			
	Site Lighting		•			
	Fencing		•			

Ratings		
1	0%	Gen. Maint.
2	10%	Minor
3	50%	Moderate
4	75%	Major
5	100%	Replace

ID	Question	Percent of Total	Rating (1-5)	Rating %	Adj %
1	Roofing	4.9%	1	0%	0.0%
2	Exterior Walls	5.4%	3	50%	2.7%
3	Exterior Windows	3.4%	3	50%	1.7%
4	Exterior – Doors	0.6%	1	0%	0.0%
5	Interior Floors	7.6%	3	50%	3.8%
6	Interior Walls	4.0%	3	50%	2.0%
7	Interior Ceilings	4.0%	3	50%	2.0%
8	Interior – Other	3.3%	5	100%	3.3%
9	HVAC	20.0%	2	10%	2.0%
10	Electrical Lighting	8.0%	5	100%	8.0%
11	Electrical Distrib.	8.0%	4	75%	6.0%
12	Electrical Other	3.0%	5	100%	3.0%
13	Plumbing	8.0%	4	75%	6.0%
14	Fire / Life Safety	5.0%	2	10%	0.5%
15	Specialties	0.8%	2	10%	0.1%
16	Structural	4.0%	2	10%	0.4%
17	Technology/ Security	5.0%	3	50%	2.5%
18	Accessibility	5.0%	3	50%	2.5%
			FCI Value		46.5%

Other Factors					
	Environmental		2		4.0%
	Site Factor		2		4.0%
	Bldg. Configuration		0		0.0%
	Code Compliance		3		3.0%
	Food Service Equipment		1		0.3%
	Air Conditioning		5		5.0%
	Acoustics		0		0.0%
			Additional FCI		16.3%

PEABODY HIGH SCHOOL

ADDRESS: 515 N Highland Avenue
 Pittsburgh, PA

SCHOOL TYPE: High

GRADE CONFIGURATION: 9-12


FIXED ASSET # 318

CHILD ACCT # 318

GENERAL FACILITY INFORMATION

Facility Snapshot:	Peabody High School
Dates of Construction (Original/Additions/Renovations)	1903, 1978
Site Acreage	5.8
Square Footage	352,619
Demountables	None
Enrollment (2008-09)	497
Square Feet / Student	709

Signage:	
<input checked="" type="checkbox"/>	Applied Metal
<input checked="" type="checkbox"/>	Integral with bldg construction
<input checked="" type="checkbox"/>	Free Standing/ Kiosk (Building sign at street)
<input type="checkbox"/>	Electronic/ Digital
<input type="checkbox"/>	Other
<input type="checkbox"/>	Visible from all directions



FACILITY CONDITION INDEX: **46%**

SYSTEM RATINGS

	System	Gen. Maint.	Minor	Mod	Major	Replace System
Building Analysis	Roofing		•			
	Exterior Walls		•			
	Exterior Windows					•
	Exterior – Doors	•				
	Interior Floors			•		
	Interior Walls		•			
	Interior Ceilings		•			
	Interior – Other			•		
	HVAC			•		
	Electrical Lighting			•		
	Electrical Distrib.			•		
	Electrical Other		•			
	Plumbing			•		
	Fire / Life Safety		•			
	Specialties		•			
	Structural		•			
	Technology		•			
Accessibility				•		
	System	Adequate		Inadequate		
Site Analysis	Parking, Lot/Drives					•
	Walkways, Drop Areas		•			
	Playgrounds/ Playfields		•			
	Site Lighting					•
	Fencing		•			

Ratings		
1	0%	Gen. Maint.
2	10%	Minor
3	50%	Moderate
4	75%	Major
5	100%	Replace

ID	Question	Percent of Total	Rating (1-5)	Rating %	Adj %
1	Roofing	4.9%	2	10%	0.5%
2	Exterior Walls	5.4%	2	10%	0.5%
3	Exterior Windows	3.4%	5	100%	3.4%
4	Exterior – Doors	0.6%	1	0%	0.0%
5	Interior Floors	7.6%	3	50%	3.8%
6	Interior Walls	4.0%	2	10%	0.4%
7	Interior Ceilings	4.0%	2	10%	0.4%
8	Interior – Other	3.3%	3	50%	1.7%
9	HVAC	20.0%	3	50%	10.0%
10	Electrical Lighting	8.0%	3	50%	4.0%
11	Electrical Distrib.	8.0%	3	50%	4.0%
12	Electrical Other	3.0%	2	10%	0.3%
13	Plumbing	8.0%	3	50%	4.0%
14	Fire / Life Safety	5.0%	2	10%	0.5%
15	Specialties	0.8%	2	10%	0.1%
16	Structural	4.0%	2	10%	0.4%
17	Technology/ Security	5.0%	2	10%	0.5%
18	Accessibility	5.0%	3	50%	2.5%
			FCI Value		37.0%

Other Factors					
	Environmental		2		4.0%
	Site Factor		2		4.0%
	Bldg. Configuration		0		0.0%
	Code Compliance		1		1.0%
	Food Service Equipment		2		0.5%
	Air Conditioning		0		0.0%
	Acoustics		0		0.0%
			Additional FCI		9.5%

PERRY HIGH SCHOOL

ADDRESS: 3875 Perrysville Avenue
 Pittsburgh, PA

SCHOOL TYPE: High

GRADE CONFIGURATION: 9-12

FIXED ASSET # 319

CHILD ACCT # 319

GENERAL FACILITY INFORMATION

Facility Snapshot:	Perry High School
Dates of Construction (Original/Additions/Renovations)	1901
Site Acreage	5.9
Square Footage	222,822
Demountables	None
Enrollment (2008-09)	755
Square Feet / Student	295

Signage:	
<input type="checkbox"/>	Applied Metal
<input checked="" type="checkbox"/>	Integral with bldg construction
<input type="checkbox"/>	Free Standing/ Kiosk (Building sign at street)
<input type="checkbox"/>	Electronic/ Digital
<input type="checkbox"/>	Other
<input type="checkbox"/>	Visible from all directions



FACILITY CONDITION INDEX: 64%

SYSTEM RATINGS

	System	Gen. Maint.	Minor	Mod	Major	Replace System
Building Analysis	Roofing			•		
	Exterior Walls		•			
	Exterior Windows		•			
	Exterior – Doors	•				
	Interior Floors				•	
	Interior Walls		•			
	Interior Ceilings		•			
	Interior – Other				•	
	HVAC				•	
	Electrical Lighting				•	
	Electrical Distrib.				•	
	Electrical Other					•
	Plumbing					•
	Fire / Life Safety		•			
	Specialties				•	
	Structural	•				
	Technology		•			
Accessibility				•		
	System	Adequate		Inadequate		
Site Analysis	Parking, Lot/Drives		•			
	Walkways, Drop Areas		•			
	Playgrounds/ Playfields		•			
	Site Lighting					•
	Fencing		•			

Ratings		
1	0%	Gen. Maint.
2	10%	Minor
3	50%	Moderate
4	75%	Major
5	100%	Replace

ID	Question	Percent of Total	Rating (1-5)	Rating %	Adj %
1	Roofing	4.9%	3	50%	2.5%
2	Exterior Walls	5.4%	2	10%	0.5%
3	Exterior Windows	3.4%	2	10%	0.3%
4	Exterior – Doors	0.6%	1	0%	0.0%
5	Interior Floors	7.6%	4	75%	5.7%
6	Interior Walls	4.0%	2	10%	0.4%
7	Interior Ceilings	4.0%	2	10%	0.4%
8	Interior – Other	3.3%	4	75%	2.5%
9	HVAC	20.0%	4	75%	15.0%
10	Electrical Lighting	8.0%	3	50%	4.0%
11	Electrical Distrib.	8.0%	3	50%	4.0%
12	Electrical Other	3.0%	5	100%	3.0%
13	Plumbing	8.0%	4	75%	6.0%
14	Fire / Life Safety	5.0%	2	10%	0.5%
15	Specialties	0.8%	3	50%	0.4%
16	Structural	4.0%	1	0%	0.0%
17	Technology/ Security	5.0%	2	10%	0.5%
18	Accessibility	5.0%	3	50%	2.5%
			FCI Value		48.2%

Other Factors					
	Environmental		2	4.0%	
	Site Factor		2	4.0%	
	Bldg. Configuration		1	1.0%	
	Code Compliance		2	2.0%	
	Food Service Equipment		1	0.3%	
	Air Conditioning		5	5.0%	
	Acoustics		0	0.0%	
			Additional FCI		16.3%

SCHENLEY HIGH SCHOOL and ECC AT REIZENSTEIN

ADDRESS: 129 Denniston Avenue
 Pittsburgh, PA

SCHOOL TYPE: High / PreK

GRADE CONFIGURATION: 6-12 / PK

FIXED ASSET # 297

CHILD ACCT # 322 / 9983

GENERAL FACILITY INFORMATION

Facility Snapshot:	Schenley High School and ECC at Reizenstein
Dates of Construction (Original/Additions/Renovations)	1975
Site Acreage	12.9
Square Footage	232,735
Demountables	None
Enrollment (2008-09)	694 / 51
Square Feet / Student	312

Signage:	
<input checked="" type="checkbox"/>	Applied Metal
<input type="checkbox"/>	Integral with bldg construction
<input type="checkbox"/>	Free Standing/ Kiosk (Building sign at street)
<input type="checkbox"/>	Electronic/ Digital
<input type="checkbox"/>	Other
<input type="checkbox"/>	Visible from all directions



FACILITY CONDITION INDEX: 59%

SYSTEM RATINGS

	System	Gen. Maint.	Minor	Mod	Major	Replace System
Building Analysis	Roofing					•
	Exterior Walls		•			
	Exterior Windows			•		
	Exterior – Doors	•				
	Interior Floors		•			
	Interior Walls			•		
	Interior Ceilings				•	
	Interior – Other					•
	HVAC				•	
	Electrical Lighting				•	
	Electrical Distrib.				•	
	Electrical Other				•	
	Plumbing				•	
	Fire / Life Safety				•	
	Specialties		•			
	Structural		•			
	Technology		•			
Accessibility		•				
	System	Adequate		Inadequate		
Site Analysis	Parking, Lot/Drives					•
	Walkways, Drop Areas		•			
	Playgrounds/ Playfields		•			
	Site Lighting		•			
	Fencing		•			

Ratings		
1	0%	Gen. Maint.
2	10%	Minor
3	50%	Moderate
4	75%	Major
5	100%	Replace

ID	Question	Percent of Total	Rating (1-5)	Rating %	Adj %
1	Roofing	4.9%	5	100%	4.9%
2	Exterior Walls	5.4%	2	10%	0.5%
3	Exterior Windows	3.4%	3	50%	1.7%
4	Exterior – Doors	0.6%	1	0%	0.0%
5	Interior Floors	7.6%	2	10%	0.8%
6	Interior Walls	4.0%	3	50%	2.0%
7	Interior Ceilings	4.0%	4	75%	3.0%
8	Interior – Other	3.3%	5	100%	3.3%
9	HVAC	20.0%	4	75%	15.0%
10	Electrical Lighting	8.0%	3	50%	4.0%
11	Electrical Distrib.	8.0%	3	50%	4.0%
12	Electrical Other	3.0%	3	50%	1.5%
13	Plumbing	8.0%	3	50%	4.0%
14	Fire / Life Safety	5.0%	3	50%	2.5%
15	Specialties	0.8%	2	10%	0.1%
16	Structural	4.0%	2	10%	0.4%
17	Technology/ Security	5.0%	2	10%	0.5%
18	Accessibility	5.0%	2	10%	0.5%
				FCI Value	48.7%

Other Factors					
	Environmental		1		2.0%
	Site Factor		2		4.0%
	Bldg. Configuration		0		0.0%
	Code Compliance		3		3.0%
	Food Service Equipment		0		0.0%
	Air Conditioning		0		0.0%
	Acoustics		5		1.3%
				Additional FCI	10.3%

UNIVERSITY PREP AT MILLIONES

ADDRESS: 3117 Centre Avenue
 Pittsburgh, PA

SCHOOL TYPE: High

GRADE CONFIGURATION: 6-12

FIXED ASSET # 211

CHILD ACCT # 309

GENERAL FACILITY INFORMATION

Facility Snapshot:	University Prep At Milliones
Dates of Construction (Original/Additions/Renovations)	1928, 1970's
Site Acreage	4.8
Square Footage	146,752
Demountables	None
Enrollment (2008-09)	135
Square Feet / Student	1087

Signage:	
<input type="checkbox"/>	Applied Metal
<input type="checkbox"/>	Integral with bldg construction
<input type="checkbox"/>	Free Standing/ Kiosk (Building sign at street)
<input type="checkbox"/>	Electronic/ Digital
<input checked="" type="checkbox"/>	Other
<input type="checkbox"/>	Visible from all directions



FACILITY CONDITION INDEX: 24%

SYSTEM RATINGS

	System	Gen. Maint.	Minor	Mod	Major	Replace System
Building Analysis	Roofing		•			
	Exterior Walls		•			
	Exterior Windows					•
	Exterior – Doors		•			
	Interior Floors		•			
	Interior Walls	•				
	Interior Ceilings	•				
	Interior – Other	•				
	HVAC			•		
	Electrical Lighting			•		
	Electrical Distrib.	•				
	Electrical Other	•				
	Plumbing			•		
	Fire / Life Safety	•				
	Specialties	•				
	Structural			•		
	Technology	•				
Accessibility			•			
	System	Adequate		Inadequate		
Site Analysis	Parking, Lot/Drives		•			
	Walkways, Drop Areas					•
	Playgrounds/ Playfields			•		
	Site Lighting					•
	Fencing			•		

Ratings		
1	0%	Gen. Maint.
2	10%	Minor
3	50%	Moderate
4	75%	Major
5	100%	Replace

ID	Question	Percent of Total	Rating (1-5)	Rating %	Adj %
1	Roofing	4.9%	2	10%	0.5%
2	Exterior Walls	5.4%	2	10%	0.5%
3	Exterior Windows	3.4%	5	100%	3.4%
4	Exterior – Doors	0.6%	2	10%	0.1%
5	Interior Floors	7.6%	2	10%	0.8%
6	Interior Walls	4.0%	1	0%	0.0%
7	Interior Ceilings	4.0%	1	0%	0.0%
8	Interior – Other	3.3%	1	0%	0.0%
9	HVAC	20.0%	3	50%	10.0%
10	Electrical Lighting	8.0%	2	10%	0.8%
11	Electrical Distrib.	8.0%	1	0%	0.0%
12	Electrical Other	3.0%	1	0%	0.0%
13	Plumbing	8.0%	2	10%	0.8%
14	Fire / Life Safety	5.0%	1	0%	0.0%
15	Specialties	0.8%	1	0%	0.0%
16	Structural	4.0%	2	10%	0.4%
17	Technology/ Security	5.0%	1	0%	0.0%
18	Accessibility	5.0%	2	10%	0.5%
			FCI Value		17.8%

Other Factors					
	Environmental		1		2.0%
	Site Factor		1		2.0%
	Bldg. Configuration		0		0.0%
	Code Compliance		2		2.0%
	Food Service Equipment		1		0.3%
	Air Conditioning		0		0.0%
	Acoustics		0		0.0%
			Additional FCI		6.3%

WESTINGHOUSE HIGH SCHOOL

ADDRESS: 1101 N Murtland Avenue
 Pittsburgh, PA

SCHOOL TYPE: High

GRADE CONFIGURATION: 9-12

FIXED ASSET # 327

CHILD ACCT # 327

GENERAL FACILITY INFORMATION

Facility Snapshot:	Westinghouse High School
Dates of Construction (Original/Additions/Renovations)	1922, 2000
Site Acreage	8.4
Square Footage	307,552
Demountables	None
Enrollment (2008-09)	335
Square Feet / Student	918

Signage:	
<input checked="" type="checkbox"/>	Applied Metal
<input checked="" type="checkbox"/>	Integral with bldg construction
<input type="checkbox"/>	Free Standing/ Kiosk (Building sign at street)
<input type="checkbox"/>	Electronic/ Digital
<input type="checkbox"/>	Other (Banner)
<input type="checkbox"/>	Visible from all directions



FACILITY CONDITION INDEX: 21%

SYSTEM RATINGS

	System	Gen. Maint.	Minor	Mod	Major	Replace System
Building Analysis	Roofing		•			
	Exterior Walls		•			
	Exterior Windows		•			
	Exterior – Doors	•				
	Interior Floors		•			
	Interior Walls		•			
	Interior Ceilings		•			
	Interior – Other		•			
	HVAC		•			
	Electrical Lighting		•			
	Electrical Distrib.				•	
	Electrical Other		•			
	Plumbing		•			
	Fire / Life Safety		•			
	Specialties		•			
	Structural		•			
	Technology	•				
Accessibility				•		
	System	Adequate		Inadequate		
Site Analysis	Parking, Lot/Drives		•			
	Walkways, Drop Areas		•			
	Playgrounds/ Playfields		•			
	Site Lighting		•			
	Fencing		•			

Ratings		
1	0%	Gen. Maint.
2	10%	Minor
3	50%	Moderate
4	75%	Major
5	100%	Replace

ID	Question	Percent of Total	Rating (1-5)	Rating %	Adj %
1	Roofing	4.9%	2	10%	0.5%
2	Exterior Walls	5.4%	2	10%	0.5%
3	Exterior Windows	3.4%	2	10%	0.3%
4	Exterior – Doors	0.6%	1	0%	0.0%
5	Interior Floors	7.6%	2	10%	0.8%
6	Interior Walls	4.0%	2	10%	0.4%
7	Interior Ceilings	4.0%	2	10%	0.4%
8	Interior – Other	3.3%	2	10%	0.3%
9	HVAC	20.0%	2	10%	2.0%
10	Electrical Lighting	8.0%	2	10%	0.8%
11	Electrical Distrib.	8.0%	3	50%	4.0%
12	Electrical Other	3.0%	2	10%	0.3%
13	Plumbing	8.0%	2	10%	0.8%
14	Fire / Life Safety	5.0%	2	10%	0.5%
15	Specialties	0.8%	2	10%	0.1%
16	Structural	4.0%	2	10%	0.4%
17	Technology/ Security	5.0%	1	0%	0.0%
18	Accessibility	5.0%	2	10%	0.5%
			FCI Value		12.6%

Other Factors					
	Environmental		1		2.0%
	Site Factor		1		2.0%
	Bldg. Configuration		0		0.0%
	Code Compliance		0		0.0%
	Food Service Equipment		0		0.0%
	Air Conditioning		4		4.0%
	Acoustics		0		0.0%
			Additional FCI		8.0%

BON AIR EARLY CHILDHOOD CENTER

ADDRESS: 252 Fordyce Street
 Pittsburgh, PA

SCHOOL TYPE: PreK

GRADE CONFIGURATION: PK

FIXED ASSET # 109

CHILD ACCT # 9892

GENERAL FACILITY INFORMATION

Facility Snapshot:	Bon Air Early Childhood Center
Dates of Construction (Original/Additions/Renovations)	1955
Site Acreage	0.3
Square Footage	14,563
Demountables	None
Enrollment (2008-09)	61
Square Feet / Student	239

Signage:	
<input checked="" type="checkbox"/>	Applied Metal
<input type="checkbox"/>	Integral with bldg construction
<input checked="" type="checkbox"/>	Free Standing/ Kiosk (Building sign at street)
<input type="checkbox"/>	Electronic/ Digital
<input type="checkbox"/>	Other
<input type="checkbox"/>	Visible from all directions



FACILITY CONDITION INDEX: 82%

SYSTEM RATINGS

	System	Gen. Maint.	Minor	Mod	Major	Replace System
Building Analysis	Roofing			•		
	Exterior Walls			•		
	Exterior Windows					•
	Exterior – Doors			•		
	Interior Floors					•
	Interior Walls		•			
	Interior Ceilings		•			
	Interior – Other				•	
	HVAC				•	
	Electrical Lighting				•	
	Electrical Distrib.				•	
	Electrical Other				•	
	Plumbing				•	
	Fire / Life Safety					•
	Specialties				•	
	Structural		•			
	Technology				•	
Accessibility					•	
	System	Adequate		Inadequate		
Site Analysis	Parking, Lot/Drives					•
	Walkways, Drop Areas		•			
	Playgrounds/ Playfields		•			
	Site Lighting		•			
	Fencing					•

Ratings		
1	0%	Gen. Maint.
2	10%	Minor
3	50%	Moderate
4	75%	Major
5	100%	Replace

ID	Question	Percent of Total	Rating (1-5)	Rating %	Adj %
1	Roofing	4.9%	3	50%	2.5%
2	Exterior Walls	5.4%	3	50%	2.7%
3	Exterior Windows	3.4%	5	100%	3.4%
4	Exterior – Doors	0.6%	3	50%	0.3%
5	Interior Floors	7.6%	5	100%	7.6%
6	Interior Walls	4.0%	2	10%	0.4%
7	Interior Ceilings	4.0%	2	10%	0.4%
8	Interior – Other	3.3%	4	75%	2.5%
9	HVAC	20.0%	4	75%	15.0%
10	Electrical Lighting	8.0%	4	75%	6.0%
11	Electrical Distrib.	8.0%	4	75%	6.0%
12	Electrical Other	3.0%	4	75%	2.3%
13	Plumbing	8.0%	4	75%	6.0%
14	Fire / Life Safety	5.0%	5	100%	5.0%
15	Specialties	0.8%	3	50%	0.4%
16	Structural	4.0%	2	10%	0.4%
17	Technology/ Security	5.0%	3	50%	2.5%
18	Accessibility	5.0%	4	75%	3.8%
				FCI Value	67.0%

Other Factors					
	Environmental		1	2.0%	
	Site Factor		2	4.0%	
	Bldg. Configuration		0	0.0%	
	Code Compliance		3	3.0%	
	Food Service Equipment		3	0.8%	
	Air Conditioning		5	5.0%	
	Acoustics		0	0.0%	
				Additional FCI	14.8%

CHARTIERS EARLY CHILDHOOD CENTER

ADDRESS: 3799 Chartiers Avenue
 Pittsburgh, PA

SCHOOL TYPE: PreK

GRADE CONFIGURATION: PK

FIXED ASSET # 113

CHILD ACCT # 9996

GENERAL FACILITY INFORMATION

Facility Snapshot:	Chartiers Early Childhood Center
Dates of Construction (Original/Additions/Renovations)	1959
Site Acreage	5.4
Square Footage	25,548
Demountables	None
Enrollment (2008-09)	115
Square Feet / Student	222

Signage:	
<input checked="" type="checkbox"/>	Applied Metal
<input type="checkbox"/>	Integral with bldg construction
<input checked="" type="checkbox"/>	Free Standing/ Kiosk (Building sign at street)
<input type="checkbox"/>	Electronic/ Digital
<input type="checkbox"/>	Other
<input type="checkbox"/>	Visible from all directions



FACILITY CONDITION INDEX: 51%

SYSTEM RATINGS

	System	Gen. Maint.	Minor	Mod	Major	Replace System
Building Analysis	Roofing		•			
	Exterior Walls	•				
	Exterior Windows		•			
	Exterior – Doors		•			
	Interior Floors			•		
	Interior Walls		•			
	Interior Ceilings		•			
	Interior – Other		•			
	HVAC			•		
	Electrical Lighting			•		
	Electrical Distrib.				•	
	Electrical Other				•	
	Plumbing		•			
	Fire / Life Safety					•
	Specialties		•			
	Structural	•				
	Technology			•		
Accessibility		•				
	System	Adequate		Inadequate		
Site Analysis	Parking, Lot/Drives					•
	Walkways, Drop Areas		•			
	Playgrounds/ Playfields		•			
	Site Lighting		•			
	Fencing		•			

Ratings		
1	0%	Gen. Maint.
2	10%	Minor
3	50%	Moderate
4	75%	Major
5	100%	Replace

ID	Question	Percent of Total	Rating (1-5)	Rating %	Adj %
1	Roofing	4.9%	2	10%	0.5%
2	Exterior Walls	5.4%	1	0%	0.0%
3	Exterior Windows	3.4%	2	10%	0.3%
4	Exterior – Doors	0.6%	2	10%	0.1%
5	Interior Floors	7.6%	3	50%	3.8%
6	Interior Walls	4.0%	2	10%	0.4%
7	Interior Ceilings	4.0%	2	10%	0.4%
8	Interior – Other	3.3%	2	10%	0.3%
9	HVAC	20.0%	3	50%	10.0%
10	Electrical Lighting	8.0%	3	50%	4.0%
11	Electrical Distrib.	8.0%	4	75%	6.0%
12	Electrical Other	3.0%	4	75%	2.3%
13	Plumbing	8.0%	2	10%	0.8%
14	Fire / Life Safety	5.0%	5	100%	5.0%
15	Specialties	0.8%	2	10%	0.1%
16	Structural	4.0%	1	0%	0.0%
17	Technology/ Security	5.0%	3	50%	2.5%
18	Accessibility	5.0%	2	10%	0.5%
			FCI Value		37.0%

Other Factors					
	Environmental		2		4.0%
	Site Factor		1		2.0%
	Bldg. Configuration		1		1.0%
	Code Compliance		2		2.0%
	Food Service Equipment		1		0.3%
	Air Conditioning		5		5.0%
	Acoustics		0		0.0%
			Additional FCI		14.3%

HOMEWOOD EARLY CHILDHOOD CENTER

ADDRESS: 7100 Hamilton Avenue
 Pittsburgh, PA

SCHOOL TYPE: PreK

GRADE CONFIGURATION: PK

FIXED ASSET # 141

CHILD ACCT # 9997

GENERAL FACILITY INFORMATION

Facility Snapshot:	Homewood Early Childhood Center
Dates of Construction (Original/Additions/Renovations)	1901
Site Acreage	1.5
Square Footage	33,300
Demountables	None
Enrollment (2008-09)	179
Square Feet / Student	186

Signage:	
<input checked="" type="checkbox"/>	Applied Metal
<input type="checkbox"/>	Integral with bldg construction
<input type="checkbox"/>	Free Standing/ Kiosk (Building sign at street)
<input type="checkbox"/>	Electronic/ Digital
<input type="checkbox"/>	Other
<input type="checkbox"/>	Visible from all directions



FACILITY CONDITION INDEX: 73%

SYSTEM RATINGS

	System	Gen. Maint.	Minor	Mod	Major	Replace System
Building Analysis	Roofing			•		
	Exterior Walls					•
	Exterior Windows					•
	Exterior – Doors				•	
	Interior Floors			•		
	Interior Walls			•		
	Interior Ceilings			•		
	Interior – Other				•	
	HVAC				•	
	Electrical Lighting			•		
	Electrical Distrib.	•				
	Electrical Other	•				
	Plumbing				•	
	Fire / Life Safety			•		
	Specialties					•
	Structural				•	
	Technology	•				
Accessibility			•			
	System	Adequate		Inadequate		
Site Analysis	Parking, Lot/Drives					•
	Walkways, Drop Areas		•			
	Playgrounds/ Playfields		•			
	Site Lighting		•			
	Fencing		•			

Ratings		
1	0%	Gen. Maint.
2	10%	Minor
3	50%	Moderate
4	75%	Major
5	100%	Replace

ID	Question	Percent of Total	Rating (1-5)	Rating %	Adj %
1	Roofing	4.9%	3	50%	2.5%
2	Exterior Walls	5.4%	5	100%	5.4%
3	Exterior Windows	3.4%	5	100%	3.4%
4	Exterior – Doors	0.6%	4	75%	0.5%
5	Interior Floors	7.6%	3	50%	3.8%
6	Interior Walls	4.0%	3	50%	2.0%
7	Interior Ceilings	4.0%	3	50%	2.0%
8	Interior – Other	3.3%	4	75%	2.5%
9	HVAC	20.0%	4	75%	15.0%
10	Electrical Lighting	8.0%	3	50%	4.0%
11	Electrical Distrib.	8.0%	1	0%	0.0%
12	Electrical Other	3.0%	1	0%	0.0%
13	Plumbing	8.0%	4	75%	6.0%
14	Fire / Life Safety	5.0%	3	50%	2.5%
15	Specialties	0.8%	5	100%	0.8%
16	Structural	4.0%	4	75%	3.0%
17	Technology/ Security	5.0%	1	0%	0.0%
18	Accessibility	5.0%	3	50%	2.5%
				FCI Value	55.8%

Other Factors					
	Environmental		1		2.0%
	Site Factor		3		6.0%
	Bldg. Configuration		0		0.0%
	Code Compliance		3		3.0%
	Food Service Equipment		3		0.8%
	Air Conditioning		5		5.0%
	Acoustics		0		0.0%
				Additional FCI	16.8%

MCCLEARY EARLY CHILDHOOD CENTER

ADDRESS: 5251 Holmes Street
 Pittsburgh, PA

SCHOOL TYPE: PreK

GRADE CONFIGURATION: PK

FIXED ASSET # 123

CHILD ACCT # 9998

GENERAL FACILITY INFORMATION

Facility Snapshot:	McCleary Early Childhood Center
Dates of Construction (Original/Additions/Renovations)	1900, 1992
Site Acreage	0.7
Square Footage	25,097
Demountables	Yes
Enrollment (2008-09)	111
Square Feet / Student	226

Signage:	
<input type="checkbox"/>	Applied Metal
<input checked="" type="checkbox"/>	Integral with bldg construction
<input type="checkbox"/>	Free Standing/ Kiosk (Building sign at street)
<input type="checkbox"/>	Electronic/ Digital
<input type="checkbox"/>	Other
<input type="checkbox"/>	Visible from all directions



FACILITY CONDITION INDEX: 75%

SYSTEM RATINGS

	System	Gen. Maint.	Minor	Mod	Major	Replace System
Building Analysis	Roofing				•	
	Exterior Walls				•	
	Exterior Windows					•
	Exterior – Doors				•	
	Interior Floors			•		
	Interior Walls		•			
	Interior Ceilings		•			
	Interior – Other				•	
	HVAC				•	
	Electrical Lighting				•	
	Electrical Distrib.				•	
	Electrical Other				•	
	Plumbing				•	
	Fire / Life Safety				•	
	Specialties					•
	Structural		•			
	Technology				•	
Accessibility					•	
	System	Adequate		Inadequate		
Site Analysis	Parking, Lot/Drives		•			
	Walkways, Drop Areas		•			
	Playgrounds/ Playfields		•			
	Site Lighting		•			
	Fencing		•			

Ratings		
1	0%	Gen. Maint.
2	10%	Minor
3	50%	Moderate
4	75%	Major
5	100%	Replace

ID	Question	Percent of Total	Rating (1-5)	Rating %	Adj %
1	Roofing	4.9%	4	75%	3.7%
2	Exterior Walls	5.4%	4	75%	4.1%
3	Exterior Windows	3.4%	5	100%	3.4%
4	Exterior – Doors	0.6%	4	75%	0.5%
5	Interior Floors	7.6%	3	50%	3.8%
6	Interior Walls	4.0%	2	10%	0.4%
7	Interior Ceilings	4.0%	2	10%	0.4%
8	Interior – Other	3.3%	4	75%	2.5%
9	HVAC	20.0%	4	75%	15.0%
10	Electrical Lighting	8.0%	3	50%	4.0%
11	Electrical Distrib.	8.0%	3	50%	4.0%
12	Electrical Other	3.0%	3	50%	1.5%
13	Plumbing	8.0%	4	75%	6.0%
14	Fire / Life Safety	5.0%	3	50%	2.5%
15	Specialties	0.8%	5	100%	0.8%
16	Structural	4.0%	2	10%	0.4%
17	Technology/ Security	5.0%	3	50%	2.5%
18	Accessibility	5.0%	5	100%	5.0%
			FCI Value		60.4%

Other Factors					
	Environmental		1	2.0%	
	Site Factor		2	4.0%	
	Bldg. Configuration		0	0.0%	
	Code Compliance		3	3.0%	
	Food Service Equipment		1	0.3%	
	Air Conditioning		5	5.0%	
	Acoustics		0	0.0%	
			Additional FCI		14.3%

SPRING GARDEN EARLY CHILDHOOD CENTER

ADDRESS: 1501 Spring Garden Avenue
 Pittsburgh, PA

SCHOOL TYPE: PreK

GRADE CONFIGURATION: PK

FIXED ASSET # 177

CHILD ACCT # 9985

GENERAL FACILITY INFORMATION

Facility Snapshot:	Spring Garden Early Childhood Center
Dates of Construction (Original/Additions/Renovations)	1938
Site Acreage	3.6
Square Footage	27,969
Demountables	None
Enrollment (2008-09)	78
Square Feet / Student	359

Signage:	
<input checked="" type="checkbox"/>	Applied Metal
<input type="checkbox"/>	Integral with bldg construction
<input type="checkbox"/>	Free Standing/ Kiosk (Building sign at street)
<input type="checkbox"/>	Electronic/ Digital
<input type="checkbox"/>	Other
<input type="checkbox"/>	Visible from all directions



FACILITY CONDITION INDEX: 60%

SYSTEM RATINGS

	System	Gen. Maint.	Minor	Mod	Major	Replace System
Building Analysis	Roofing				•	
	Exterior Walls		•			
	Exterior Windows	•				
	Exterior – Doors	•				
	Interior Floors		•			
	Interior Walls		•			
	Interior Ceilings	•				
	Interior – Other	•				
	HVAC			•		
	Electrical Lighting				•	
	Electrical Distrib.				•	
	Electrical Other				•	
	Plumbing					•
	Fire / Life Safety				•	
	Specialties					•
	Structural		•			
	Technology				•	
Accessibility					•	
	System	Adequate		Inadequate		
Site Analysis	Parking, Lot/Drives					•
	Walkways, Drop Areas		•			
	Playgrounds/ Playfields		•			
	Site Lighting		•			
	Fencing		•			

Ratings		
1	0%	Gen. Maint.
2	10%	Minor
3	50%	Moderate
4	75%	Major
5	100%	Replace

ID	Question	Percent of Total	Rating (1-5)	Rating %	Adj %
1	Roofing	4.9%	4	75%	3.7%
2	Exterior Walls	5.4%	2	10%	0.5%
3	Exterior Windows	3.4%	1	0%	0.0%
4	Exterior – Doors	0.6%	1	0%	0.0%
5	Interior Floors	7.6%	2	10%	0.8%
6	Interior Walls	4.0%	2	10%	0.4%
7	Interior Ceilings	4.0%	1	0%	0.0%
8	Interior – Other	3.3%	1	0%	0.0%
9	HVAC	20.0%	3	50%	10.0%
10	Electrical Lighting	8.0%	3	50%	4.0%
11	Electrical Distrib.	8.0%	3	50%	4.0%
12	Electrical Other	3.0%	3	50%	1.5%
13	Plumbing	8.0%	5	100%	8.0%
14	Fire / Life Safety	5.0%	4	75%	3.8%
15	Specialties	0.8%	5	100%	0.8%
16	Structural	4.0%	2	10%	0.4%
17	Technology/ Security	5.0%	3	50%	2.5%
18	Accessibility	5.0%	5	100%	5.0%
			FCI Value		45.3%

Other Factors						
	Environmental		1		2.0%	
	Site Factor		2		4.0%	
	Bldg. Configuration		1		1.0%	
	Code Compliance		2		2.0%	
	Food Service Equipment		2		0.5%	
	Air Conditioning		5		5.0%	
	Acoustics		0		0.0%	
				Additional FCI		14.5%

CLAYTON ACADEMY

ADDRESS: 1901 Clayton Avenue
 Pittsburgh, PA

SCHOOL TYPE: Special

GRADE CONFIGURATION: 6-12

FIXED ASSET # 117

CHILD ACCT # 335

GENERAL FACILITY INFORMATION

Facility Snapshot:	Clayton Academy
Dates of Construction (Original/Additions/Renovations)	1956, 2006
Site Acreage	3.5
Square Footage	53,459
Demountables	Yes
Enrollment (2008-09)	203
Square Feet / Student	263

Signage:	
<input checked="" type="checkbox"/>	Applied Metal
<input type="checkbox"/>	Integral with bldg construction
<input type="checkbox"/>	Free Standing/ Kiosk (Building sign at street)
<input type="checkbox"/>	Electronic/ Digital
<input type="checkbox"/>	Other
<input type="checkbox"/>	Visible from all directions

FACILITY CONDITION INDEX: 22%

SYSTEM RATINGS

	System	Gen. Maint.	Minor	Mod	Major	Replace System
Building Analysis	Roofing					•
	Exterior Walls	•				
	Exterior Windows	•				
	Exterior – Doors	•				
	Interior Floors	•				
	Interior Walls	•				
	Interior Ceilings	•				
	Interior – Other	•				
	HVAC				•	
	Electrical Lighting	•				
	Electrical Distrib.	•				
	Electrical Other	•				
	Plumbing		•			
	Fire / Life Safety	•				
	Specialties	•				
	Structural		•			
	Technology	•				
Accessibility		•				
	System	Adequate		Inadequate		
Site Analysis	Parking, Lot/Drives					•
	Walkways, Drop Areas		•			
	Playgrounds/ Playfields		•			
	Site Lighting		•			
	Fencing		•			

Ratings		
1	0%	Gen. Maint.
2	10%	Minor
3	50%	Moderate
4	75%	Major
5	100%	Replace

ID	Question	Percent of Total	Rating (1-5)	Rating %	Adj %
1	Roofing	4.9%	5	100%	4.9%
2	Exterior Walls	5.4%	1	0%	0.0%
3	Exterior Windows	3.4%	1	0%	0.0%
4	Exterior – Doors	0.6%	1	0%	0.0%
5	Interior Floors	7.6%	1	0%	0.0%
6	Interior Walls	4.0%	1	0%	0.0%
7	Interior Ceilings	4.0%	1	0%	0.0%
8	Interior – Other	3.3%	1	0%	0.0%
9	HVAC	20.0%	4	75%	15.0%
10	Electrical Lighting	8.0%	1	0%	0.0%
11	Electrical Distrib.	8.0%	1	0%	0.0%
12	Electrical Other	3.0%	1	0%	0.0%
13	Plumbing	8.0%	2	10%	0.8%
14	Fire / Life Safety	5.0%	1	0%	0.0%
15	Specialties	0.8%	1	0%	0.0%
16	Structural	4.0%	2	10%	0.4%
17	Technology/ Security	5.0%	1	0%	0.0%
18	Accessibility	5.0%	2	10%	0.5%
			FCI Value		21.6%

Other Factors					
	Environmental		0		0.0%
	Site Factor		0		0.0%
	Bldg. Configuration		0		0.0%
	Code Compliance		0		0.0%
	Food Service Equipment		0		0.0%
	Air Conditioning		0		0.0%
	Acoustics		0		0.0%
			Additional FCI		0.0%

CONROY

ADDRESS: 1398 Page Street
 Pittsburgh, PA

SCHOOL TYPE: Special

GRADE CONFIGURATION: 5-21 Yrs

FIXED ASSET # 419

CHILD ACCT # 419

GENERAL FACILITY INFORMATION

Facility Snapshot:	Conroy
Dates of Construction (Original/Additions/Renovations)	1895
Site Acreage	1.2
Square Footage	125,432
Demountables	None
Enrollment (2008-09)	230
Square Feet / Student	545

Signage:	
<input checked="" type="checkbox"/>	Applied Metal
<input type="checkbox"/>	Integral with bldg construction
<input type="checkbox"/>	Free Standing/ Kiosk (Building sign at street)
<input type="checkbox"/>	Electronic/ Digital
<input type="checkbox"/>	Other
<input type="checkbox"/>	Visible from all directions



FACILITY CONDITION INDEX: 19%

SYSTEM RATINGS

	System	Gen. Maint.	Minor	Mod	Major	Replace System
Building Analysis	Roofing		•			
	Exterior Walls		•			
	Exterior Windows		•			
	Exterior – Doors	•				
	Interior Floors			•		
	Interior Walls		•			
	Interior Ceilings	•				
	Interior – Other		•			
	HVAC		•			
	Electrical Lighting	•				
	Electrical Distrib.	•				
	Electrical Other	•				
	Plumbing				•	
	Fire / Life Safety	•				
	Specialties		•			
	Structural	•				
	Technology		•			
Accessibility	•					
	System	Adequate		Inadequate		
Site Analysis	Parking, Lot/Drives		•			
	Walkways, Drop Areas		•			
	Playgrounds/ Playfields		•			
	Site Lighting		•			
	Fencing		•			

Ratings		
1	0%	Gen. Maint.
2	10%	Minor
3	50%	Moderate
4	75%	Major
5	100%	Replace

ID	Question	Percent of Total	Rating (1-5)	Rating %	Adj %
1	Roofing	4.9%	2	10%	0.5%
2	Exterior Walls	5.4%	2	10%	0.5%
3	Exterior Windows	3.4%	2	10%	0.3%
4	Exterior – Doors	0.6%	1	0%	0.0%
5	Interior Floors	7.6%	3	50%	3.8%
6	Interior Walls	4.0%	2	10%	0.4%
7	Interior Ceilings	4.0%	1	0%	0.0%
8	Interior – Other	3.3%	2	10%	0.3%
9	HVAC	20.0%	2	10%	2.0%
10	Electrical Lighting	8.0%	1	0%	0.0%
11	Electrical Distrib.	8.0%	1	0%	0.0%
12	Electrical Other	3.0%	1	0%	0.0%
13	Plumbing	8.0%	3	50%	4.0%
14	Fire / Life Safety	5.0%	1	0%	0.0%
15	Specialties	0.8%	2	10%	0.1%
16	Structural	4.0%	1	0%	0.0%
17	Technology/ Security	5.0%	2	10%	0.5%
18	Accessibility	5.0%	1	0%	0.0%
			FCI Value		12.5%

Other Factors					
	Environmental		2		4.0%
	Site Factor		0		0.0%
	Bldg. Configuration		0		0.0%
	Code Compliance		2		2.0%
	Food Service Equipment		1		0.3%
	Air Conditioning		0		0.0%
	Acoustics		0		0.0%
			Additional FCI		6.3%

MCNAUGHER EDUCATION CENTER

ADDRESS: 2610 Maple Avenue
 Pittsburgh, PA

SCHOOL TYPE: Special

GRADE CONFIGURATION: 3-12

FIXED ASSET # 463

CHILD ACCT # 463

GENERAL FACILITY INFORMATION

Facility Snapshot:	McNaugher Education Center
Dates of Construction (Original/Additions/Renovations)	1908
Site Acreage	1.8
Square Footage	58,909
Demountables	None
Enrollment (2008-09)	97
Square Feet / Student	607

Signage:	
<input type="checkbox"/>	Applied Metal
<input checked="" type="checkbox"/>	Integral with bldg construction
<input type="checkbox"/>	Free Standing/ Kiosk (Building sign at street)
<input type="checkbox"/>	Electronic/ Digital
<input type="checkbox"/>	Other
<input type="checkbox"/>	Visible from all directions



FACILITY CONDITION INDEX: 67%

SYSTEM RATINGS

	System	Gen. Maint.	Minor	Mod	Major	Replace System
Building Analysis	Roofing		•			
	Exterior Walls				•	
	Exterior Windows				•	
	Exterior – Doors				•	
	Interior Floors					•
	Interior Walls				•	
	Interior Ceilings				•	
	Interior – Other					•
	HVAC				•	
	Electrical Lighting				•	
	Electrical Distrib.	•				
	Electrical Other	•				
	Plumbing		•			
	Fire / Life Safety				•	
	Specialties					•
	Structural		•			
	Technology		•			
Accessibility				•		
	System	Adequate		Inadequate		
Site Analysis	Parking, Lot/Drives					•
	Walkways, Drop Areas					•
	Playgrounds/ Playfields		•			
	Site Lighting		•			
	Fencing		•			

Ratings		
1	0%	Gen. Maint.
2	10%	Minor
3	50%	Moderate
4	75%	Major
5	100%	Replace

ID	Question	Percent of Total	Rating (1-5)	Rating %	Adj %
1	Roofing	4.9%	2	10%	0.5%
2	Exterior Walls	5.4%	4	75%	4.1%
3	Exterior Windows	3.4%	4	75%	2.6%
4	Exterior – Doors	0.6%	4	75%	0.5%
5	Interior Floors	7.6%	5	100%	7.6%
6	Interior Walls	4.0%	3	50%	2.0%
7	Interior Ceilings	4.0%	3	50%	2.0%
8	Interior – Other	3.3%	5	100%	3.3%
9	HVAC	20.0%	4	75%	15.0%
10	Electrical Lighting	8.0%	3	50%	4.0%
11	Electrical Distrib.	8.0%	1	0%	0.0%
12	Electrical Other	3.0%	1	0%	0.0%
13	Plumbing	8.0%	2	10%	0.8%
14	Fire / Life Safety	5.0%	3	50%	2.5%
15	Specialties	0.8%	5	100%	0.8%
16	Structural	4.0%	2	10%	0.4%
17	Technology/ Security	5.0%	2	10%	0.5%
18	Accessibility	5.0%	3	50%	2.5%
			FCI Value		48.9%

Other Factors					
	Environmental		2		4.0%
	Site Factor		3		6.0%
	Bldg. Configuration		0		0.0%
	Code Compliance		3		3.0%
	Food Service Equipment		2		0.5%
	Air Conditioning		5		5.0%
	Acoustics		0		0.0%
			Additional FCI		18.5%

PITTSBURGH PIONEER

ADDRESS: 775 Dunster Street
 Pittsburgh, PA

SCHOOL TYPE: Special

GRADE CONFIGURATION: 5-21 Yrs

FIXED ASSET # 469

CHILD ACCT # 469

GENERAL FACILITY INFORMATION

Facility Snapshot:	Pittsburgh Pioneer
Dates of Construction (Original/Additions/Renovations)	1960
Site Acreage	12.4
Square Footage	29,136
Demountables	None
Enrollment (2008-09)	69
Square Feet / Student	422

Signage:	
<input checked="" type="checkbox"/>	Applied Metal
<input type="checkbox"/>	Integral with bldg construction
<input checked="" type="checkbox"/>	Free Standing/ Kiosk (Building sign at street)
<input type="checkbox"/>	Electronic/ Digital
<input type="checkbox"/>	Other
<input type="checkbox"/>	Visible from all directions



FACILITY CONDITION INDEX: 26%

SYSTEM RATINGS

	System	Gen. Maint.	Minor	Mod	Major	Replace System
Building Analysis	Roofing	•				
	Exterior Walls			•		
	Exterior Windows		•			
	Exterior – Doors	•				
	Interior Floors		•			
	Interior Walls		•			
	Interior Ceilings			•		
	Interior – Other			•		
	HVAC	•				
	Electrical Lighting			•		
	Electrical Distrib.				•	
	Electrical Other				•	
	Plumbing		•			
	Fire / Life Safety		•			
	Specialties		•			
	Structural	•				
	Technology		•			
Accessibility	•					
	System	Adequate		Inadequate		
Site Analysis	Parking, Lot/Drives					•
	Walkways, Drop Areas		•			
	Playgrounds/ Playfields		•			
	Site Lighting		•			
	Fencing		•			

Ratings		
1	0%	Gen. Maint.
2	10%	Minor
3	50%	Moderate
4	75%	Major
5	100%	Replace

ID	Question	Percent of Total	Rating (1-5)	Rating %	Adj %
1	Roofing	4.9%	1	0%	0.0%
2	Exterior Walls	5.4%	3	50%	2.7%
3	Exterior Windows	3.4%	2	10%	0.3%
4	Exterior – Doors	0.6%	1	0%	0.0%
5	Interior Floors	7.6%	2	10%	0.8%
6	Interior Walls	4.0%	2	10%	0.4%
7	Interior Ceilings	4.0%	3	50%	2.0%
8	Interior – Other	3.3%	3	50%	1.7%
9	HVAC	20.0%	1	0%	0.0%
10	Electrical Lighting	8.0%	3	50%	4.0%
11	Electrical Distrib.	8.0%	4	75%	6.0%
12	Electrical Other	3.0%	4	75%	2.3%
13	Plumbing	8.0%	2	10%	0.8%
14	Fire / Life Safety	5.0%	2	10%	0.5%
15	Specialties	0.8%	2	10%	0.1%
16	Structural	4.0%	1	0%	0.0%
17	Technology/ Security	5.0%	3	50%	2.5%
18	Accessibility	5.0%	1	0%	0.0%
				FCI Value	24.0%

Other Factors					
	Environmental		0		0.0%
	Site Factor		0		0.0%
	Bldg. Configuration		0		0.0%
	Code Compliance		2		2.0%
	Food Service Equipment		0		0.0%
	Air Conditioning		0		0.0%
	Acoustics		0		0.0%
				Additional FCI	2.0%

SOUTH ANNEX TRANSITION CENTER

ADDRESS: 625 S 10th Street
 Pittsburgh, PA

SCHOOL TYPE:

GRADE CONFIGURATION:

FIXED ASSET # 86

CHILD ACCT # 486

GENERAL FACILITY INFORMATION

Facility Snapshot:	South Annex Transition Center
Dates of Construction (Original/Additions/Renovations)	
Site Acreage	
Square Footage	47,024
Demountables	None
Enrollment (2008-09)	0
Square Feet / Student	N/A

Signage:	
<input checked="" type="checkbox"/>	Applied Metal
<input checked="" type="checkbox"/>	Integral with bldg construction
<input type="checkbox"/>	Free Standing/ Kiosk (Building sign at street)
<input type="checkbox"/>	Electronic/ Digital
<input type="checkbox"/>	Other
<input type="checkbox"/>	Visible from all directions



FACILITY CONDITION INDEX: 71%

SYSTEM RATINGS

	System	Gen. Maint.	Minor	Mod	Major	Replace System
Building Analysis	Roofing					•
	Exterior Walls	•				
	Exterior Windows	•				
	Exterior – Doors	•				
	Interior Floors			•		
	Interior Walls			•		
	Interior Ceilings			•		
	Interior – Other					•
	HVAC		•			
	Electrical Lighting				•	
	Electrical Distrib.				•	
	Electrical Other				•	
	Plumbing					•
	Fire / Life Safety					•
	Specialties					•
	Structural	•				
	Technology					•
Accessibility					•	
	System	Adequate		Inadequate		
Site Analysis	Parking, Lot/Drives					•
	Walkways, Drop Areas		•			
	Playgrounds/ Playfields		•			
	Site Lighting		•			
	Fencing		•			

Ratings		
1	0%	Gen. Maint.
2	10%	Minor
3	50%	Moderate
4	75%	Major
5	100%	Replace

ID	Question	Percent of Total	Rating (1-5)	Rating %	Adj %
1	Roofing	4.9%	5	100%	4.9%
2	Exterior Walls	5.4%	1	0%	0.0%
3	Exterior Windows	3.4%	1	0%	0.0%
4	Exterior – Doors	0.6%	1	0%	0.0%
5	Interior Floors	7.6%	3	50%	3.8%
6	Interior Walls	4.0%	3	50%	2.0%
7	Interior Ceilings	4.0%	3	50%	2.0%
8	Interior – Other	3.3%	5	100%	3.3%
9	HVAC	20.0%	2	10%	2.0%
10	Electrical Lighting	8.0%	4	75%	6.0%
11	Electrical Distrib.	8.0%	4	75%	6.0%
12	Electrical Other	3.0%	4	75%	2.3%
13	Plumbing	8.0%	5	100%	8.0%
14	Fire / Life Safety	5.0%	5	100%	5.0%
15	Specialties	0.8%	5	100%	0.8%
16	Structural	4.0%	1	0%	0.0%
17	Technology/ Security	5.0%	5	100%	5.0%
18	Accessibility	5.0%	5	100%	5.0%
			FCI Value		56.1%

Other Factors					
	Environmental		1		2.0%
	Site Factor		2		4.0%
	Bldg. Configuration		0		0.0%
	Code Compliance		3		3.0%
	Food Service Equipment		5		1.3%
	Air Conditioning		5		5.0%
	Acoustics		0		0.0%
			Additional FCI		15.3%

CONNELLEY TECHNICAL INSTITUTE

ADDRESS: 1501 Bedford Avenue
 Pittsburgh, PA

SCHOOL TYPE: Technical Institute and Adult Education

GRADE CONFIGURATION: Closed

FIXED ASSET # 998

CHILD ACCT # 0



GENERAL FACILITY INFORMATION

Facility Snapshot:	Connelley Technical Institute
Dates of Construction (Original/Additions/Renovations)	1930
Site Acreage	2.62
Square Footage	233,822
Demountables	None
Enrollment (2008-09)	Closed
Square Feet / Student	N/A

Signage:	
<input type="checkbox"/>	Applied Metal
<input checked="" type="checkbox"/>	Integral with bldg construction
<input type="checkbox"/>	Free Standing/ Kiosk (Building sign at street)
<input type="checkbox"/>	Electronic/ Digital
<input type="checkbox"/>	Other
<input type="checkbox"/>	Visible from all directions

FACILITY CONDITION INDEX: 100%

SYSTEM RATINGS

	System	Gen. Maint.	Minor	Mod	Major	Replace System
Building Analysis	Roofing				•	
	Exterior Walls			•		
	Exterior Windows					•
	Exterior – Doors	•				
	Interior Floors					•
	Interior Walls			•		
	Interior Ceilings			•		
	Interior – Other					•
	HVAC				•	
	Electrical Lighting					•
	Electrical Distrib.					•
	Electrical Other					•
	Plumbing					•
	Fire / Life Safety		•			
	Specialties					•
	Structural			•		
	Technology				•	
Accessibility			•			
	System	Adequate		Inadequate		
Site Analysis	Parking, Lot/Drives					•
	Walkways, Drop Areas		•			
	Playgrounds/ Playfields		•			
	Site Lighting		•			
	Fencing		•			

Ratings		
1	0%	Gen. Maint.
2	10%	Minor
3	50%	Moderate
4	75%	Major
5	100%	Replace

ID	Question	Percent of Total	Rating (1-5)	Rating %	Adj %
1	Roofing	4.9%	4	75%	3.7%
2	Exterior Walls	5.4%	3	50%	2.7%
3	Exterior Windows	3.4%	5	100%	3.4%
4	Exterior – Doors	0.6%	1	0%	0.0%
5	Interior Floors	7.6%	5	100%	7.6%
6	Interior Walls	4.0%	3	50%	2.0%
7	Interior Ceilings	4.0%	3	50%	2.0%
8	Interior – Other	3.3%	5	100%	3.3%
9	HVAC	20.0%	4	75%	15.0%
10	Electrical Lighting	8.0%	5	100%	8.0%
11	Electrical Distrib.	8.0%	5	100%	8.0%
12	Electrical Other	3.0%	5	100%	3.0%
13	Plumbing	8.0%	5	100%	8.0%
14	Fire / Life Safety	5.0%	2	10%	0.5%
15	Specialties	0.8%	5	100%	0.8%
16	Structural	4.0%	3	50%	2.0%
17	Technology/ Security	5.0%	4	75%	3.8%
18	Accessibility	5.0%	3	50%	2.5%
			FCI Value		76.2%

Other Factors					
	Environmental		2		4.0%
	Site Factor		3		6.0%
	Bldg. Configuration		3		3.0%
	Code Compliance		4		4.0%
	Food Service Equipment		5		1.3%
	Air Conditioning		5		5.0%
	Acoustics		2		0.5%
			Additional FCI		23.8%

KNOXVILLE

ADDRESS: 90 Georgia Avenue
 Pittsburgh, PA

SCHOOL TYPE: Closed

GRADE CONFIGURATION: Closed

FIXED ASSET #

CHILD ACCT #

GENERAL FACILITY INFORMATION

Facility Snapshot:	Knoxville
Dates of Construction (Original/Additions/Renovations)	
Site Acreage	
Square Footage	132,684
Demountables	None
Enrollment (2008-09)	Closed
Square Feet / Student	N/A

Signage:	
<input type="checkbox"/>	Applied Metal
<input type="checkbox"/>	Integral with bldg construction
<input type="checkbox"/>	Free Standing/ Kiosk (Building sign at street)
<input type="checkbox"/>	Electronic/ Digital
<input checked="" type="checkbox"/>	Other
<input type="checkbox"/>	Visible from all directions

FACILITY CONDITION INDEX: 64%

SYSTEM RATINGS

	System	Gen. Maint.	Minor	Mod	Major	Replace System
Building Analysis	Roofing					•
	Exterior Walls		•			
	Exterior Windows		•			
	Exterior – Doors		•			
	Interior Floors			•		
	Interior Walls				•	
	Interior Ceilings			•		
	Interior – Other				•	
	HVAC					•
	Electrical Lighting				•	
	Electrical Distrib.				•	
	Electrical Other					•
	Plumbing					•
	Fire / Life Safety				•	
	Specialties					•
	Structural				•	
	Technology				•	
Accessibility				•		
	System	Adequate		Inadequate		
Site Analysis	Parking, Lot/Drives		•			
	Walkways, Drop Areas		•			
	Playgrounds/ Playfields					•
	Site Lighting		•			
	Fencing					•

Ratings		
1	0%	Gen. Maint.
2	10%	Minor
3	50%	Moderate
4	75%	Major
5	100%	Replace

ID	Question	Percent of Total	Rating (1-5)	Rating %	Adj %
1	Roofing	4.9%	5	100%	4.9%
2	Exterior Walls	5.4%	2	10%	0.5%
3	Exterior Windows	3.4%	2	10%	0.3%
4	Exterior – Doors	0.6%	2	10%	0.1%
5	Interior Floors	7.6%	3	50%	3.8%
6	Interior Walls	4.0%	4	75%	3.0%
7	Interior Ceilings	4.0%	3	50%	2.0%
8	Interior – Other	3.3%	4	75%	2.5%
9	HVAC	20.0%	5	100%	20.0%
10	Electrical Lighting	8.0%	3	50%	4.0%
11	Electrical Distrib.	8.0%	3	50%	4.0%
12	Electrical Other	3.0%	5	100%	3.0%
13	Plumbing	8.0%	4	75%	6.0%
14	Fire / Life Safety	5.0%	3	50%	2.5%
15	Specialties	0.8%	4	75%	0.6%
16	Structural	4.0%	3	50%	2.0%
17	Technology/ Security	5.0%	3	50%	2.5%
18	Accessibility	5.0%	3	50%	2.5%
				FCI Value	64.2%

Other Factors					
	Environmental		0	0.0%	
	Site Factor		0	0.0%	
	Bldg. Configuration		0	0.0%	
	Code Compliance		0	0.0%	
	Food Service Equipment		0	0.0%	
	Air Conditioning		0	0.0%	
	Acoustics		0	0.0%	
				Additional FCI	0.0%

PROSPECT

ADDRESS: 45 Cowan Street
 Pittsburgh, PA

SCHOOL TYPE: Closed

GRADE CONFIGURATION: Closed

FIXED ASSET #

CHILD ACCT #

GENERAL FACILITY INFORMATION

Facility Snapshot:	Prospect
Dates of Construction (Original/Additions/Renovations)	1931
Site Acreage	
Square Footage	129,161
Demountables	None
Enrollment (2008-09)	Closed
Square Feet / Student	N/A

Signage:	
<input type="checkbox"/>	Applied Metal
<input checked="" type="checkbox"/>	Integral with bldg construction
<input type="checkbox"/>	Free Standing/ Kiosk (Building sign at street)
<input type="checkbox"/>	Electronic/ Digital
<input type="checkbox"/>	Other
<input type="checkbox"/>	Visible from all directions



FACILITY CONDITION INDEX: 72%

SYSTEM RATINGS

	System	Gen. Maint.	Minor	Mod	Major	Replace System
Building Analysis	Roofing					•
	Exterior Walls				•	
	Exterior Windows		•			
	Exterior – Doors		•			
	Interior Floors			•		
	Interior Walls				•	
	Interior Ceilings			•		
	Interior – Other				•	
	HVAC					•
	Electrical Lighting			•		
	Electrical Distrib.				•	
	Electrical Other					•
	Plumbing				•	
	Fire / Life Safety			•		
	Specialties				•	
	Structural			•		
	Technology			•		
Accessibility					•	
	System	Adequate		Inadequate		
Site Analysis	Parking, Lot/Drives		•			
	Walkways, Drop Areas		•			
	Playgrounds/ Playfields					•
	Site Lighting					•
	Fencing					•

Ratings		
1	0%	Gen. Maint.
2	10%	Minor
3	50%	Moderate
4	75%	Major
5	100%	Replace

ID	Question	Percent of Total	Rating (1-5)	Rating %	Adj %
1	Roofing	4.9%	5	100%	4.9%
2	Exterior Walls	5.4%	4	75%	4.1%
3	Exterior Windows	3.4%	2	10%	0.3%
4	Exterior – Doors	0.6%	2	10%	0.1%
5	Interior Floors	7.6%	3	50%	3.8%
6	Interior Walls	4.0%	4	75%	3.0%
7	Interior Ceilings	4.0%	3	50%	2.0%
8	Interior – Other	3.3%	4	75%	2.5%
9	HVAC	20.0%	5	100%	20.0%
10	Electrical Lighting	8.0%	3	50%	4.0%
11	Electrical Distrib.	8.0%	4	75%	6.0%
12	Electrical Other	3.0%	5	100%	3.0%
13	Plumbing	8.0%	4	75%	6.0%
14	Fire / Life Safety	5.0%	3	50%	2.5%
15	Specialties	0.8%	4	75%	0.6%
16	Structural	4.0%	3	50%	2.0%
17	Technology/ Security	5.0%	3	50%	2.5%
18	Accessibility	5.0%	5	100%	5.0%
			FCI Value		72.2%

Other Factors					
	Environmental		0	0.0%	
	Site Factor		0	0.0%	
	Bldg. Configuration		0	0.0%	
	Code Compliance		0	0.0%	
	Food Service Equipment		0	0.0%	
	Air Conditioning		0	0.0%	
	Acoustics		0	0.0%	
			Additional FCI		0.0%

RIDGE AVENUE

ADDRESS: 635 Ridge Avenue
 Pittsburgh, PA

SCHOOL TYPE: Closed

GRADE CONFIGURATION: Closed

FIXED ASSET # 024

CHILD ACCT #



GENERAL FACILITY INFORMATION

Facility Snapshot:	Ridge Avenue
Dates of Construction (Original/Additions/Renovations)	1932
Site Acreage	2.8
Square Footage	44,618
Demountables	None
Enrollment (2008-09)	Closed
Square Feet / Student	N/A

Signage:	
<input checked="" type="checkbox"/>	Applied Metal
<input type="checkbox"/>	Integral with bldg construction
<input type="checkbox"/>	Free Standing/ Kiosk (Building sign at street)
<input type="checkbox"/>	Electronic/ Digital
<input type="checkbox"/>	Other
<input type="checkbox"/>	Visible from all directions



FACILITY CONDITION INDEX: 101%

SYSTEM RATINGS

	System	Gen. Maint.	Minor	Mod	Major	Replace System
Building Analysis	Roofing					•
	Exterior Walls			•		
	Exterior Windows					•
	Exterior – Doors					•
	Interior Floors				•	
	Interior Walls			•		
	Interior Ceilings					•
	Interior – Other					•
	HVAC					•
	Electrical Lighting				•	
	Electrical Distrib.				•	
	Electrical Other				•	
	Plumbing					•
	Fire / Life Safety					•
	Specialties					•
	Structural	•				
	Technology					•
Accessibility					•	
	System	Adequate		Inadequate		
Site Analysis	Parking, Lot/Drives					•
	Walkways, Drop Areas					•
	Playgrounds/ Playfields		•			
	Site Lighting					•
	Fencing		•			

Ratings		
1	0%	Gen. Maint.
2	10%	Minor
3	50%	Moderate
4	75%	Major
5	100%	Replace

ID	Question	Percent of Total	Rating (1-5)	Rating %	Adj %
1	Roofing	4.9%	5	100%	4.9%
2	Exterior Walls	5.4%	3	50%	2.7%
3	Exterior Windows	3.4%	5	100%	3.4%
4	Exterior – Doors	0.6%	5	100%	0.6%
5	Interior Floors	7.6%	4	75%	5.7%
6	Interior Walls	4.0%	3	50%	2.0%
7	Interior Ceilings	4.0%	5	100%	4.0%
8	Interior – Other	3.3%	5	100%	3.3%
9	HVAC	20.0%	5	100%	20.0%
10	Electrical Lighting	8.0%	4	75%	6.0%
11	Electrical Distrib.	8.0%	4	75%	6.0%
12	Electrical Other	3.0%	4	75%	2.3%
13	Plumbing	8.0%	5	100%	8.0%
14	Fire / Life Safety	5.0%	5	100%	5.0%
15	Specialties	0.8%	5	100%	0.8%
16	Structural	4.0%	1	0%	0.0%
17	Technology/ Security	5.0%	5	100%	5.0%
18	Accessibility	5.0%	5	100%	5.0%
				FCI Value	84.7%

Other Factors					
	Environmental		2		4.0%
	Site Factor		2		4.0%
	Bldg. Configuration		0		0.0%
	Code Compliance		3		3.0%
	Food Service Equipment		3		0.8%
	Air Conditioning		5		5.0%
	Acoustics		0		0.0%
				Additional FCI	16.8%

SCHENLEY - CLOSED

ADDRESS: 4101 Bigelow Boulevard
 Pittsburgh, PA

SCHOOL TYPE: Closed

GRADE CONFIGURATION: Closed

FIXED ASSET # 322

CHILD ACCT # 322

GENERAL FACILITY INFORMATION

Facility Snapshot:	Schenley - Closed
Dates of Construction (Original/Additions/Renovations)	1916
Site Acreage	4.2
Square Footage	320,000
Demountables	None
Enrollment (2008-09)	Closed
Square Feet / Student	N/A

Signage:	
<input type="checkbox"/>	Applied Metal
<input checked="" type="checkbox"/>	Integral with bldg construction
<input type="checkbox"/>	Free Standing/ Kiosk (Building sign at street)
<input type="checkbox"/>	Electronic/ Digital
<input type="checkbox"/>	Other
<input type="checkbox"/>	Visible from all directions



FACILITY CONDITION INDEX: 108%

SYSTEM RATINGS

	System	Gen. Maint.	Minor	Mod	Major	Replace System
Building Analysis	Roofing			•		
	Exterior Walls			•		
	Exterior Windows			•		
	Exterior – Doors	•				
	Interior Floors				•	
	Interior Walls				•	
	Interior Ceilings				•	
	Interior – Other					•
	HVAC					•
	Electrical Lighting					•
	Electrical Distrib.					•
	Electrical Other					•
	Plumbing					•
	Fire / Life Safety		•			
	Specialties					•
	Structural		•			
	Technology				•	
	Accessibility				•	
	System	Adequate		Inadequate		
Site Analysis	Parking, Lot/Drives					•
	Walkways, Drop Areas		•			
	Playgrounds/ Playfields		•			
	Site Lighting					•
	Fencing		•			

Ratings		
1	0%	Gen. Maint.
2	10%	Minor
3	50%	Moderate
4	75%	Major
5	100%	Replace

ID	Question	Percent of Total	Rating (1-5)	Rating %	Adj %
1	Roofing	4.9%	3	50%	2.5%
2	Exterior Walls	5.4%	3	50%	2.7%
3	Exterior Windows	3.4%	3	50%	1.7%
4	Exterior – Doors	0.6%	1	0%	0.0%
5	Interior Floors	7.6%	4	75%	5.7%
6	Interior Walls	4.0%	4	75%	3.0%
7	Interior Ceilings	4.0%	4	75%	3.0%
8	Interior – Other	3.3%	5	100%	3.3%
9	HVAC	20.0%	5	100%	20.0%
10	Electrical Lighting	8.0%	5	100%	8.0%
11	Electrical Distrib.	8.0%	5	100%	8.0%
12	Electrical Other	3.0%	5	100%	3.0%
13	Plumbing	8.0%	5	100%	8.0%
14	Fire / Life Safety	5.0%	2	10%	0.5%
15	Specialties	0.8%	5	100%	0.8%
16	Structural	4.0%	2	10%	0.4%
17	Technology/ Security	5.0%	4	75%	3.8%
18	Accessibility	5.0%	4	75%	3.8%
			FCI Value		78.1%

Other Factors					
	Environmental		5		10.0%
	Site Factor		3		6.0%
	Bldg. Configuration		4		4.0%
	Code Compliance		4		4.0%
	Food Service Equipment		3		0.8%
	Air Conditioning		5		5.0%
	Acoustics		0		0.0%
			Additional FCI		29.8%

FACILITY RANK by TOTAL FCI RATING

RANK	FIXED ASSET #	FACILITY NAME	BASE FCI	OTHER FACTORS	TOTAL FCI
1	142	Faison Primary	0.49%	0.00%	0.49%
2	250	South Brook	0.49%	1.00%	1.49%
3	303	CAPA High School	0.00%	2.00%	2.00%
4	210	Rooney Middle School	1.49%	10.75%	12.24%
5	172	Roosevelt (New)	0.54%	13.75%	14.29%
6	305	Carrick High School	9.46%	5.25%	14.71%
7	208	Concord Elementary	9.40%	6.00%	15.40%
8	232	Frick International Studies	12.51%	4.00%	16.51%
9	998	Conroy	12.48%	6.25%	18.73%
10	327	Westinghouse High School	12.64%	8.00%	20.64%
11	117	Clayton Academy	21.60%	0.00%	21.60%
12	211	University Prep at Milliones	17.75%	6.25%	24.00%
13	110	Brookline	15.18%	10.00%	25.18%
14	469	Pittsburgh Pioneer	23.98%	2.00%	25.98%
15	195	Dr. Martin Luther King Elementary	20.60%	8.00%	28.60%
16	299	Classical Academy	22.70%	10.00%	32.70%
17	185	West Liberty Elementary	22.76%	11.00%	33.76%
18	204	Allegheny Annex	24.16%	10.00%	34.16%
19	168	Phillips Elementary	29.92%	10.00%	39.92%

Pittsburgh Public Schools Facility Conditions
 Facility Assessment Report

RANK	FIXED ASSET #	FACILITY NAME	BASE FCI	OTHER FACTORS	TOTAL FCI
20	160	Murray Elementary	29.19%	11.00%	40.19%
21	153	Mifflin	29.43%	11.00%	40.43%
22	329	Brashear High School and South Hills Middle School	30.25%	10.25%	40.50%
23	298	Arsenal 6-8	32.81%	11.25%	44.06%
24	189	Woolslair	25.33%	19.25%	44.58%
25	162	Miller	22.88%	22.00%	44.88%
26	187	Whittier Elementary	28.21%	16.75%	44.96%
27	279	Sterrett	38.68%	7.00%	45.68%
28	318	Peabody High School	36.96%	9.50%	46.46%
29	116	Colfax	37.74%	9.00%	46.74%
30	181	Sunnyside	39.31%	8.00%	47.31%
31	164	Northview Heights Elementary	38.32%	9.25%	47.57%
32	108	Arsenal PK-5	36.81%	11.25%	48.06%
33	184	Weil Elementary	34.99%	13.25%	48.24%
34	147	Liberty Elementary	35.01%	13.25%	48.26%
35	148	Lincoln Primary Campus	31.86%	17.00%	48.86%
36	161	Dilworth Elementary	33.89%	16.25%	50.14%
37	313	Langley High School	42.57%	8.25%	50.82%
38	113	Chartiers ECC	36.95%	14.25%	51.20%
39	103	Banksville	38.32%	13.00%	51.32%
40	137	Greenfield	42.72%	9.25%	51.97%

Pittsburgh Public Schools Facility Conditions
 Facility Assessment Report

RANK	FIXED ASSET #	FACILITY NAME	BASE FCI	OTHER FACTORS	TOTAL FCI
41	178	Spring Hill Elementary	39.08%	14.00%	53.08%
42	112	Carmalt	45.43%	8.00%	53.43%
43	105	Beechwood Elementary	40.60%	13.00%	53.60%
44	280	Arlington Primary	39.61%	14.50%	54.11%
45	176	Schaeffer Intermediate	37.71%	17.75%	55.46%
46	106	Lincoln Intermediate Campus	39.08%	17.00%	56.08%
47	131	Fort Pitt	37.92%	20.00%	57.92%
48	174	Schaeffer Primary	45.79%	12.50%	58.29%
49	155	Minadeo Elementary	45.22%	13.25%	58.47%
50	173	Roosevelt Primary (Old)	44.88%	13.75%	58.63%
51	180	Stevens	41.97%	16.75%	58.72%
52	297	Schenley High School and ECC at Reizenstein	48.68%	10.25%	58.93%
53	301	Allerdice High School	47.15%	12.25%	59.40%
54	183	Vann	42.53%	17.00%	59.53%
55	101	Arlington Intermediate	45.20%	14.50%	59.70%
56	121	Faison Intermediate	48.05%	11.75%	59.80%
57	177	Spring Garden ECC	45.33%	14.50%	59.83%
58	304	Baxter Student Achievement Center	45.07%	16.50%	61.57%
59	317	Oliver High School	46.48%	16.25%	62.73%
60	186	Westwood	51.11%	12.00%	63.11%
61	102	Allegheny Traditional Academy	50.90%	13.25%	64.15%

Pittsburgh Public Schools Facility Conditions
 Facility Assessment Report

RANK	FIXED ASSET #	FACILITY NAME	BASE FCI	OTHER FACTORS	TOTAL FCI
62	0	Knoxville	64.22%	0.00%	64.22%
63	319	Perry High School	48.21%	16.25%	64.46%
64	157	Morrow Elementary	50.86%	16.00%	66.86%
65	463	McNaugher Education Center	48.94%	18.50%	67.44%
66	136	Grandview Elementary	48.60%	19.00%	67.60%
67	134	Fulton Elementary	56.28%	13.25%	69.53%
68	149	Linden Elementary	55.65%	14.50%	70.15%
69	86	South Annex Transition Center	56.05%	15.25%	71.30%
70	0	Prospect Elementary	72.23%	0.00%	72.23%
71	141	Homewood ECC	55.78%	16.75%	72.53%
72	275	Schiller	51.68%	22.25%	73.93%
73	123	McCleary ECC	60.35%	14.25%	74.60%
74	151	Manchester	60.87%	14.25%	75.12%
75	109	Bon Air ECC	67.03%	14.75%	81.78%
76	133	Pittsburgh Montessori	67.73%	17.75%	85.48%
77	272	Rogers CAPA	72.65%	21.00%	93.65%
78	118	Connelley Technical Institute	76.23%	23.75%	99.98%
79	24	Ridge Avenue	84.65%	16.75%	101.40%
80	322	Schenley - Closed	78.05%	29.75%	107.80%