



*The Pathway to the Promise.*

**Building Excellence:** *Blueprint for the Future*

## **FINAL REPORT**

November 2, 2009

Pittsburgh CAPA 6-12

Pittsburgh Linden K-5



Pittsburgh Allerderdice High School



## Acknowledgements

DeJONG extends our appreciation to Pittsburgh Public Schools Board of Public Education for commissioning the Long-Term Needs and Utilization Study. We also thank the District-Wide Steering Committee and all of the participants of the process who assisted in the development of this facility plan.

### Board of Public Education

Theresa Colaizzi, President  
Thomas Sumpter First Vice-President  
William Isler, Second Vice-President  
Dr. Dara Ware Allen  
Mark Brentley, Sr.  
Jean Fink  
Sherry Hazuda  
Floyd McCrea  
Randall Taylor

### Pittsburgh Public Schools

Mark Roosevelt, Superintendent of Schools  
Lisa Fischetti, Chief of Staff and External Affairs  
Dr. Linda Lane, Deputy Superintendent  
Christopher Berdnik, Chief Financial Officer/Chief Operations Officer  
and Assistant Secretary  
Peter J. Camarda, Executive Director Budget Development and  
Management, Operations  
Vidyadhar S. Patil, Director of Facilities  
Lawrence Bergie, Chief Information officer  
Patricia Gennari, Executive Director, Student Services  
Nancy Kodman, Executive Director, Strategic Initiatives  
Brad Rau, Budget Reform Manager

### DeJONG

William DeJONG, PhD, REFP, CEO  
Troy Glover, REFP, Vice President  
Stan Leek, Planner  
Lee Hwang, GIS Manager  
Robb Watson, Associate Director  
Scott Leopold, GIS Analyst  
Kerriane Smith, Planner

### Kimball Architecture

Christopher Haupt, AIA, Principal  
Richard Witt, JR, AIA, Sr. Architectural Planner  
Brian W. Hayes, AIA, Project Manager  
Peter Szymanski, AIA, Project Manager  
Steven Ackerman, AIA, Project Architect  
Earl Wong, JR, PE, LEED AP, Mechanical Engineer  
Robert Maccamy, PE, CIPE, Mechanical Engineer  
Scott Kraynak, PE, LEED AP, Electrical Engineer  
Robert Jozwiak, RCDD, Electrical Designer  
Lawrence Zdinak, Jr., PE, Structural Engineer  
Bradley Byrom, PE, LEED AP, Structural Engineer  
Timothy Dean, PE, Civil Engineer  
Daniel Davis, CEM, CES, Environmental Specialist

## Steering Committee

We take this opportunity to acknowledge the District-Wide Steering Committee for helping to guide the planning process. We thank them for their commitment to this process that resulted in the development of this facility plan for Pittsburgh Public Schools.

Joy Abbott  
Monica Alexander-Gandy  
Laverne Anthony  
Cherri Banks  
Chris Berdnik  
Donald Berg  
Lawrence Bergie  
Al Biestek  
Jonathan Bigelow  
Peter Camarda  
Tucker Coughenhour  
Darla Cravotta  
Jeff Crooks  
Dalhart Dobbs, Jr  
Ellen Estomin  
Robert Fadzen Jr.  
Josette Fitzgibbons  
George Gensure  
Darnell Grate  
Erica Green  
Nicole Hanlen  
Carey Harris  
Bill Hileman  
Regina Holley  
Ruth Ann Holzapfel  
Kim Howells  
Alexis Jackson  
Eddy Jones  
Patricia Kennedy

Nancy Kodman  
Corie Mann  
Shelly Martz  
Mark McClinchie  
Skip McCrea  
Mark Mechling  
Clevon Owens  
Camille Parish  
Dipti Patel  
Vidya Patil  
Michel Peck  
Paulette Poncelet  
Edward Reinhardt, Jr  
Keith Romanowski  
Debra Rucki  
Barbara Rudiak  
Daryl Saunders  
Bill Scheuering  
William Thompkins  
Mary VanHorn  
McGai Vason  
Ted Vasser  
John Vater  
Chris Waraks  
Akkiemaj Webb  
Deborah Willig

## Table of Contents

|  |    |
|--|----|
| Introduction.....                          | 1  |
| Challenges Ahead.....                      | 2  |
| Planning Process & Timeline .....          | 3  |
| Community Engagement .....                 | 4  |
| Facilities.....                            | 6  |
| Facilities Assessments .....               | 7  |
| Project Costs.....                         | 10 |
| Enrollment Projection Methodology .....    | 11 |
| Historical and Projected Enrollment.....   | 13 |
| Capacity versus Enrollment.....            | 17 |
| City Wide Community Dialogue Results.....  | 18 |
| Regional Dialogue Results.....             | 20 |
| Steering Committee Recommendations.....    | 23 |
| Overall Facility Plan Recommendations..... | 25 |
| Academic Programs .....                    | 26 |
| Facility Plan .....                        | 27 |

## Table of Contents (Continued)

|  |                                  |
|--|----------------------------------|
| Phasing of Projects .....                              | 38                               |
| North/West Region Information and Recommendations..... | 57                               |
| East Region Information and Recommendations.....       | 66                               |
| South Region Information and Recommendations .....     | 78                               |
| High Schools Information and Recommendations .....     | 87                               |
| Special Schools Information and Recommendations .....  | 95                               |
| <b>Appendices</b>                                      |                                  |
| Appendix A.....  | School Recommendations by Region |
| Appendix B.....  | Facility Assessment Report       |
| Appendix C .....                                       | Community Engagement             |

## Introduction

Pittsburgh Public Schools is committed to providing the greatest educational experience for all students who are enrolled in its schools. To ensure this commitment, District officials realize that school facilities need to be maintained and reflect environments conducive for learning and teaching. They also realized that the highest level of efficiency needs to be maintained for the District's entire facility inventory. To this end, a Long-Term Facilities Needs and Utilization Study was commissioned by the Board of Public Education. This study involved reviewing the District's facilities, determining potential future enrollments, creating needed GIS data, incorporating proposed program changes, examining capital budgets, analyzing the distribution of resources, and formulating a ten-year facility plan.

This facility plan has been significantly impacted by four major variables.

- The decline in student enrollment during the past decade which is projected to continue to impact the District for the next ten years.
- The current excess capacity as determined by the amount of unfilled seats based on student enrollment compared to the capacity of a school facility.
- The aging of buildings which causes the need for renovations and infrastructure improvements.
- The changing nature of the educational program, especially with the expansion of magnet/thematic schools.

Guiding principles of the planning process was adherence to the Core Beliefs established by the Board of Public Education. They include the following:

1. *We want to maximize academic achievement of all students;*

2. *We want a safe and orderly environment for all students and employees;*
3. *We want efficient and effective support operations for all students, families, teachers, and administrators;*
4. *We want efficient and equitable distribution of resources to address the needs of all students, to the maximum extent feasible; and*
5. *We want public confidence and strong parent/community engagement.*

This planning process was data driven and allowed for broad-based community input. The **Building Excellence: Blueprint for the Future** facility plan will serve as a conceptual framework for addressing future grade arrangements and building improvements. This plan addresses facility locations, implementation timeframe, and project costs. Further, the recommendations contained within will serve as the basis from which Pittsburgh Public School facilities are transformed into a new generation of schools that accommodates educational needs today and in the future.

Please note, the recommendations outlined within this plan are based on improvement of the physical structure. Additional work will be required of Pittsburgh Public Schools academic leadership and staff to factor in the educational impact of facility recommendations contained within this plan.



## Challenges Ahead

The **Building Excellence: Blueprint for the Future** facility plan is an aggressive effort to address the district's infrastructure and aging facility needs. Implementing the plan is critical to making a real change to physical learning environments which support student achievement and school communities. It is important to note that serious challenges remain. These include:

### **Challenge #1: Declining School Enrollment**

Student enrollment has and continues to decline. In 2006, the Board of Public Education approved a reorganization plan that resulted in 22 schools and 18 buildings closing. The right-sizing effort was designed to cut the number of unused classrooms seats from 13,706 to 3,589. The trend of declining student enrollment continues today. Based on projected enrollment, this trend is anticipated to continue through the 2018-2019 school year. Efforts such as the "Promise" and establishing magnet programs are helping to maintain students but not enough to counter balance the declining enrollment trend.

### **Challenge #2: Determining Future School Enrollments**

The District has experienced significant decline at the elementary level which will further impact the middle and high schools during the next ten years. Simultaneously, the District is implementing additional magnet schools. Many of the existing schools will be doubly impacted: first, by the decline in overall student population and second, by students who choose to attend the new magnet schools. This will have a major impact on the student population at these schools.

### **Challenge #3: Balance Short-term and Long-term Needs**

In addition to the funds needed to renovate Pittsburgh Public Schools facility inventory, additional investment in deferred maintenance and small capital projects will continue as buildings continue to age. Schools will require investment in health and safety improvements to extend the on-going life of building systems.

### **Challenge #4: Finding Interim Housing for Students**

There are various options to house students during the construction process which include both on-site and off-site housing. In order to accomplish this, an interim housing plan will need to be established.

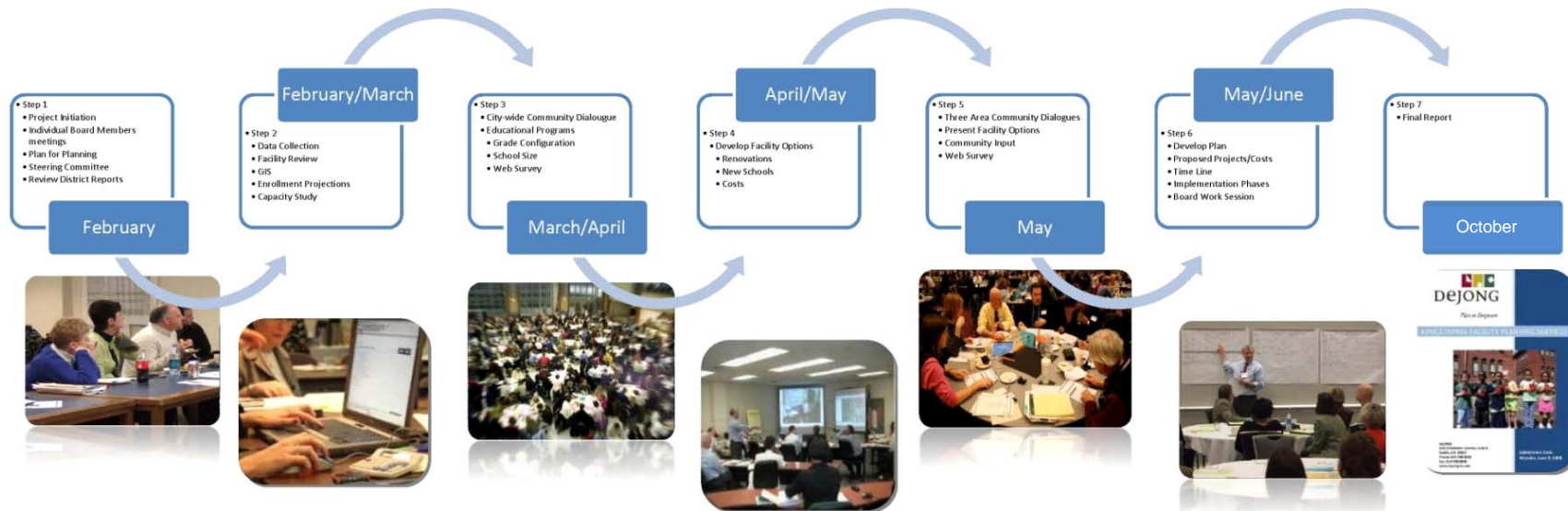
### **Challenge #5: Funding the Facility Plan**

Significant resources will be needed to address the capital project outlined in this facility plan. The economic outlook provides challenges and opportunities. The downturn in the economy causes resources to be scarce. At the same time, there has been a decline in the cost of construction and interest rates.

Renovating and reducing the number of buildings decreases operating costs. There is less square footage to maintain and utilities cost. There are also operational savings in reduced and more efficient staffing of remaining facilities.

## Planning Process & Timeline

The **Building Excellence: Blueprint for the Future** planning process was a nine-month process which included data collection, visits to each school and various forms of community engagement. The process that was followed is outlined below.

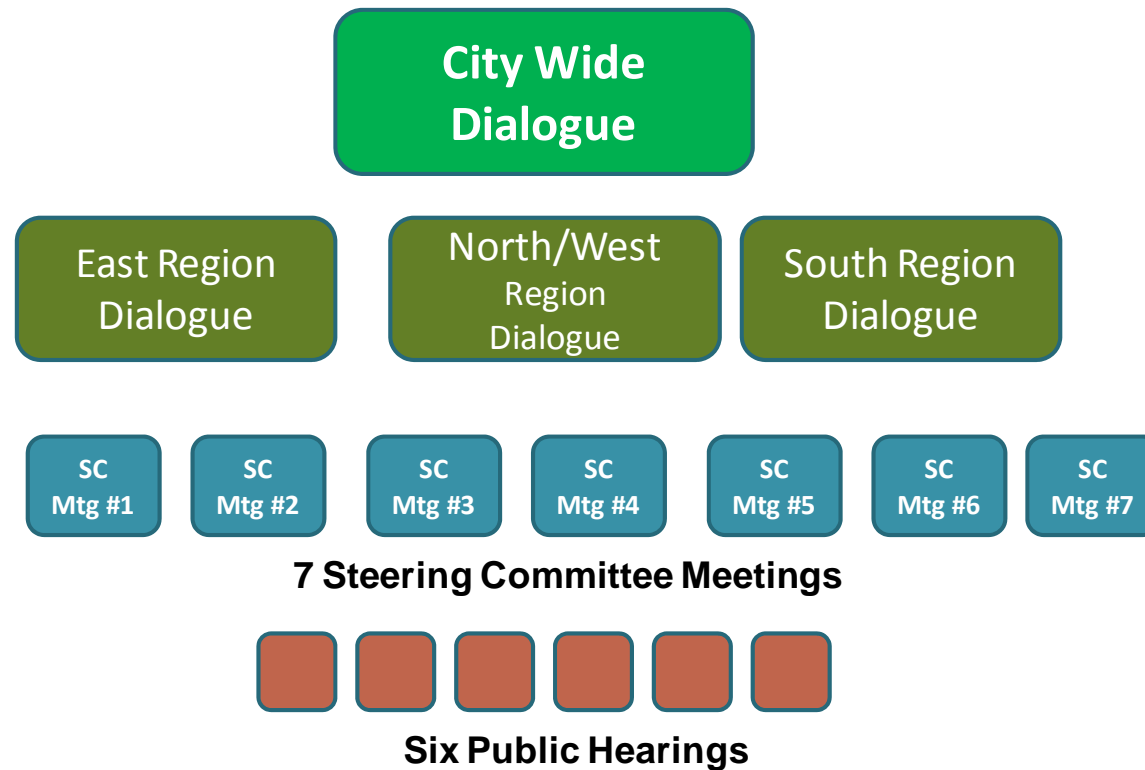


- Step One: Project Initiation [February]
- Step Two: Data Collection [February/March]
- Step Three: City-Wide Community Dialogue [March]
- Step Four: Facility Options [April/May]
- Step Five: Three Area Community Dialogues [May]
- Step Six: Develop Building Excellence: Blueprint for the Future Plan [May-August]
- Step Seven: Final Plan and Board Work Session [October]

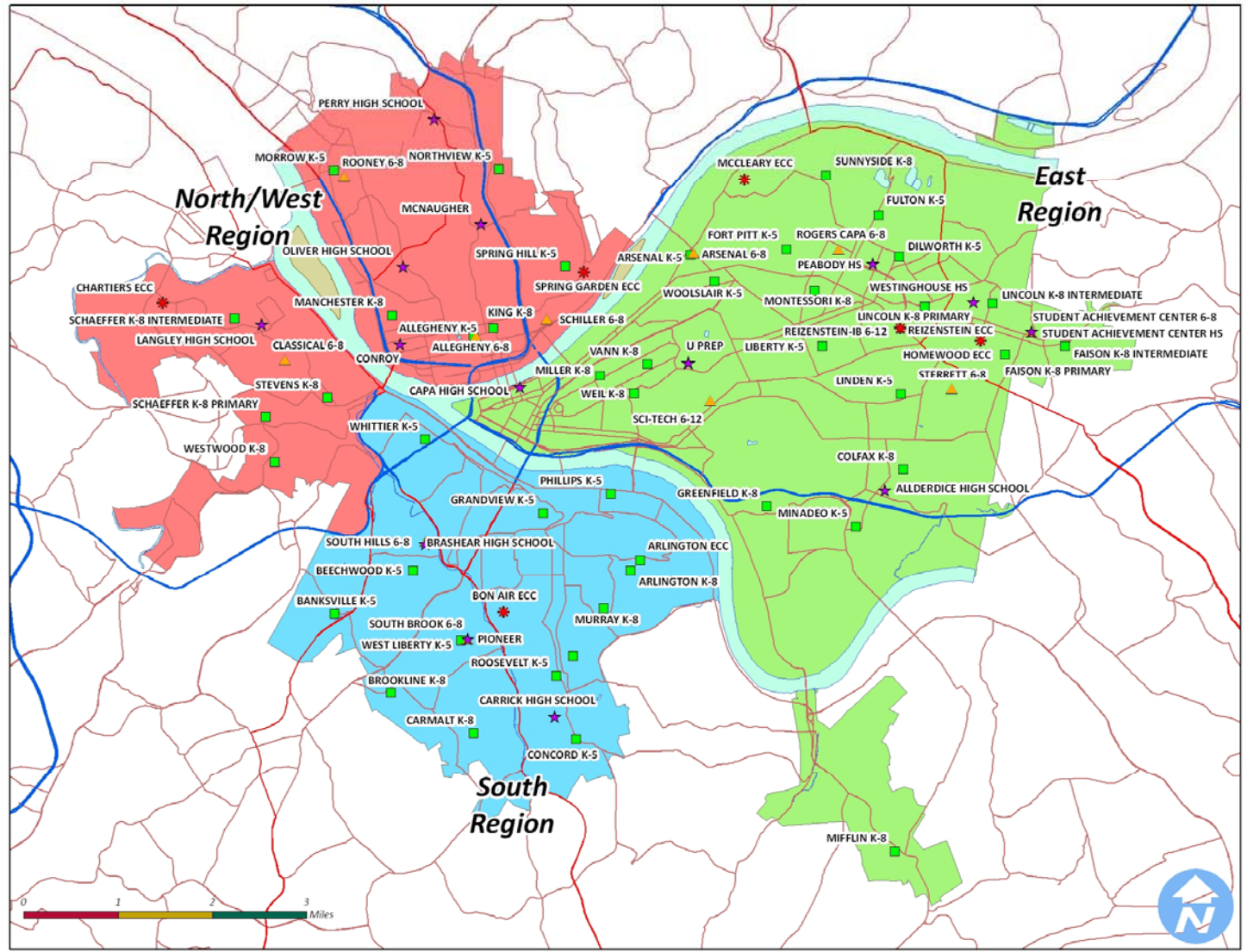


## Community Engagement

The community engagement aspect of the **Building Excellence: Blueprint for the Future** Planning Process provided opportunities for broad based input into the decision-making process. The information gathering began with a City-wide Dialogue on March 30, 2009 and ended with a 7<sup>th</sup> Steering Committee Meeting on June 11, 2009. Input gathered involved the completion of questionnaires where results were tallied and analyzed and served as one of the factors in developing this facility plan. The Board of Public Education also provided six opportunities for hearing community input. The illustration that follows lists the various and repeated opportunities given to the community to participate in the planning process.



# Pittsburgh Public Schools Areas and Schools



## Facilities

### Facilities Overview

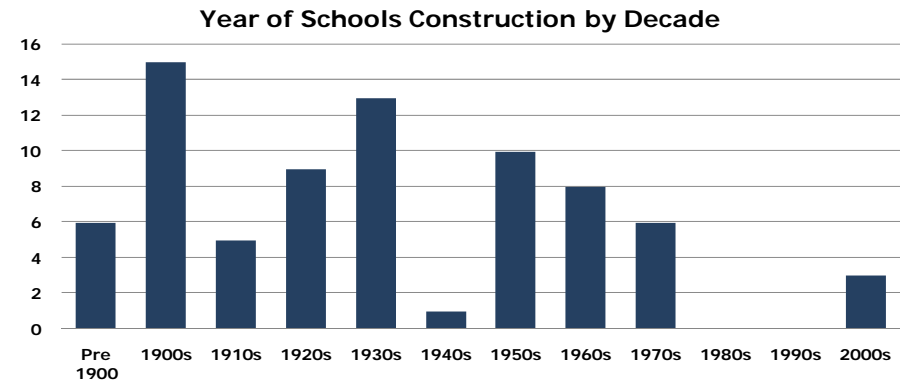
Currently, there are 76 open facilities which comprise Pittsburgh Public Schools inventory. These schools represent nearly seven million square feet of space and are located on 394 acres. The table below does not include square footage and acreage for administrative sites.

| Facility Type                         | Count     | Gross SF         | Acres      |
|---------------------------------------|-----------|------------------|------------|
| Early Childhood Centers               | 6         | 438,031          | 26         |
| Elementary [K-5] Schools              | 22        | 2,762,171        | 164        |
| Elementary [K-8] Schools              | 22        | 1,742,162        | 117        |
| Middle Schools                        | 9         | 629,987          | 32         |
| High Schools                          | 12        | 1,078,192        | 46         |
| Special Schools                       | 5         | 221,872          | 9          |
| <b>Total (Open School Facilities)</b> | <b>76</b> | <b>6,872,415</b> | <b>394</b> |

Source: Pittsburgh Public Schools

The age of schools ranges from over 100 years old to schools that have been built in the past few years. Many schools have had more recent additions. Most of the schools in the District were originally constructed prior to 1940. There were very few schools built in the 1940's [World War II] and the next boom in school construction occurred in the 1950's and 1960's [Post WWII baby boom]. There were no schools built in the 1980's and 1990's. It has only been recently that new buildings have been constructed. Most building systems [i.e. roofs, windows, electrical, mechanical, etc] are built for less than 40 years. As buildings age, major work is needed to keep the building in proper working order. Nearly all of the public schools in Pittsburgh were built:

- Before energy conservation,
- Before the advent of computers,
- Before special education students were in schools,
- Before the passage of the American with Disabilities Act,
- Before students ate lunch at school,
- Before many of the current programs and services,
- Before climate change [air-conditioning], and
- Before the current building codes.



## Facilities Assessments

One component of the **Building Excellence: Blueprint for the Future** Planning Process was to conduct condition surveys of Pittsburgh Public Schools facilities. Four teams of architects and engineers walked through the school facilities. The majority of the school tours were led by district maintenance staff who provided input and alerted the teams about current and ongoing deficiencies.

A methodology was established for reviewing the condition of the Pittsburgh Public Schools for long-range planning. Various building conditions were grouped into eighteen (18) weighted categories, which represent the major systems of a building. When constructing a school facility, the weighting represents the approximate percentage costs attributable to that system. For example: the cost of a roof represents about 4.9% of the total cost to construct the facility.

Each system was then rated on a 1-5 scale:

- **1** = like new condition, item requires general maintenance only and no immediate capital investment needed;
- **2** = good condition, deficiencies are localized and minor in nature. No immediate capital investment may be needed;
- **3** = fair condition, deficiencies are moderate in nature. Capital investment in the near term may be needed;
- **4** = poor condition, deficiencies are widespread and major in nature. Capital investment is needed immediately or in the very near term;
- **5** = item is failing or broken or at the end of its useful life, is outdated, and requires complete replacement.

The table below lists the percentage assigned to each of the 18 weighted categories.

| Weighted Categories |                         |                |
|---------------------|-------------------------|----------------|
| 1                   | Roofing                 | 4.90%          |
| 2                   | Exterior Walls          | 5.40%          |
| 3                   | Exterior Windows        | 3.40%          |
| 4                   | Exterior - Doors        | 0.60%          |
| 5                   | Interior Floors         | 7.60%          |
| 6                   | Interior Walls          | 4.00%          |
| 7                   | Interior Ceilings       | 4.00%          |
| 8                   | Interior - Other        | 3.30%          |
| 9                   | HVAC Systems            | 20.00%         |
| 10                  | Electrical Lighting     | 8.00%          |
| 11                  | Electrical Distribution | 8.00%          |
| 12                  | Electrical - Other      | 3.00%          |
| 13                  | Plumbing                | 8.00%          |
| 14                  | Fire / Life Safety      | 5.00%          |
| 15                  | Specialties             | 0.80%          |
| 16                  | Structural              | 4.00%          |
| 17                  | Technology/Security     | 5.00%          |
| 18                  | Accessibility           | 5.00%          |
|                     | <b>Total</b>            | <b>100.00%</b> |

Source: DeJONG/Kimball

For clarification purposes, interior other refers to doors, door frames and hardware, interior windows, and side lights. Electrical other refers to primary and secondary panel boards throughout a school facility. Specialties include chalk, tap, and marker boards; display cases; and lockers.

In addition seven additional factors were applied. These factors account for other costs in the context of a building project. The additional factors are as follows:

1. **Environmental** – various Pittsburgh Public Schools facilities may contain asbestos and future work in these facilities would likely require asbestos abatement.
2. **Site** – Many of the Pittsburgh Public Schools facilities require improvements within the current site conditions such as paving replacement and repairs to walks, curbs, etc. and future work in these facilities would likely require site-related work. Many of the Pittsburgh Public Schools facilities are constrained by size limitations and topography; however, those issues are beyond the scope of this evaluation.
3. **Building Configuration** – Many of the Pittsburgh Public Schools facilities have substandard spaces, such as small gymnasiums, inadequate cafeterias, and smaller than normal classrooms. Future work in these facilities would likely require some re-configuration of the building to improve these conditions.
4. **Code Compliance** – Various Pittsburgh Public Schools facilities have no certificate of occupancy from a building code official. This is common among very old buildings in the State of Pennsylvania. In order to obtain a certificate of occupancy, these building may need to be brought up to current code requirements which would require additional work to the building other than physical plant upgrades.
5. **Food Service** – Many of the Pittsburgh Public Schools facilities have minimal accommodations to serve meals to students and/or the existing conditions and equipment require upgrades or space re-configuration.
6. **Air Conditioning** – Many of the Pittsburgh Public Schools facilities have no air-conditioning which according to the Administration is a necessity they are attempting to provide.

7. **Acoustics** – Some of the Pittsburgh Public Schools facilities have inadequate wall construction between classrooms. The Administration is attempting to achieve good acoustics as an important component for delivering education.

As each system was reviewed, a total score was developed for each building. This is called the **Facility Condition Index [FCI]**. The FCI reflects the approximate cost to renovate the building in relations to the cost of replacing the building. For example if the FCI of a building is 50%, the approximate cost of renovating a building would be approximately 50% of the cost of a new building.

Consideration of the additional seven factors resulted in an increased FCI rating by as much as 20% for each school facility. Therefore, a more accurate overall rating was established for each facility and more accurate cost model for planning purposes. Please note that in some instances, the FCI rose to over 100%. In these cases, the FCI indicates that the cost estimates to rectify an existing building would be more expensive than building new. These additional factors are specific to Pittsburgh Public Schools.

Each facility was rated and a list developed for each facility in order from the lowest FCI rating (requiring little to no work) to the highest FCI rating (requiring extensive work or replacement).

For classification purposes, the FCI values translated into the following suggested actions:

| Value Scale |         |                     |
|-------------|---------|---------------------|
| 1           | 0.00%   | General Maintenance |
| 2           | 10.00%  | Minor Renovation    |
| 3           | 50.00%  | Moderate Renovation |
| 4           | 75.00%  | Major Renovation    |
| 5           | 100.00% | Replace             |

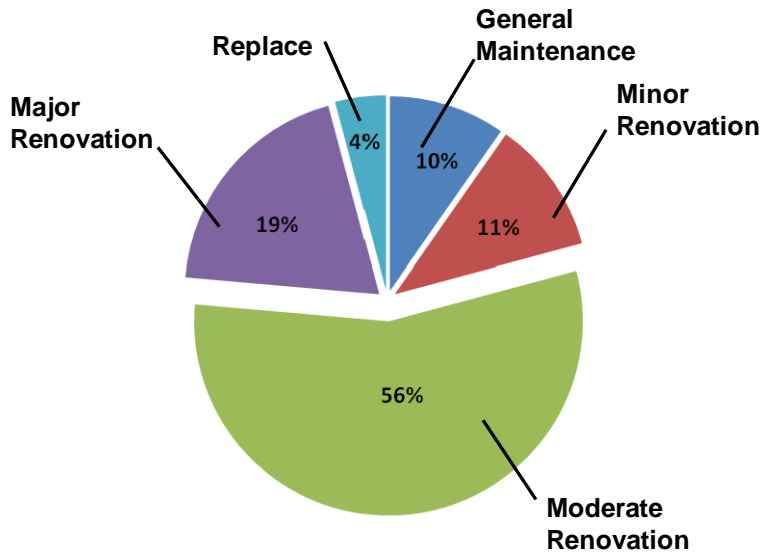
Source: DeJONG/Kimball

**Facility Conditions**

The facility assessments indicate that only 4% of Pittsburgh Public Schools are in need of complete replacement and 19% are in need of major renovation. Over half of the schools fell into the category of moderate renovation. The median FCI for assessed schools is 51.

| School Type      | # of Schools | G.M.      | Minor     | Moderate  | Major     | Replace  |
|------------------|--------------|-----------|-----------|-----------|-----------|----------|
| Early Childhood  | 6            | 3         | 3         | 0         | 0         | 0        |
| Elem (K-5 & K-8) | 44           | 3         | 2         | 31        | 7         | 1        |
| Middle           | 9            | 1         | 0         | 4         | 1         | 3        |
| High             | 12           | 4         | 3         | 4         | 1         | 0        |
| Special          | 5            | 0         | 3         | 0         | 2         | 0        |
| <b>Total</b>     | <b>76</b>    | <b>11</b> | <b>11</b> | <b>39</b> | <b>11</b> | <b>4</b> |

Source: DeJONG/Kimball



| Category            | FCI Range | Description   |
|---------------------|-----------|---|
| General Maintenance | 0 to 15   | <ul style="list-style-type: none"> <li>- Is the ongoing maintenance and upkeep of a building, extending its useful life.</li> <li>- Some of these funds are budgeted on an annual basis as part of the district's maintenance and operations budget.</li> </ul>   |
| Minor               | 16 to 30  | <ul style="list-style-type: none"> <li>- Includes selective upgrades of some systems or building components. It may also include some minor reconfiguration of interior spaces.</li> <li>- This renovation could include replacement or repair to one or more building systems such as: boilers, heating/ventilation, roofing, flooring, ceiling, lighting, electrical upgrades or painting.</li> <li>- It may also include some minor reconfiguration of interior spaces.</li> </ul> |
| Moderate            | 31 to 60  | <ul style="list-style-type: none"> <li>- This could include replacement or upgrades to building components [Handicapped accessibility, heating/ventilation/air conditioning, roof, electrical, windows, flooring, ceiling, lighting, technology infrastructure] and some interior reconfiguration of space to support educational programs.</li> </ul>  |
| Major               | 61 to 80  | <ul style="list-style-type: none"> <li>- This would include replacement or upgrades to building components [Handicapped accessibility, heating/ventilation/air conditioning, roof, electrical, windows, flooring, ceiling, lighting, technology infrastructure] and interior reconfiguration of space to support educational programs.</li> <li>- After having undergone a major renovation, an existing building would be comparable to a new building</li> </ul>                    |
| Replace             | 81 and up | Entails building a new school facility either on the same site or at a new location.  |

Source: DeJONG/Kimball

## Project Costs

Cost estimates for the proposed projects were derived by reviewing construction costs in the State of Pennsylvania and the Pittsburgh area. To further validate cost estimates, the planning team reviewed recently completed elementary, middle, and high school renovation projects for Pittsburgh Public Schools. The cost estimates are based on the assumption that each building, when renovated, would be comparable to a new facility. This does not necessarily mean that this will be done with each building but gives a relative comparison of possible project costs. Buildings may be maintained in a warm, safe, and dry condition for considerably less of an investment.

It is important to note that additions to buildings over the years, even large ones, rarely affect the remainder of the facility that may be much older. This accounts for the renovation cost for those buildings that have undergone large renovations over the years.

For planning purposes, project estimates are for 2009 construction costs. A factor of 25% was applied to account for soft costs [design, construction management, etc]. This factor does not include legal and financing costs. The following amounts were used to calculate cost for school projects.

| Renovation Level    | Elementary Cost/SF | Middle Cost/SF | High Cost/SF |
|---------------------|--------------------|----------------|--------------|
| General Maintenance | \$25               | \$27           | \$28         |
| Minor Renovation    | \$63               | \$66           | \$70         |
| Moderate Renovation | \$126              | \$133          | \$139        |
| Major Renovation    | \$189              | \$199          | \$209        |
| Replace             | \$252              | \$265          | \$278        |

Source: DeJONG/Kimball

## Enrollment Projections

A custom-designed enrollment projection program was used to develop enrollment projection. Projections were developed at different levels [district-wide, regions of the District, and individual school].

The Projection program incorporates birth data and historical district enrollment trends which factors student migration patterns and housing developments.

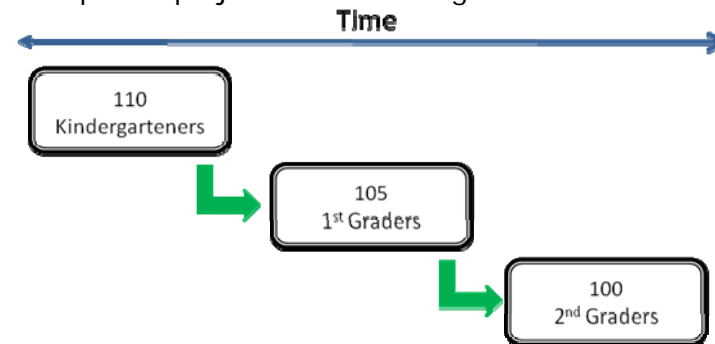
### Cohort Survival Projection Method

A major component of the projection program is based on the Cohort Survival method of projecting enrollment. The cohort is a group of persons [in this case, students]. The cohort survival projection methodology uses historic live birth data and historic student enrollments to “age” a known population or cohort throughout the school grades. For instance, a cohort begins when a group of kindergarteners enrolls in grade K and moves to first grade the following year, second grade the next year, and so on.

A “survival ratio” is developed to track how this group of students grew or shrunk in number as they moved through the grade levels. By developing survival ratios for each grade transition [i.e. 2<sup>nd</sup> to 3<sup>rd</sup> grade] over a ten-year period of time, patterns emerge and can be folded into projections by using the survival ratios as a multiplier.

For example, if student enrollment has consistently increased from the 8<sup>th</sup> to the 9<sup>th</sup> grade over the past ten years, the survival ratio would be greater than 100% and could be multiplied by the current 8<sup>th</sup> grade to develop a projection for next year’s 9<sup>th</sup> grade. This methodology can be carried through to develop ten years of projection figures. Because there is not a grade cohort to follow for students coming into kindergarten, live birth rates are used to

develop a survival ratio. Babies born five years previous to the kindergarten class are compared in number, and a ratio can be developed to project future kindergarten enrollments.



The cohort survival method is useful in areas where population is stable [relatively flat, growing steadily, or declining steadily], and where there have been no significant fluctuations in enrollment, births, and housing patterns from year to year.

To develop individual school projections, the same methodology was applied. However, there have been numerous attendance boundary changes in the past five years as schools were consolidated. There have also been multiple program and grade configuration changes.

The Pittsburgh Public Schools have also implemented several magnet schools and are contemplating expanding or opening several others. This will have a significant effect on the middle and high school grades. District-wide these grades are projected to have fewer students as the smaller elementary grades work their way through the system in the next ten years. The more traditional middle and high school will be impacted: first by the general trend of fewer students in the lower grades and second by more students attending magnet schools.



**Birth Data**

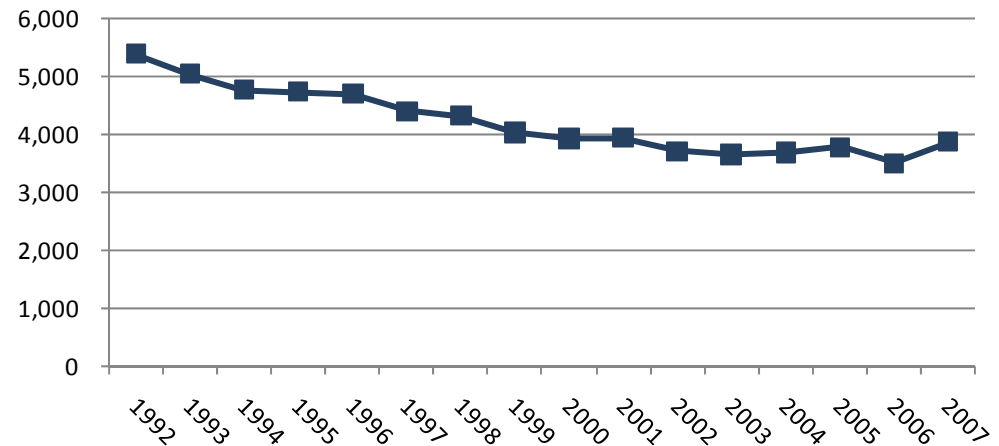
The number of historical live births in the City of Pittsburgh has declined steadily from 1992 to 2007. This represented a 31% decline from 1992 to 2002. This decline has had a significant impact on elementary schools and is beginning to work its way through secondary schools. For the period of 2002-2007, the

number of births has been relatively flat. It should be pointed out that these statistics are births of residents of Pittsburgh. This does not only represent the totals of children born in Pittsburgh hospitals but also include persons from outside of Pittsburgh.

| City of Pittsburgh |        |
|--------------------|--------|
| Year               | Births |
| 1992               | 5,371  |
| 1993               | 5,038  |
| 1994               | 4,748  |
| 1995               | 4,727  |
| 1996               | 4,679  |
| 1997               | 4,389  |
| 1998               | 4,309  |
| 1999               | 4,025  |
| 2000               | 3,915  |
| 2001               | 3,923  |
| 2002               | 3,685  |
| 2003               | 3,647  |
| 2004               | 3,671  |
| 2005               | 3,769  |
| 2006               | 3,493  |
| 2007               | 3,855  |

Source: Commonwealth of Pennsylvania - Department of Health

**City of Pittsburgh Historical Births**



Source: Commonwealth of Pennsylvania – Department of Health

## Historical Enrollment

### District Wide

During the past six school years, student enrollment has steadily declined in Pittsburgh Public Schools. Overall, between the 2003-04 and 2008-09 school years, the total number of students enrolled decreased by 6,012 students, from 34,267 to 28,255 which was a 17.5% decline.

Based on historical patterns the decline in enrollment is likely to continue especially at the middle and high school levels. Each of the elementary grades in 2008-09 was 400-500 students less than they were in 2003-2004. For example, the fourth grade in 2003-04 was 2,475 and the same grade was 1,987 for the 2008-09 school year. This is 488 fewer students.

| Pittsburgh Public Schools<br>6 Years Historical Enrollment<br>2003-04 to 2008-09 |               |               |               |               |               |               |
|--|---------------|---------------|---------------|---------------|---------------|---------------|
| Grade  | 2003-04       | 2004-05       | 2005-06       | 2006-07       | 2007-08       | 2008-09       |
| Pre-K/Preschool  | 500           | 375           | 1,354         | 871           | 1,103         | 1,616         |
| K  | 2,393         | 2,280         | 2,440         | 2,266         | 2,235         | 2,104         |
| 1  | 2,477         | 2,454         | 2,288         | 2,377         | 2,261         | 2,147         |
| 2  | 2,435         | 2,252         | 2,256         | 2,181         | 2,235         | 2,073         |
| 3  | 2,475         | 2,296         | 2,143         | 2,167         | 2,085         | 2,102         |
| 4  | 2,475         | 2,380         | 2,259         | 2,111         | 2,088         | 1,987         |
| 5  | 2,508         | 2,359         | 2,267         | 2,147         | 1,997         | 1,986         |
| <b>K-5 Subtotal</b>  | <b>14,763</b> | <b>14,021</b> | <b>13,653</b> | <b>13,249</b> | <b>12,901</b> | <b>12,399</b> |
| 6  | 2,731         | 2,429         | 2,352         | 2,233         | 2,114         | 1,893         |
| 7  | 2,747         | 2,668         | 2,354         | 2,267         | 2,136         | 2,055         |
| 8  | 2,782         | 2,583         | 2,530         | 2,242         | 2,171         | 2,054         |
| <b>6-8 Subtotal</b>  | <b>8,260</b>  | <b>7,680</b>  | <b>7,236</b>  | <b>6,742</b>  | <b>6,421</b>  | <b>6,002</b>  |
| 9  | 3,440         | 3,343         | 2,939         | 2,818         | 2,437         | 2,210         |
| 10   | 2,711         | 2,774         | 2,679         | 2,405         | 2,366         | 2,172         |
| 11   | 2,367         | 2,327         | 2,210         | 2,258         | 1,998         | 2,087         |
| 12   | 2,226         | 2,102         | 2,061         | 1,963         | 2,029         | 1,769         |
| <b>9-12 Subtotal</b>   | <b>10,744</b> | <b>10,546</b> | <b>9,889</b>  | <b>9,444</b>  | <b>8,830</b>  | <b>8,238</b>  |
| <b>K-12 Subtotal</b>   | <b>33,767</b> | <b>32,247</b> | <b>30,778</b> | <b>29,435</b> | <b>28,152</b> | <b>26,639</b> |
| <b>Grand Total</b>   | <b>34,267</b> | <b>32,622</b> | <b>32,132</b> | <b>30,306</b> | <b>29,255</b> | <b>28,255</b> |

Source: Pittsburgh Public Schools

There has also been a trend for many years of reduced housing options and a slow migration out of Pittsburgh which has affected student populations in all areas and grade levels. For example, the assessed value and estimated actual value of taxable property for the fiscal years of 2003 through 2007 showed a slight change. In 2003, the assessed value for residential property was \$7,991,249. By 2007, the amount had declined to \$7,245,153.

| Fiscal Years | Assessed Value Residential |
|--------------|----------------------------|
| 2003         | \$7,991,249                |
| 2004         | \$7,895,905                |
| 2005         | \$7,855,080                |
| 2006         | \$7,365,189                |
| 2007         | \$7,245,153                |

Source: City of Pittsburgh, Department of Finance, Division of Real Estate Property

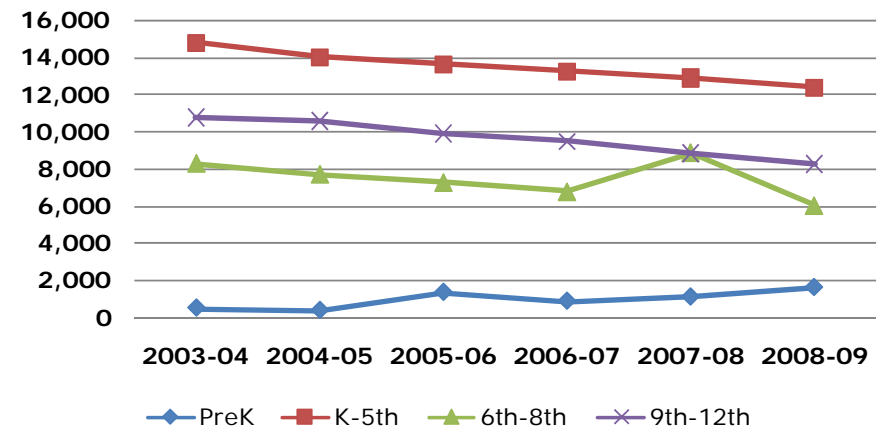
Relative to grade levels, if the Kindergarten class in 2003-2004 of 2,393 students was tracked, it became the 5<sup>th</sup> grade class in 2008-09 with 1,986 students. This represents a change of 407 students. At the same time, there has been a trend for the past several decades where the number of students in the elementary grades was higher than what those same classes would be as they entered the middle and high school grades. The 5<sup>th</sup> grade class in 2003-04 was 2,508 students. By the time this class got to 10<sup>th</sup> grade in 2008-09, the number of students had dropped to 2,172. These trends could change. However, they have followed this pattern for many years. Further, this trends could be driven by parents moving out of the city when their children become school-age, choosing to send their children to non-public schools, or students dropping out of school at the high school level.

### Grade Grouping

The following table and graph show the 6 year historical change in enrollment by grade level grouping for the 2003-04 to 2008-09 school years. At the PK-5 level, enrollment declined by 1,248 or 8.1% students during this period. Most of the PK-5 decline was offset by an increase of 1,116 Pre-K students.

At the 6-8 level, enrollment declined by 2,258 students or 27.3%. For the 9-12 level, enrollment declined by 2,506 students or 23.3%.

District Wide  
Historical Enrollment by Grade Grouping



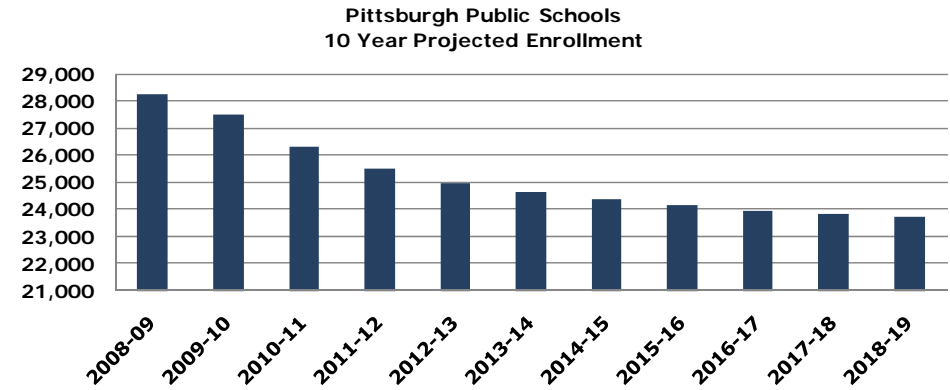
| Pittsburgh Public Schools<br>6 Year Historical Enrollment by Grade Group |               |               |               |               |               |               |
|--|---------------|---------------|---------------|---------------|---------------|---------------|
| Grade  | 2003-04       | 2004-05       | 2005-06       | 2006-07       | 2007-08       | 2008-09       |
| PreK   | 500           | 375           | 1,354         | 871           | 1,103         | 1,616         |
| K-5  | 14,763        | 14,021        | 13,653        | 13,249        | 12,901        | 12,399        |
| 6-8  | 8,260         | 7,680         | 7,236         | 6,742         | 8,830         | 6,002         |
| 9-12   | 10,744        | 10,546        | 9,889         | 9,444         | 8,830         | 8,238         |
| <b>K-12</b>  | <b>33,767</b> | <b>32,247</b> | <b>30,778</b> | <b>29,435</b> | <b>30,561</b> | <b>26,639</b> |
| <b>Grand Total</b>   | <b>34,267</b> | <b>32,622</b> | <b>32,132</b> | <b>30,306</b> | <b>31,664</b> | <b>28,255</b> |

Source: Pittsburgh Public Schools

## Projected Enrollment – District Wide

Enrollments for Pittsburgh Public Schools are projected to decline by 4,519 students over the next 10 years, through the 2018-19 school year. This represents a 15.9% decline. The major reason that there is not less decline projected is due to the flattening of the birth rates which should begin to stabilize the elementary enrollments. However, the middle and high school grades should continue to see fewer students as the previous decline of the elementary grades works its way through the upper grades.

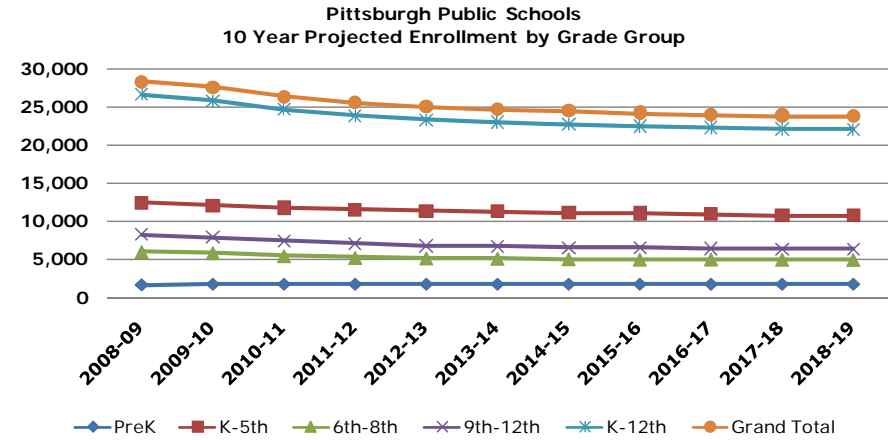
The projections also factored in a higher retention rate at the high school level than what was historically experienced. This is referred to as the “Promise” effect and accounts for an additional 10% or approximately 600 high school students. There is no way of knowing for sure what effect the Promise will have but for projection purposes the dropout rate was lowered with a belief that more students will stay in high school.



| Pittsburgh Public Schools<br>10 Year Projected Enrollment<br>2009-10 to 2018-19 |               |               |               |               |               |               |               |               |               |               |               |
|---|---------------|---------------|---------------|---------------|---------------|---------------|---------------|---------------|---------------|---------------|---------------|
| Grade   | 2008-09       | 2009-10       | 2010-11       | 2011-12       | 2012-13       | 2013-14       | 2014-15       | 2015-16       | 2016-17       | 2017-18       | 2018-19       |
| Pre-K/Preschool   | 1,616         | 1,700         | 1,700         | 1,700         | 1,700         | 1,700         | 1,700         | 1,700         | 1,700         | 1,700         | 1,700         |
| K   | 2,104         | 2,026         | 2,038         | 1,999         | 1,980         | 1,972         | 1,964         | 1,953         | 1,940         | 1,930         | 1,920         |
| 1   | 2,147         | 2,072         | 2,004         | 2,026         | 1,977         | 1,953         | 1,946         | 1,937         | 1,924         | 1,912         | 1,903         |
| 2   | 2,073         | 2,047         | 1,973         | 1,930         | 1,953         | 1,887         | 1,863         | 1,851         | 1,844         | 1,830         | 1,819         |
| 3   | 2,102         | 2,035         | 1,933         | 1,890         | 1,862         | 1,886         | 1,824         | 1,795         | 1,786         | 1,777         | 1,766         |
| 4   | 1,987         | 2,022         | 1,917         | 1,874         | 1,827         | 1,812         | 1,833         | 1,766         | 1,740         | 1,730         | 1,720         |
| 5   | 1,986         | 1,889         | 1,894         | 1,788         | 1,764         | 1,711         | 1,703         | 1,719         | 1,654         | 1,630         | 1,621         |
| <b>K-5 Subtotal</b>   | <b>12,399</b> | <b>12,091</b> | <b>11,759</b> | <b>11,506</b> | <b>11,362</b> | <b>11,221</b> | <b>11,132</b> | <b>11,021</b> | <b>10,887</b> | <b>10,808</b> | <b>10,748</b> |
| 6   | 1,893         | 1,939         | 1,828         | 1,764         | 1,729         | 1,696         | 1,678         | 1,685         | 1,709         | 1,665         | 1,656         |
| 7   | 2,055         | 1,908         | 1,828         | 1,735         | 1,744         | 1,712         | 1,684         | 1,666         | 1,674         | 1,680         | 1,652         |
| 8   | 2,054         | 2,013         | 1,804         | 1,733         | 1,696         | 1,707         | 1,691         | 1,650         | 1,642         | 1,649         | 1,665         |
| <b>6-8 Subtotal</b>   | <b>6,002</b>  | <b>5,860</b>  | <b>5,460</b>  | <b>5,232</b>  | <b>5,168</b>  | <b>5,115</b>  | <b>5,054</b>  | <b>5,002</b>  | <b>5,025</b>  | <b>4,994</b>  | <b>4,973</b>  |
| 9   | 2,210         | 2,184         | 2,043         | 1,934         | 1,826         | 1,796         | 1,776         | 1,757         | 1,717         | 1,730         | 1,760         |
| 10  | 2,172         | 2,068         | 2,098         | 1,947         | 1,802         | 1,806         | 1,758         | 1,751         | 1,733         | 1,697         | 1,704         |
| 11  | 2,087         | 1,793         | 1,642         | 1,679         | 1,573         | 1,515         | 1,512         | 1,487         | 1,483         | 1,469         | 1,439         |
| 12  | 1,769         | 1,826         | 1,635         | 1,493         | 1,555         | 1,516         | 1,443         | 1,451         | 1,426         | 1,424         | 1,413         |
| <b>9-12 Subtotal</b>  | <b>8,238</b>  | <b>7,871</b>  | <b>7,419</b>  | <b>7,053</b>  | <b>6,757</b>  | <b>6,633</b>  | <b>6,490</b>  | <b>6,446</b>  | <b>6,360</b>  | <b>6,320</b>  | <b>6,316</b>  |
| <b>K-12 Subtotal</b>  | <b>26,639</b> | <b>25,822</b> | <b>24,637</b> | <b>23,790</b> | <b>23,287</b> | <b>22,968</b> | <b>22,676</b> | <b>22,469</b> | <b>22,272</b> | <b>22,123</b> | <b>22,036</b> |
| <b>Grand Total</b>  | <b>28,255</b> | <b>27,522</b> | <b>26,337</b> | <b>25,490</b> | <b>24,987</b> | <b>24,668</b> | <b>24,376</b> | <b>24,169</b> | <b>23,972</b> | <b>23,823</b> | <b>23,736</b> |

Source: DeJONG

The following table and graph show the projected change in student enrollment from the 2008-09 school year through 2018-19 by grade level grouping. At the K-5 level, enrollment is projected to decline by 1,651 students whereas the 6-8 level is projected to decline by 1,029 students. At the 9-12 level, enrollment is projected to decline by 1,922 students.



| Pittsburgh Public Schools<br>10 Year Projected Enrollment by Grade Group |               |               |               |               |               |               |               |               |               |               |               |
|--|---------------|---------------|---------------|---------------|---------------|---------------|---------------|---------------|---------------|---------------|---------------|
| Grades   | 2008-09       | 2009-10       | 2010-11       | 2011-12       | 2012-13       | 2013-14       | 2014-15       | 2015-16       | 2016-17       | 2017-18       | 2018-19       |
| PreK   | 1,616         | 1,700         | 1,700         | 1,700         | 1,700         | 1,700         | 1,700         | 1,700         | 1,700         | 1,700         | 1,700         |
| K-5  | 12,399        | 12,091        | 11,759        | 11,506        | 11,362        | 11,221        | 11,132        | 11,021        | 10,887        | 10,808        | 10,748        |
| 6-8  | 6,002         | 5,860         | 5,460         | 5,232         | 5,168         | 5,115         | 5,054         | 5,002         | 5,025         | 4,994         | 4,973         |
| 9-12   | 8,238         | 7,871         | 7,419         | 7,053         | 6,757         | 6,633         | 6,490         | 6,446         | 6,360         | 6,320         | 6,316         |
| K-12   | 26,639        | 25,822        | 24,637        | 23,790        | 23,287        | 22,968        | 22,676        | 22,469        | 22,272        | 22,123        | 22,036        |
| <b>Grand Total</b>   | <b>28,255</b> | <b>27,522</b> | <b>26,337</b> | <b>25,490</b> | <b>24,987</b> | <b>24,668</b> | <b>24,376</b> | <b>24,169</b> | <b>23,972</b> | <b>23,823</b> | <b>23,736</b> |

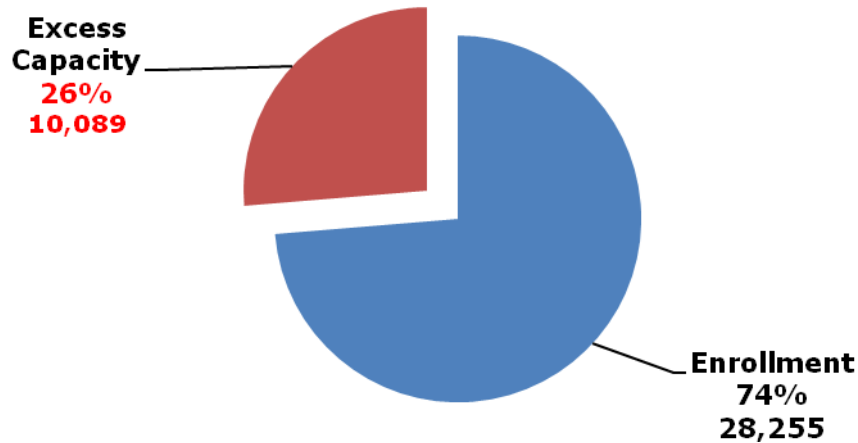
Source: DeJONG

## Capacity versus Enrollment

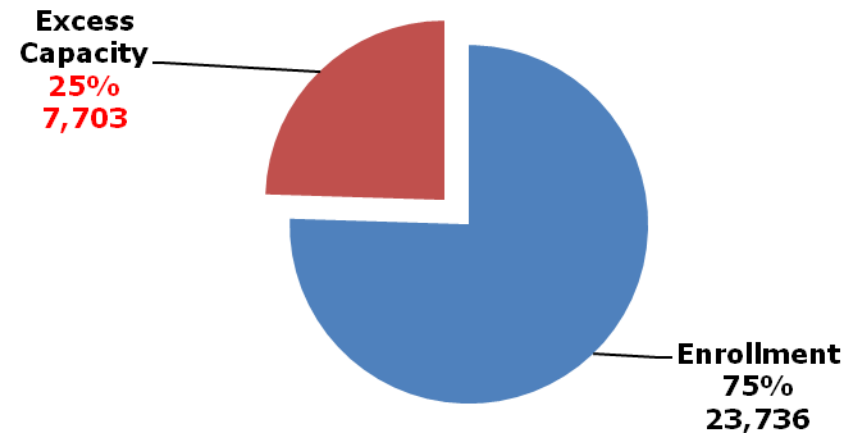
The graphs below compare total student enrollment and school facilities capacity. In 2008, Pittsburgh Public Schools had a total building capacity of 38,344. During this same time, the total student enrollment was 28,255. The excess capacity for 2008 was 10,089 or 26%. Comparatively the total capacity for 2018, contingent upon recommendations of this facility plan being implemented, will be 31,440. Projections indicate that the total student enrollment will be 23,736. The excess capacity will be 7,703 or 26% of the total capacity.

The overall district capacity will be reduced by over 6,900 seats from 2008 to 2018.

**Pittsburgh Public Schools  
2008 Enrollment vs Excess Capacity**



**Pittsburgh Public Schools  
2018 Enrollment vs Excess Capacity**



## City-Wide Community Dialogue Results

On March 30, 2009, a City-Wide Community Dialogue was held at IBEW Circuit Center to gain input on facility and academic topics for Pittsburgh Public Schools. Questions focused on student travel time, school enrollment, high schools, and career and technical education among other topics. Approximately 175 parents, students, District staff and administrators, and community members were in attendance.

The Community Dialogue was facilitated by DeJONG and began with a welcome by District officials. After a presentation by DeJONG staff, attendees were tasked with responding to a series of questions individually. After completion of this task, attendees worked in small groups to respond to the exact same questions.

To maximize the opportunity for broad based input, questionnaires were provided to each school site. In addition, an exact online version of the questionnaire was made available.

A total of 576 questionnaires were completed. Of this total, 150 were completed individually and 28 in small groups at the City-Wide Community Dialogue while 398 were completed online or at school sites.

The following is a summary of the results from the City-Wide Dialogue, individual school sites, and online questionnaire.

### Factors for selecting a school to attend

Over ninety percent of respondents completing individual and group questionnaires indicated academic quality of the program as their number one reason for selecting a school to attend. Comparatively, eighty-five percent of online respondents expressed academic quality of the program as their number one choice for selecting a school. The 2<sup>nd</sup> and 3<sup>rd</sup> most selected choices included proximity to home and community location.



### Student Travel Time

Several questions were asked about the length of travel time for students. Questions addressed travel time as it relates to diversity, specialized programs such as a magnet or career and technical education, and geographic area of the District. Each choice was asked for elementary, middle, and high school grade levels. Respondents favored a fifteen-minute travel time for elementary students. Comparatively, results revealed a willingness to have middle and high school students' travel thirty minutes. The overarching factor relative to travel time for respondents was academic strength of a school or program.

## **School Enrollment**

Respondents expressed a desire for neighborhood school boundaries (feeder patterns) to be adjusted to ensure that schools are filled, as opposed to raising property taxes to maintain empty seats. This was expressed through as strongly agree to agree responses for elementary, middle, and high school grade levels.

### **Under Enrolled Schools**

As a follow-up question, respondents were asked their preference for what action should be taken for schools that are under enrolled. Over fifty percent of individual, group, and online respondents disagreed/strongly disagreed with operating buildings that are under enrolled even if they cost more. Comparatively, over seventy percent of respondents expressed strongly agree/agree for redistricting school boundaries (feeder patterns) to better utilize facilities.

A second question, asked by grade level, was what action should be taken if a school's enrollment becomes smaller than its ideal size. More than fifty percent of individual, group, and online respondents favored transporting students to where the ideal sized schools are as opposed to students remaining at neighborhood schools but receiving less offerings than adequately sized schools for all grade levels.

### **High Schools and Career & Technical Programs**

More than seventy percent of individual, group, and online respondents strongly agreed/agreed with having fewer high schools in order to have one or more schools focused on career and technical programs.

## **Neighborhood (feeder patterns) schools and Magnet/Themed Based Options**

Individual, group, and online respondent results were divided between agree and disagree on whether the number of neighborhood (feeder pattern) elementary schools should be reduced for more magnet/theme based options or duplicating successful magnet/theme based programs. Likewise, a clear preference was reflected for middle and high school grade levels. More than sixty-five percent of individual, group, and online respondents prefer to reduce the number of neighborhood (feeder pattern) middle and high schools for more magnet/theme based options or duplicating successful magnet/theme based programs.

### **Partnerships**

More than sixty percent of individual, group, and online respondents supported Pittsburgh Public Schools entering into partnerships to expand learning and training opportunities for students. These partnerships would be with colleges and universities, technical colleges, trade unions, and local business/industry.

### **Share Facility**

Over seventy percent of individual, group, and online respondents strongly agreed/agreed with the community and/or non-profit organizations sharing a facility with a school so long as the organization pays its fair share of capital, operating/maintenance costs, and appropriate safety measures are in place.

### **Renovate versus Build New**

Over fifty percent of individual, group, and online respondents indicated a desire for Pittsburgh Public Schools to pursue the more cost effective option when determining whether to build new or renovate a facility.



## Regional Dialogue Results

On Wednesday, May 13<sup>th</sup> and Thursday, May 14, 2009, Regional Dialogues were held at high schools in three regions of Pittsburgh Public Schools – Northwest, East, and South. The purpose of these Regional Dialogues was to gain broad-based input on academic and facility topics that would help develop criteria and standards from which facility recommendations could be developed. More than 100 parents, students, District officials, administrators and staff, community and business representatives among other educational stakeholders and supporters were in attendance.

The Regional Dialogues were facilitated by DeJONG and began with a welcome by District officials. After a presentation by DeJONG Staff, attendees were tasked with responding to a series of questions individually. After completion of this task, attendees worked in small groups to respond to the exact same questions.

To maximize the opportunity for broad based input, questionnaires were provided to school sites upon request. In addition, an exact online version of the questionnaire was made available.

A total of 484 questionnaires were completed. Of this total, 104 were completed individually and 19 in small groups at Regional Dialogues while 361 were completed online or at school sites.

The following is a summary of the results from the Regional Dialogues, individual school sites, and online questionnaire. Please note that individual and online respondents' results were combined. Group results remain as independent results.

### Considerations for Addressing Under-Enrolled High Schools

Respondents were asked to prioritize considerations for addressing high schools that may be under-enrolled based on the number of students compared to the actual student capacity of the facility. The choices were expanding grades to a 6-12 arrangement as a way to fully utilize available space and combining existing high schools. More than fifty-five percent of respondents identified combining existing high schools as their choice. Comparatively, more than forty percent of respondents expressed a preference for expanding grades to a 6-12 arrangement as a way to fully utilize available space.

### High School Options

Four potential high school options were presented to respondents for consideration. They included the following:

1. A combination of three comprehensive high schools ranging in sizes from 900 – 1,200 and four thematic high schools ranging in size from 500 – 700 students each.
2. A combination of smaller comprehensive high schools ranging in size from 600 to 700 students and four thematic high schools ranging in size from 500 to 700 students each.
3. Nine thematic high schools ranging from 500 to 700 students each.
4. A combination of comprehensive and thematic high schools containing grades six to twelve and nine to twelve. The comprehensive high schools would range in sizes from 900 to 1,200 students each while the thematic high schools would range in sizes of 700 to 900 students each.

The results from this question were too varied to reach a definitive direction based on respondents' response.

### **Rank High School Choices**

A follow-up question was asked in hopes of understanding respondents preferences for high school considerations. Respondents were asked to rank options on a scale of 1 to 4 where 1 represents their 1st choice while 4 indicated their last choice. Results were too inconclusive for a clear direction to be determined based on respondents answering the question.

### **Career and Technical Education Options**

Four career and technical education options were presented to respondents for consideration. These included the following:

1. A single career technical education facility that would combine all programs at a single site.
2. Career and Technical Education as part of comprehensive high schools.
3. All themed based schools.
4. A combination of a single site as well as part of comprehensive high schools.
5. Transporting Pittsburgh Public Schools students to non-District facilities for career and technical education. Academics would be provided by Pittsburgh Public Schools.

Respondents were divided between a single location for career and technical education as well as a single location and at comprehensive high schools.

### **Rank Career and Technical Education Choices**

A follow-up question was asked as a way to understand respondents' preferences for career and technical education considerations. Respondents were asked to rank options on a scale of 1 to 5 where 1 represents their 1st choice while 5 indicated their last choice. As with the first career and technical education questions, respondents indicated a split desire for a single location as well as a combination of a single site and offering at comprehensive high schools.

### **Pre-Kindergarten**

The question was posed to respondents asking how should Pre-Kindergarten be offered. The choices included at every school, in separate early childhood centers, or combination of the two. Over forty percent of individual and online respondents as well as more than fifty-five percent of group respondents favored providing Pre-Kindergarten at every school. Comparatively, forty percent of individual and online respondents as well as thirty-eight percent of group respondents expressed a desire for a combination of offerings at individual schools and at early childhood centers.

### **Type of Elementary, Middle, and Pre-Kindergarten through Grade 8 Schools**

Respondents were asked whether elementary, middle, and Pre-Kindergarten through Grade 8 schools should be neighborhood schools (feeder pattern), magnet/theme based schools, and combination of neighborhood and magnet/theme based schools. Individual, online, and group respondents expressed a desire for neighborhood schools at the elementary grade level, magnet/theme based at the middle school grade level, and a combination of neighborhood and magnet/theme based schools for Pre-Kindergarten through Grade 8.

### **Elementary (Pre-Kindergarten - Grade 5) School Size**

Respondents were presented with three different size ranges for elementary schools from which to choose. They were 300 through 400, 400 through 500, and 500 through 600 students each. Individual, online, and group respondents favored elementary schools of 300 of 500 each.

### **Middle School Size**

Respondents were given three different middle school size ranges for consideration. They were 450 through 600, 600 through 750, and 750 through 900 students each. Individual, online, and group respondents expressed a desire for middle school of 450 through 600 students each.

### **Pre-Kindergarten through Grade 8 School Size**

Respondents were given three different Pre-Kindergarten through Grade 8 size ranges for consideration. They were 450 through 600, 600 through 750, and 750 through 900 students each. Individual, online, and group respondents expressed a desire for middle school of 450 through 600 students each.

A series of open-ended questions were posed to respondents as a means of gaining additional input. The responses to the questions were numerous. Responses to the questions are not included in this summary.

## Steering Committee

**The Building Excellence: Blueprint for the Future** Steering Committee consisted of parents, staff, students and community members. The committee held 7 meetings to review data and form recommendations to help guide the development of the facility plan.

The Steering Committee formulated facility recommendations to help guide the development of long and short-term plans. These recommendations are framed within the context of the **Building Excellence: Blueprint for the Future** Planning Process and are based on enrollment and demographic information, building condition, community input, and operational efficiency among other items. The Steering Committee did not develop individual building recommendations but did provide guidelines for consideration in developing this facility plan. These recommendations were as follows:

### 1. Facility Condition Survey

The decision to renovate or replace is contingent on the level of renovation required. Renovation of a school facility may include building additions and extensive modernization to bring a building up to current codes. This could include replacement or upgrade to all, or nearly all, building components [ADA improvements, life and safety improvements, heating/ventilation/air conditioning, roof, electrical, windows, flooring, ceiling, lighting, technology upgrades] and interior reconfiguration of space to comply with the program.

The majority of Pittsburgh Public Schools were constructed prior to 1960. Although Pittsburgh Public Schools' Facilities Maintenance and Operation staffs have done an excellent job of maintaining schools, infrastructure improvements are still needed. School surveys were conducted over a month to confirm their condition. In addition, previous plans and studies were reviewed as well as meetings were conducted with District staff. The **Steering**

**Committee** realizes that various levels of building improvements are needed for Pittsburgh Public Schools and recommends that the more cost effective options are selected for improving facilities.

### 2. Pre-Kindergarten through Grade 8 Enrollment

Pittsburgh Public Schools, like many urban school districts throughout the United States, has experienced a declining student enrollment during the last ten years. For Pre-Kindergarten through Grade 8, the level of decline varies throughout the District. Projected enrollment indicates that Pre-Kindergarten through Grade 8 student enrollment will continue to decline for the next 10 years. The **Steering Committee** acknowledges this declining student enrollment and recommends that every effort be made to accommodate facility improvement at sites that best align and match student enrollment with facility capacity as well as the developmental needs of students to create efficiency District-wide.

### 3. High Schools' Student Enrollment

Pittsburgh Public Schools has a current high school enrollment of over 8,000 students. By the year 2018, the high school student enrollment is projected to decline to approximately 6,300 students. This projection includes a 10% increase based on an optimistic view of the impact of the "Promise" Program. Additionally, the student capacity of existing high school exceeds 13,000. The **Steering Committee** recommends consolidation of existing high schools and programs as a way to better align student enrollment with high school facilities capacity and to create efficiency District-wide.

#### 4. School Size

The **Steering Committee** recommends the following school sizes to the extent that they can be obtained.

**School Size recommended include the following:**

- Elementary (Pre-Kindergarten – Grade 5) 300 – 500
- Middle (Grades 6 – 8 ) 450 – 600
- Pre-Kindergarten through Grade 8 450 – 600
- High School (Grades 9 – 12) 600 – 1,200

#### 5. School Type

Pittsburgh Public Schools currently offers comprehensive and theme based schools. The **Steering Committee** recommends that Pittsburgh Public Schools adopt a facility plan that promotes school improvement that supports a combination of theme based and comprehensive facilities for all grade levels.

#### 6. Career and Technical Education

Pittsburgh Public Schools provide Career and Technical Education offerings throughout the District in individual and comprehensive school settings. These offerings afford students with the opportunity to receive training for jobs which will allow them to transition from school to work force certification programs or work. The **Steering Committee** recommends that school facilities which house Career and Technical Education Programs be maintained and/or renovated to accommodate 21st century and beyond programs. It is also the recommendation of the **Steering Committee** that consideration be given to providing Career and Technical Education at comprehensive high school sites or at an independent career and technical schools with offerings at comprehensive high school sites.

#### 7. Pre-Kindergarten

Pre-Kindergarten programs provide children with the opportunity to get an early start in their educational process. Currently, Pittsburgh Public Schools provide Pre-Kindergarten offerings at Early Childhood Centers and at individual school sites. The **Steering Committee** recommends that Pre-Kindergarten be provided at all elementary schools to the extent that appropriate space within the school building is available and a viable program can be provided as well as at Early Childhood Centers.

#### 8. Special Education

Pittsburgh Public Schools' special education program strives to meet the needs of students with disabilities within the least restrictive environment. To meet students' needs, Pittsburgh Public Schools offer a continuum of services as defined by federal law. These services range from providing instruction within the general education environment to providing instruction in self-contained classes or facilities. The **Steering Committee** recommends that appropriate special education space requirements be factored into the overall improvement of facilities.

#### 9. Collaborative Planning

Pittsburgh Public Schools has a history of collaborative arrangements. These arrangements allow the District to provide vital services and opportunities for the citizens of Pittsburgh and consequently provide a benefit for the agencies with which the District partners. The **Steering Committee** recommends that public and private partnerships and collaborative arrangements with agencies should be further explored and consideration given for use of space in under-utilized schools for agencies that partner with the District to provide social, medical, and recreational services to the children of Pittsburgh Public Schools.

## Facility Plan Recommendations

Below are overall recommendations for Pittsburgh Public Schools facility plan.

- **Career and Technical Education**

Pittsburgh Public Schools currently provide career tech offerings in an individual school setting as well as a part of the comprehensive high school. These offerings afford students with flexibility and choices as they make future decisions. It is the recommendation of this facility plan that career and technical education continue to be provided as part of the comprehensive high school accept in the instances where theme based or magnet schools currently exist.

- **Elimination of Demountables**

Pittsburgh Public Schools has used demountables as a way to accommodate increasing student populations at individual school sites as well as to provide for new and expanding programs. The concept was not to overbuild permanent space but to use temporary space to address short-term capacity issues. Currently, there are 10 demountables located at school sites throughout the District. Some of these demountables have been in place for 10 or more years. Pittsburgh Public Schools has experienced declining student enrollment from the 2003-04 school year through the 2008-09 school year. Based on projected enrollment, it appears that the decline will continue through the 2018-19 school year. It is recommended that all demountables be removed from school sites by the 2015-16 school year.

- **Academic Consideration**

The recommendations outlined within this plan are based on improvement of the physical structure. Additional work will be required of Pittsburgh Public Schools academic leadership and staff to factor in the educational impact of the facility recommendations contained within this plan.

Further, district-wide committees have been working to address the future of schools and programs. This important work has been considered to the extent that individual committees work has been completed and provided to the consultant team as the final facility plan was being developed. To the extent possible, consideration and conclusion of this work is reflected within this plan. Due to the academic impact of some decisions, it is more appropriate for the various committees' recommendations to be evaluated as part of the academic and administrative staff work.

## Academic Programs

Pittsburgh Public Schools is committed to its vision of *Excellence for All*. This means preparing all children to achieve academic excellence and strength of character, so they can pursue their passion and be prepared to receive scholarships through The Pittsburgh Promise. The Pittsburgh Promise is a community gift to help families, plan, prepare and pay for education after high school graduation.

All schools offer the Pittsburgh Public Schools core curriculum, as well as a variety of special programs, activities and support services. Some neighborhood schools have school-within-school programs or special emphasis curricula. Further, all students have equal access to the many Career and Technical Education (CTE) programs offered by the Division of Career and Technical Education. Opportunities available include programs in Business, Family and Consumer Science, Trade and Industry, and Technical areas.

For students who require a more restrictive school environment, one of the District's three center school programs for students with disabilities may be considered. These include Pittsburgh Conroy, Pittsburgh Pioneer, and Pittsburgh McNaugher.

For students whose dominant language is not English, English as a Second Language (ESL) is offered. The program is designed to increase the English language proficiency of eligible students so they can achieve academic success.

The District further seeks to provide a full continuum of academic course offerings and program options to meet the diverse needs of its student population. These offerings and programs are provided through a general education and magnet options to include the following:

- Neighborhood School – every student in the Pittsburgh Public Schools is assigned to a school attendance area, commonly referred to as a feeder pattern. Assignment of school is based on the address of where the child lives.
- Partial Magnet School encompasses a portion of the neighborhood school, and is a program within a school. Magnet programs allow students to pursue special interests, talents or career goals.
- Whole School Magnets encompass the entire school, and do not have a feeder pattern. Magnets can enroll students who reside in various attendance areas within the School District. Magnet programs allow students to pursue special interests, talents, or career goals.
- Accelerated Learning Academy (ALA) model includes a partnership with the America's Choice School Design, additional instructional time (extended school day and school year) and frequent monitoring of individual student progress.

---

***“As we continue to deepen our work, we will continue to advance student achievement and improve the life prospects of all students.”***

***Mark Roosevelt, Superintendent, Pittsburgh Public Schools***

---

## Facility Plan

This facility plan is a long-term program to address enrollment trends, capacities, and buildings condition. The focus of this facility plan is to improve building conditions and create a more efficient and cost effective operation for Pittsburgh Public Schools. Implementation of this facility plan will likely take ten or more years. This facility plan includes various levels of school renovations and discontinuance of schools in response to a declining student enrollment as well as students leaving their home school to enroll in magnet programs. The renovation of facilities is intended to address aging infrastructure and the need to modernize facilities based on current programs and services. Further, this facility plan includes proposed grade configuration changes and attendance boundary adjustments to create better utilization of facilities. This facility plan also includes significant capital cost avoidance as buildings which may no longer be needed are phased out and greater efficiency in operations is established.

The condition recommendations listed in this plan are based on facility evaluations that occurred during the first three months of 2009. School facility work completed since that time will not be reflected in this plan recommendations.



### Schools to be Renovated

The table that follows provides a list of Pittsburgh Public School facilities by type. The number of schools with a condition category of general maintenance, minor renovation, moderate renovation, major renovation, and discontinued is also provided. The cost listed reflects a total for all renovations for each school type. These cost estimates are based on the assumption that each building, when renovated, would be comparable to a new facility. This does not necessarily mean that this will be done with each building but gives a relative comparison of possible project costs. The total number of elementary schools requiring a major renovation is 5 compared to 1 at the middle school level, 1 for high schools, and 1 for special schools. Please note actual of special schools is relatively small in comparison to the number of elementary, middle, and high schools. The cost to renovate schools for each of these levels varies. The total cost of renovating all high schools is 298.5 million. Comparatively, the cost for middle schools is \$116.8 million, \$311.4 million for elementary, \$23.5 million for special schools and \$22.3 million for Pre-K schools. The costs avoidance column represents the total savings Pittsburgh Public Schools will experience through discontinuance of school facilities.

| School Type  | Discontinued | General Maint | Minor Reno | Moderate Reno | Major Reno | 2009 Estimated Cost | Cost Avoidance  |
|--------------|--------------|---------------|------------|---------------|------------|---------------------|-----------------|
| Elementary   | 9            | 4             | 2          | 24            | 5          | \$311.4m            | 87.7m           |
| Middle       | 3            | 1             | 0          | 4             | 1          | \$116.8m            | \$31.5m         |
| High         | 1            | 2             | 4          | 4             | 1          | \$298.5m            | \$61.3m         |
| Special      | 1            | 0             | 3          | 0             | 1          | \$23.5m             | \$103.1m        |
| PreK         | 2            | 0             | 0          | 3             | 1          | \$22.3m             | \$13.8m         |
| <b>TOTAL</b> | <b>16</b>    | <b>7</b>      | <b>9</b>   | <b>35</b>     | <b>9</b>   | <b>\$772.4m</b>     | <b>\$297.5m</b> |

Source: DeJONG/Kimball

### Facility Plan Summary

The table below provides a summary of the recommendations as they are articulated within this facility plan. It compares the total number of schools that currently exist to the proposed number. The difference between the two categories is also provided. Comparatively, the current number of elementary schools is 44 while the proposed number is 35. Similarly, the current number of middle schools is 9 while the number of middle school based on the proposed number is 6. The total difference between the current and proposed number of schools is 16.

| School Type           | Current Number of Schools | Proposed Number of Schools | Difference      |
|-----------------------|---------------------------|----------------------------|-----------------|
| Elementary            | 44                        | 35                         | -9              |
| Middle                | 9                         | 6                          | -3              |
| High                  | 12                        | 10                         | -2              |
| Special               | 5                         | 5                          | 0               |
| PreK                  | 6                         | 4                          | 2               |
| <b>TOTAL</b>          | <b>76</b>                 | <b>60</b>                  | <b>-16</b>      |
| <b>TOTAL GROSS SF</b> | <b>6,872,415</b>          | <b>5,968,725</b>           | <b>-903,690</b> |

Source: DeJONG/Kimball

## Alphabetical Listing of Facility Plan

The pages that follow provide an alphabetized listing of all Pittsburgh Public Schools facilities. For each school facility, information is provided for its phase of implementation, facility condition index, configuration recommendation, condition recommendation, and 2018 realignment enrollment. In addition, information is provided for the estimated cost of improvement based on 2009 estimates. Further, estimated cost avoidance is provided for schools that are to be discontinued.

The condition recommendations listed in this plan are based on facility evaluations that occurred during the first three months of 2009. School facility work completed since that time will not be reflected in this plan recommendations.

## Alphabetical Listing of Facilities

| Region      | School Recommendation  | Phase   | FCI | Configuration Recommendation | Condition Recommendation | 2108 Realign Enroll | 2009 Est* Cost | Est Cost Avoidance |
|-------------|--|---|-----|------------------------------|--------------------------|---------------------|----------------|--------------------|
| High School | <b>ALLDERDICE HS [9-12]</b><br><i>ALLDERDICE HIGH SCHOOL</i>                   | Phase 2   | 59  | No Change                    | Moderate Reno            | <b>1,045</b>        | <b>\$50.8m</b> | <b>\$0.0m</b>      |
|             |  | Remains a 9-12 School.  |     |                              |                          |                     |                |                    |
| North/West  | <b>ALLEGHENY ES [K-5]</b><br><i>ALLEGHENY K-5</i>                              | <b>Phase 1</b>  | 64  | No Change                    | Major Reno               | <b>456</b>          | <b>\$11.4m</b> | <b>\$0.0m</b>      |
|             |  | Remains a K-5 School.   |     |                              |                          |                     |                |                    |
| North/West  | <b>ALLEGHENY MS [6-8]</b><br><i>ALLEGHENY 6-8</i>                              | <b>Phase 1</b>  | 64  | No Change                    | Major Reno               | <b>300</b>          | <b>\$31.9m</b> | <b>\$0.0m</b>      |
|             |  | Remains a 6-8 School.   |     |                              |                          |                     |                |                    |
| South       | <b>ARLINGTON PRIMARY [Discontinue]</b><br><i>ARLINGTON PRIMARY PK-8 (PK-2)</i> | Phase 1   | 54  | Discontinue                  | No Renovation Work       | -                   | <b>\$0.0m</b>  | <b>\$7.8m</b>      |
|             |  | Students to be assigned to Arlington Intermediate.  |     |                              |                          |                     |                |                    |
| South       | <b>ARLINGTON ES [PK-8]</b><br><i>ARLINGTON INTERMEDIATE K-8 (3-8)</i>          | Phase 1   | 60  | Grade Change                 | Moderate Reno            | <b>412</b>          | <b>\$4.0m</b>  | <b>\$0.0m</b>      |
|             |  | Enrollment to increase with addition of Arlington Primary (PK-2) students.  |     |                              |                          |                     |                |                    |
| East        | <b>ARSENAL ES [PK-5]</b><br><br><i>ARSENAL PK-5</i>                            | <b>Phase 2</b>  | 48  | Adjust Boundaries            | Moderate Reno            | <b>445</b>          | <b>\$6.6m</b>  | <b>\$0.0m</b>      |
|             |  | In Phase 1: Woolsair to be discontinued, students to be assigned to Arsenal. Some McCleary students to be assigned to this building. Utilization of building to be modified to increase K-5 capacity and decrease 6-8 capacity. |     |                              |                          |                     |                |                    |
| East        | <b>ARSENAL MS [6-8]</b><br><i>ARSENAL 6-8</i>                                  | <b>Phase 2</b>  | 44  | No Change                    | Moderate Reno            | <b>261</b>          | <b>\$20.9m</b> | <b>\$0.0m</b>      |
|             |  | In Phase 1: Building to be reconfigured to increase K-5 capacity and decrease 6-8 capacity.   |     |                              |                          |                     |                |                    |
| South       | <b>BANKSVILLE ES [PK-5]</b><br><i>BANKSVILLE PK-5</i>                          | Phase 2   | 51  | Adjust Boundaries            | Moderate Reno            | <b>240</b>          | <b>\$5.1m</b>  | <b>\$0.0m</b>      |
|             |  | Banksville and Beechwood boundary to be realigned to reduce the overflow at   |     |                              |                          |                     |                |                    |
| South       | <b>BEECHWOOD ES [PK-5]</b><br><i>BEECHWOOD K-5</i>                             | Phase 2   | 54  | Adjust Boundaries            | Moderate Reno            | <b>358</b>          | <b>\$9.7m</b>  | <b>\$0.0m</b>      |
|             |  | Banksville and Beechwood boundary to be realigned to reduce the overflow at Beechwood in Phase I.   |     |                              |                          |                     |                |                    |
| South       | <b>BON AIR ECC</b><br><i>BON AIR ECC</i>                                       | Phase 4   | 82  | No Change                    | Major Reno               | <b>60</b>           | <b>\$4.6m</b>  | <b>\$0.0m</b>      |
|             |  | Remains an ECC.   |     |                              |                          |                     |                |                    |
| High School | <b>BRASHEAR HS [9-12]</b><br><i>BRASHEAR HIGH SCHOOL</i>                       | Phase 3   | 41  | No Change                    | Moderate Reno            | <b>768</b>          | <b>\$53.6m</b> | <b>\$0.0m</b>      |
|             |  | Remains a 9-12 School.  |     |                              |                          |                     |                |                    |
| South       | <b>BROOKLINE ES [K-8]</b><br><i>BROOKLINE K-8</i>                              | Phase 4   | 25  | Adjust Boundaries            | Minor Reno               | <b>411</b>          | <b>\$5.0m</b>  | <b>\$0.0m</b>      |
|             |  | Adjust Brookline attendance boundary and assign some students to Carmalt in Phase 1.  |     |                              |                          |                     |                |                    |

\* The cost estimates are based on the assumption that each building, when renovated, would be comparable to a new facility. This does not necessarily mean that this would be done with each building but gives a relative comparison of possible project costs.

## Alphabetical Listing of Facilities Continued

| Region      | School Recommendation  | Phase  | FCI | Configuration Recommendation | Condition Recommendation | 2108 Realign Enroll | 2009 Est* Cost | Est Cost Avoidance |
|-------------|--|--|-----|------------------------------|--------------------------|---------------------|----------------|--------------------|
| High School | <b>CAPA HS [6-12]</b><br><i>CAPA HIGH SCHOOL</i>                               | Phase 4  | 2   | No Change                    | General Maint            | 830                 | \$0.0m         | \$0.0m             |
|             |  | Remains a 6-12 School.   |     |                              |                          |                     |                |                    |
| South       | <b>CARMALT ES [PK-8]</b><br><i>CARMALT PK-8</i>                                | Phase 1  | 53  | Adjust Boundaries            | Moderate Reno            | 670                 | \$17.3m        | \$0.0m             |
|             |  | Enrollment to increase with the assignment of some students from Brookline.          |     |                              |                          |                     |                |                    |
| High School | <b>CARRICK HS [9-12]</b><br><i>CARRICK HIGH SCHOOL</i>                         | Phase 4  | 15  | No Change                    | General Maint            | 602                 | \$0.0m         | \$0.0m             |
|             |  | Remains a 9-12 School.   |     |                              |                          |                     |                |                    |
| North/West  | <b>CHARTIERS ECC [PK]</b><br><i>CHARTIERS ECC</i>                              | <b>Phase 3</b>   | 51  | No Change                    | Moderate Reno            | 120                 | \$4.0m         | \$0.0m             |
|             |  | Remains an ECC.  |     |                              |                          |                     |                |                    |
| Special     | <b>CLAYTON [Special]</b><br><i>CLAYTON</i>                                     | Phase 4  | 22  | No Change                    | Minor Reno               | 204                 | \$4.4m         | \$0.0m             |
|             |  | Remains in use for its current program.  |     |                              |                          |                     |                |                    |
| East        | <b>COLFAX ES [K-8]</b><br><i>COLFAX K-8</i>                                    | <b>Phase 2</b>   | 47  | No Change                    | Moderate Reno            | 596                 | \$16.4m        | \$0.0m             |
|             |  | Remains a K-8 School.  |     |                              |                          |                     |                |                    |
| South       | <b>CONCORD ES [K-5]</b><br><i>CONCORD K-5</i>                                  | Phase 4  | 15  | Grade Change                 | General Maint            | 393                 | \$0.0m         | \$0.0m             |
|             |  | Roosevelt  |     |                              |                          |                     |                |                    |
| Special     | <b>CONROY [Special]</b><br><i>CONROY</i>                                       | Phase 4  | 19  | No Change                    | Minor Reno               | 187                 | \$10.4m        | \$0.0m             |
|             |  | Remains in use for its current program.  |     |                              |                          |                     |                |                    |
| East        | <b>DILWORTH ES [PK-5]</b><br><i>DILWORTH PK-5</i>                              | <b>Phase 2</b>   | 50  | No Change                    | Moderate Reno            | 420                 | \$9.0m         | \$0.0m             |
|             |  | Remains a PK-5 School.   |     |                              |                          |                     |                |                    |
| East        | <b>FAISON ES [PK-5]</b><br><i>FAISON PRIMARY</i>                               | Phase 4  | 0   | Adjust Boundaries            | General Maint            | 563                 | \$0.0m         | \$0.0m             |
|             |  | Enrollment to increase with addition of Grade 5 from Faison Intermediate in Phase 1. |     |                              |                          |                     |                |                    |
| East        | <b>FAISON INTERMEDIATE [Discontinue]</b><br><i>FAISON K-8 INTERMEDIATE 5-8</i> | <b>Phase 1</b>   | 60  | Discontinue                  | No Renovation Work       | -                   | \$0.0m         | \$10.3m            |
|             |  | Grade 6-8 to be assigned to Westinghouse. Grade 5 to Faison Primary.                 |     |                              |                          |                     |                |                    |
| East        | <b>FORT PITT ES [PK-5]</b><br><i>FORT PITT PK-5</i>                            | <b>Phase 1</b>   | 58  | Adjust Boundaries            | Moderate Reno            | 540                 | \$14.0m        | \$0.0m             |
|             |  | Fulton to be discontinued. Students to be assigned to Fort Pitt.                     |     |                              |                          |                     |                |                    |
| East        | <b>FULTON [Discontinue]</b><br><i>FULTON PK-5</i>                              | <b>Phase 1</b>   | 70  | Discontinue                  | No Renovation Work       | -                   | \$0.0m         | \$10.9m            |
|             |  | Fulton to be discontinued. Students to be assigned to Fort Pitt.                     |     |                              |                          |                     |                |                    |

\* The cost estimates are based on the assumption that each building, when renovated, would be comparable to a new facility. This does not necessarily mean that this would be done with each building but gives a relative comparison of possible project costs.

## Alphabetical Listing of Facilities Continued

| Region      | School Recommendation   | Phase  | FCI | Configuration Recommendation | Condition Recommendation | 2108 Realign Enroll | 2009 Est* Cost | Est Cost Avoidance |
|-------------|---|--|-----|------------------------------|--------------------------|---------------------|----------------|--------------------|
| South       | <b>GRANDVIEW ES [K-5]</b><br><i>GRANDVIEW K-5</i>                   | Phase 2  | 68  | No Change                    | Major Reno               | 216                 | \$10.6m        | \$0m               |
|             |   | Remains a K-5 School.  |     |                              |                          |                     |                |                    |
| East        | <b>GREENFIELD [K-8]</b><br><i>GREENFIELD K-8</i>                    | Phase 2  | 52  | No Change                    | Moderate Reno            | 315                 | \$13.9m        | \$0m               |
|             |   | Remains a K-8 School.  |     |                              |                          |                     |                |                    |
| North/West  | <b>GREENWAY MS [6-8]</b><br><b>Pittsburgh Classical Academy 6-8</b> | Phase 1  | 33  | School/Facility Change       | Moderate Reno            | 626                 | \$37.1m        | \$0m               |
|             |   | Remains a 6-8 school. Schiller combines with Classical at Greenway. Professional Development Center remains at Greenway. |     |                              |                          |                     |                |                    |
| East        | <b>HOMEWOOD ECC [Discontinue]</b><br><i>HOMEWOOD ECC</i>            | Phase 2  | 73  | Discontinue                  | No Renovation Work       | -                   | \$0m           | \$7.9m             |
|             |   | Students to be assigned to Lincoln Intermediate/Belmar which becomes an ECC.   |     |                              |                          |                     |                |                    |
| High School | <b>IB AT REIZENSTEIN</b><br><b>SCHNELEY AT REIZENSTEIN SCHOOL</b>   | Phase 1  | 55  | No Change                    | Moderate Reno            | 950                 | \$40.4m        | \$0m               |
|             |   | Building to be used for IB program. ECC to remain in building.   |     |                              |                          |                     |                |                    |
| North/West  | <b>KING ES [PK-8]</b><br><i>KING PK-8</i>                           | Phase 3  | 29  | Adjust Boundaries            | Minor Reno               | 730                 | \$9.7m         | \$0m               |
|             |   | Enrollment increases with addition of Manchester students in Phase I.  |     |                              |                          |                     |                |                    |
| High School | <b>LANGLEY HS [9-12]</b><br><i>LANGLEY HIGH SCHOOL</i>              | Phase 2  | 51  | Adjust Boundaries            | Moderate Reno            | 516                 | \$45.5m        | \$0m               |
|             |   | Enrollment to increase with addition of Oliver students.   |     |                              |                          |                     |                |                    |
| East        | <b>LIBERTY ES [K-5]</b><br><i>LIBERTY K-5</i>                       | Phase 2  | 48  | No Change                    | Moderate Reno            | 400                 | \$8.2m         | \$0m               |
|             |   | Remains a K-5 School.  |     |                              |                          |                     |                |                    |
| East        | <b>LINCOLN ES [K-5]</b><br><i>LINCOLN PRIMARY K-4</i>               | Phase 2  | 49  | Grade Change                 | Moderate Reno            | 322                 | \$7.0m         | \$0m               |
|             |   | Enrollment to increase with addition of Grade 5 students from Lincoln Intermediate/Belmar.                               |     |                              |                          |                     |                |                    |
| East        | <b>LINCOLN/BELMAR [New ECC]</b><br><i>LINCOLN INTERMEDIATE 5-8</i>  | Phase 1  | 56  | School/Facility Change       | Moderate Reno            | 300                 | \$9.3m         | \$0m               |
|             |   | Converted to ECC. Grade 6-8 to be assigned to Westinghouse. Grade 5 to Lincoln Primary.                                  |     |                              |                          |                     |                |                    |
| East        | <b>LINDEN ES [K-5]</b><br><i>LINDEN K-5</i>                         | Phase 2  | 70  | No Change                    | Major Reno               | 400                 | \$14.2m        | \$0m               |
|             |   | Remains a K-5 School.  |     |                              |                          |                     |                |                    |
| North/West  | <b>MANCHESTER [Discontinue]</b><br><i>MANCHESTER PK-8</i>           | Phase 1  | 75  | Discontinue                  | No Renovation Work       | -                   | \$0m           | \$18.0m            |
|             |   | Students to be assigned to King.   |     |                              |                          |                     |                |                    |

\* The cost estimates are based on the assumption that each building, when renovated, would be comparable to a new facility. This does not necessarily mean that this would be done with each building but gives a relative comparison of possible project costs.

## Alphabetical Listing of Facilities Continued

| Region      | School Recommendation   | Phase          | FCI | Configuration Recommendation  | Condition Recommendation | 2108 Realign Enroll | 2009 Est* Cost | Est Cost Avoidance |
|-------------|---|----------------|-----|---|--------------------------|---------------------|----------------|--------------------|
| East        | <b>MCCLEARY [Discontinue]</b><br><i>MCCLEARY ECC</i>                              | <b>Phase 1</b> | 75  | Discontinue   | No Renovation Work       | -                   | \$0.0m         | \$5.9m             |
|             |   |                |     | Students to be assigned to Arsenal and Lincoln Intermediate/Belmar (converted to ECC).  |                          |                     |                |                    |
| Special     | <b>MCNAUGHER [School/Facility Change]</b><br><i>MCNAUGHER</i>                     | Phase 1        | 67  | School/Facility Change  | No Renovation Work       | -                   | \$0.0m         | \$14.6m            |
|             |   |                |     | Move Program to Oliver.   |                          |                     |                |                    |
| East        | <b>MIFFLIN ES [PK-8]</b><br><i>MIFFLIN PK-8</i>                                   | <b>Phase 2</b> | 40  | No Change   | Moderate Reno            | 329                 | \$12.5m        | \$0.0m             |
|             |   |                |     | Remains a PK-8 School.  |                          |                     |                |                    |
| East        | <b>MILLER at McKelvy ES [PK-5]</b><br><i>MILLER at McKelvy PK-8</i>               | <b>Phase 2</b> | 45  | Grade Change  | Moderate Reno            | 214                 | \$9.6m         | \$0.0m             |
|             |   |                |     | Phase I: Board Approved: Changing from K-8 to K-5 in 2009-10 and assigning 6-8 students to Univ Prep. Facility Plan: Vann is to be discontinued and students assigned to Miller and Weil. |                          |                     |                |                    |
| East        | <b>MINADEO ES [PK-5]</b><br><i>MINADEO PK-5</i>                                   | <b>Phase 2</b> | 58  | No Change   | Moderate Reno            | 555                 | \$12.8m        | \$0.0m             |
|             |   |                |     | Remains a PK-5 School.  |                          |                     |                |                    |
| East        | <b>MONTESSORI ES [K-5]</b><br><i>MONTESSORI K-8</i>                               | <b>Phase 1</b> | 85  | Grade Change  | Major Reno               | 210                 | \$14.3m        | \$0.0m             |
|             |   |                |     | Change grade configuration from K-8 to K-5. 6-8 students to be assigned to their neighborhood school or other magnet school.  |                          |                     |                |                    |
| North/West  | <b>MORROW [Discontinue]</b><br><i>MORROW PK-5</i>                                 | <b>Phase 1</b> | 67  | Discontinue   | No Renovation Work       | -                   | \$0.0m         | \$17.2m            |
|             |   |                |     | Students to be assigned to Rooney and Northview.  |                          |                     |                |                    |
| South       | <b>MURRAY ES [PK-8]</b><br><i>MURRAY PK-8</i>                                     | Phase 2        | 40  | No Change   | Moderate Reno            | 315                 | \$12.3m        | \$0.0m             |
|             |   |                |     | Remains a PK-8 School.  |                          |                     |                |                    |
| North/West  | <b>NORTHVIEW ES [PK-5]</b><br><i>NORTHVIEW PK-5</i>                               | <b>Phase 2</b> | 48  | Adjust Boundaries   | Moderate Reno            | 403                 | \$10.9m        | \$0.0m             |
|             |   |                |     | Enrollment to increase with addition of some Morrow Students.   |                          |                     |                |                    |
| High School | <b>OLIVER [McNaugher/SAC-School/Facility Change]</b><br><i>OLIVER HIGH SCHOOL</i> | Phase 1        | 63  | School/Facility Change  | Partial Reno             | 371                 | \$6.3m         | \$67.0m            |
|             |   |                |     | Students to be assigned to Langley or choose magnet school option. Convert building to house McNaugher, Student Achievement Center and the Overbrook staff.                               |                          |                     |                |                    |
| High School | <b>PEABODY [Discontinue]</b><br><i>PEABODY HIGH SCHOOL</i>                        | Phase 1        | 46  | Discontinue   | No Renovation Work       | -                   | \$0.0m         | \$61.3m            |
|             |   |                |     | Students to be assigned to Westinghouse or choose magnet school options.  |                          |                     |                |                    |
| High School | <b>PERRY HS [9-12]</b><br><i>PERRY HIGH SCHOOL</i>                                | Phase 1        | 64  | No Change   | Major Reno               | 638                 | \$58.1m        | \$0.0m             |
|             |   |                |     | Remains a 9-12 School.  |                          |                     |                |                    |

\* The cost estimates are based on the assumption that each building, when renovated, would be comparable to a new facility. This does not necessarily mean that this would be done with each building but gives a relative comparison of possible project costs.

## Alphabetical Listing of Facilities Continued

| Region     | School Recommendation  | Phase   | FCI | Configuration Recommendation | Condition Recommendation | 2108 Realign Enroll | 2009 Est* Cost        | Est Cost Avoidance |
|------------|--|---|-----|------------------------------|--------------------------|---------------------|-----------------------|--------------------|
| South      | <b>PHILLIPS ES [K-5]</b><br><i>PHILLIPS K-5</i>                          | Phase 3   | 40  | No Change                    | Moderate Reno            | 249                 | \$4.4m                | \$0.0m             |
|            |  | Remains a K-5 School.   |     |                              |                          |                     |                       |                    |
| South      | <b>PIONEER [Special]</b><br><i>PIONEER</i>                               | Phase 4   | 26  | No Change                    | Minor Reno               | 76                  | \$2.4m                | \$0.0m             |
|            |  | Remains in use for its current program.   |     |                              |                          |                     |                       |                    |
| North/West | <i>PITTSBURGH CLASSICAL ACADEMY 6-8</i>                                  | Remains a 6-8 School. Schiller combines with Classical at Greenway. Professional Development Center remains at Greenway.  |     |                              |                          |                     |                       |                    |
| East       | <b>REIZENSTEIN ECC [PK]</b><br><i>REIZENSTEIN ECC</i>                    | Phase 1   | 55  | No Change                    | Moderate Reno            | 60                  | See IB at Reizenstein | \$0.0m             |
|            |  | Remains an ECC. Part of overall Reizenstein renovation project.   |     |                              |                          |                     |                       |                    |
| East       | <b>ROGERS CAPA [Discontinue]</b><br><i>ROGERS CAPA 6-8</i>               | Phase 1   | 94  | Discontinue                  | No Renovation Work       | -                   | \$0.0m                | \$20.1m            |
|            |  | Board Approved: Students at Rogers CAPA will move to Pittsburgh CAPA HS.  |     |                              |                          |                     |                       |                    |
| North/West | <b>ROONEY ES [PK-8]</b><br><i>ROONEY 6-8</i>                             | Phase 4   | 12  | Grade Change                 | General Maint            | 412                 | \$0.0m                | \$0.0m             |
|            |  | Enrollment to increase with addition of some of Morrow students. Receives Morrow students during Phase 1.   |     |                              |                          |                     |                       |                    |
| South      | <b>ROOSEVELT ANNEX [Discontinue]</b><br><i>ROOSEVELT ANNEX [PK/K-1]</i>  | Phase 1   | 59  | Discontinue                  | No Renovation Work       | -                   | \$0.0m                | \$2.2m             |
|            |  | Roosevelt PK/K-1 to be discontinued. Boundary to be adjusted between Roosevelt 2-5 and Concord in Phase I.  |     |                              |                          |                     |                       |                    |
| South      | <b>ROOSEVELT ES [PK-5]</b><br><i>ROOSEVELT 2-5</i>                       | Phase 4   | 14  | Adjust Boundaries            | General Maint            | 312                 | \$0.0m                | \$0.0m             |
|            |  | Roosevelt PK/K-1 to be discontinued. Boundary to be adjusted between Roosevelt 2-5 and Concord in Phase I.  |     |                              |                          |                     |                       |                    |
| North/West | <b>SCHAEFFER INTERMEDIATE (K-8)</b><br><i>SCHAEFFER K-8 INTERMEDIATE</i> | Phase 2   | 55  | Adjust Boundaries            | Moderate Reno            | 162                 | \$4.9m                | \$0.0m             |
|            |  | Schaeffer Primary to be discontinued. Schaeffer Intermediate to become a K-8. K-8 boundaries to be realigned for Schaeffer Intermediate, Stevens, and Westwood. |     |                              |                          |                     |                       |                    |
| North/West | <b>SCHAEFFER PRIMARY [Discontinue]</b><br><i>SCHAEFFER K-8 PRIMARY</i>   | Phase 1   | 58  | Discontinue                  | No Renovation Work       | -                   | \$0.0m                | \$4.2m             |
|            |  | Schaeffer Primary to be discontinued. Schaeffer Intermediate to become a K-8. K-8 boundaries to be realigned for Schaeffer Intermediate, Stevens, and Westwood. |     |                              |                          |                     |                       |                    |
| East       | <i>SCHENLEY AT REIZENSTEIN SCHOOL</i>                                    | Building to used for IB program. ECC to remain in building.   |     |                              |                          |                     |                       |                    |
| North/West | <b>SCHILLER [Discontinue]</b><br><i>SCHILLER 6-8</i>                     | Phase 1   | 74  | Discontinue                  | No Renovation Work       | -                   | \$0.0m                | \$11.5m            |
|            |  | Schiller combines with Pittsburgh Classical Academy at Greenway. Professional Development Center remains at Greenway.   |     |                              |                          |                     |                       |                    |

\* The cost estimates are based on the assumption that each building, when renovated, would be comparable to a new facility. This does not necessarily mean that this would be done with each building but gives a relative comparison of possible project costs.



## Alphabetical Listing of Facilities Continued

| Region      | School Recommendation   | Phase          | FCI | Configuration Recommendation  | Condition Recommendation | 2108 Realign Enroll | 2009 Est* Cost | Est Cost Avoidance |
|-------------|---|----------------|-----|---|--------------------------|---------------------|----------------|--------------------|
| High School | <b>SCIENCE &amp; TECH AT FRICK HS [6-12]</b><br><i>SCIENCE &amp; TECH AT FRICK 6-9</i>                | <b>Phase 4</b> | 17  | School/Facility Change  | Minor Reno               | <b>520</b>          | <b>\$10.7m</b> | <b>\$0.0m</b>      |
|             |   |                |     | Board Approved: Frick facility will become new Science & Technology High School for grades 6-12 grade in Phase I.   |                          |                     |                |                    |
| South       | <b>SOUTH BROOK MS [6-8]</b><br><i>SOUTH BROOK 6-8</i>   | Phase 4        | 1   | No Change   | General Maint            | <b>267</b>          | <b>\$0.0m</b>  | <b>\$0.0m</b>      |
|             |   |                |     | Remains a 6-8 School.   |                          |                     |                |                    |
| South       | <b>SOUTH HILLS MS [6-8]</b><br><i>SOUTH HILLS 6-8</i>   | Phase 3        | 41  | No Change   | Moderate Reno            | <b>330</b>          | <b>\$15.6m</b> | <b>\$0.0m</b>      |
|             |   |                |     | Remains a 6-8 School.   |                          |                     |                |                    |
| North/West  | <b>SPRING GARDEN ECC</b><br><i>SPRING GARDEN ECC</i>  | <b>Phase 4</b> | 60  | No Change   | Moderate Reno            | <b>160</b>          | <b>\$4.4m</b>  | <b>\$0.0m</b>      |
|             |   |                |     | Remains an ECC.   |                          |                     |                |                    |
| North/West  | <b>SPRING HILL ES [K-5]</b><br><i>SPRING HILL K-5</i>   | <b>Phase 2</b> | 53  | No Change   | Moderate Reno            | <b>234</b>          | <b>\$5.8m</b>  | <b>\$0.0m</b>      |
|             |   |                |     | Remains a K-5 School.   |                          |                     |                |                    |
| East        | <b>STERRETT MS [6-8]</b><br><i>STERRETT 6-8</i>   | <b>Phase 2</b> | 46  | No Change   | Moderate Reno            | <b>390</b>          | <b>\$11.3m</b> | <b>\$0.0m</b>      |
|             |   |                |     | Remains a 6-8 School.   |                          |                     |                |                    |
| North/West  | <b>STEVENS ES [K-8]</b><br><i>STEVENS K-8</i>   | <b>Phase 2</b> | 59  | Adjust Boundaries   | Moderate Reno            | <b>302</b>          | <b>\$10.1m</b> | <b>\$0.0m</b>      |
|             |   |                |     | Schaeffer Primary to be discontinued. Schaeffer Intermediate to become a K-8. K-8 boundaries to be realigned for Schaeffer Intermediate, Stevens, and Westwood. |                          |                     |                |                    |
| Special     | <b>STUDENT ACHIEVEMENT CENTER [School/Facility Change]</b><br><i>STUDENT ACHIEVEMENT CTR 6-8/9-12</i> | Phase 1        | 62  | School/Facility Change  | No Renovation Work       | -                   | <b>\$0.0m</b>  | <b>\$21.5m</b>     |
|             |   |                |     | Move program to Oliver.   |                          |                     |                |                    |
| East        | <b>SUNNYSIDE ES [K-8]</b><br><i>SUNNYSIDE K-8</i>   | Phase 2        | 47  | No Change   | Moderate Reno            | <b>241</b>          | <b>\$10.7m</b> | <b>\$0.0m</b>      |
|             |   |                |     | Remains a K-8 School.   |                          |                     |                |                    |
| High School | <b>UNIVERSITY PREP HS [6-12]</b><br><i>UNIVERSITY PREP HIGH SCHOOL</i>                                | Phase 4        | 24  | Grade Change  | Minor Reno               | <b>590</b>          | <b>\$12.7m</b> | <b>\$0.0m</b>      |
|             |   |                |     | Board Approved: 2009-10 grades 6-10 and will expand to become school for grades 6-12.   |                          |                     |                |                    |
| East        | <b>VANN [Discontinue]</b><br><i>VANN K-8</i>  | <b>Phase 1</b> | 60  | Discontinue   | No Renovation Work       | -                   | <b>\$0.0m</b>  | <b>\$10.7m</b>     |
|             |   |                |     | Students to be assigned to Miller and Weil.   |                          |                     |                |                    |
| East        | <b>WEIL ES [PK-8]</b><br><i>WEIL PK-8</i>   | Phase 2        | 48  | Adjust Boundaries   | Moderate Reno            | <b>371</b>          | <b>\$13.2m</b> | <b>\$0.0m</b>      |
|             |   |                |     | Additional students to be assigned from discontinued Vann. Vann students to be assigned to Weil and Miller.   |                          |                     |                |                    |

\* The cost estimates are based on the assumption that each building, when renovated, would be comparable to a new facility. This does not necessarily mean that this would be done with each building but gives a relative comparison of possible project costs.

## Alphabetical Listing of Facilities Continued

| Region       | School Recommendation  | Phase   | FCI | Configuration Recommendation | Condition Recommendation | 2108 Realign Enroll | 2009 Est* Cost   | Est Cost Avoidance |
|--------------|--|---|-----|------------------------------|--------------------------|---------------------|------------------|--------------------|
| South        | <b>WEST LIBERTY ES [K-5]</b><br><i>WEST LIBERTY K-5</i>          | Phase 3   | 34  | No Change                    | Moderate Reno            | 226                 | \$5.7m           | \$.0m              |
|              |  | Remains a K-5.  |     |                              |                          |                     |                  |                    |
| High School  | <b>WESTINGHOUSE HS [6-12]</b><br><i>WESTINGHOUSE HIGH SCHOOL</i> | Phase 4   | 21  | Grade Change                 | Minor Reno               | 661                 | \$26.7m          | \$.0m              |
|              |  | To become a 6-12 school. Enrollment to increase with addition of students from Lincoln Intermediate (6-8), Faison Intermediate (6-8), and Peabody (9-12).       |     |                              |                          |                     |                  |                    |
| North/West   | <b>WESTWOOD ES [K-8]</b><br><i>WESTWOOD K-8</i>                  | <b>Phase 2</b>  | 63  | Adjust Boundaries            | Major Reno               | 267                 | \$14.9m          | \$.0m              |
|              |  | Schaeffer Primary to be discontinued. Schaeffer Intermediate to become a K-8. K-8 boundaries to be realigned for Schaeffer Intermediate, Stevens, and Westwood. |     |                              |                          |                     |                  |                    |
| South        | <b>WHITTIER ES [K-5]</b><br><i>WHITTIER K-5</i>                  | Phase 3   | 45  | No Change                    | Moderate Reno            | 215                 | \$7.1m           | \$.0m              |
|              |  | Remains a K-5 School.   |     |                              |                          |                     |                  |                    |
| East         | <b>WOOLSLAIR [Discontinue]</b><br><i>WOOLSLAIR K-5</i>           | <b>Phase 1</b>  | 45  | Discontinue                  | No Renovation Work       | -                   | \$.0m            | \$6.4m             |
|              |  | Students to be assigned to Arsenal PK-5.  |     |                              |                          |                     |                  |                    |
| <b>Total</b> |  |   |     |                              |                          | <b>23,736</b>       | <b>\$772.4 m</b> | <b>\$297.5 m</b>   |

\* The cost estimates are based on the assumption that each building, when renovated, would be comparable to a new facility. This does not necessarily mean that this would be done with each building but gives a relative comparison of possible project costs.

## Phasing of Projects

The pages that follow outline four phases for implementing Pittsburgh Public Schools' Facility Plan. Phases represent the timeframe in which action is to be taken at each school. Each phase is represented by a four year timeframe. To the extent possible, schools have been placed in a phase based on its condition, ability to accommodate additional students, and other factors which improves operation or create efficiency for Pittsburgh Public Schools.

Within the school by school recommendations associated with each phase, actions are identified with corresponding information regarding grade configuration and number of students for each school. If a school is discontinued, determination was made of where to assign students. Maps are provided as a visual illustration of what happens during each phase. In addition, a timeline by year is included for purposes of understanding when each action may occur.

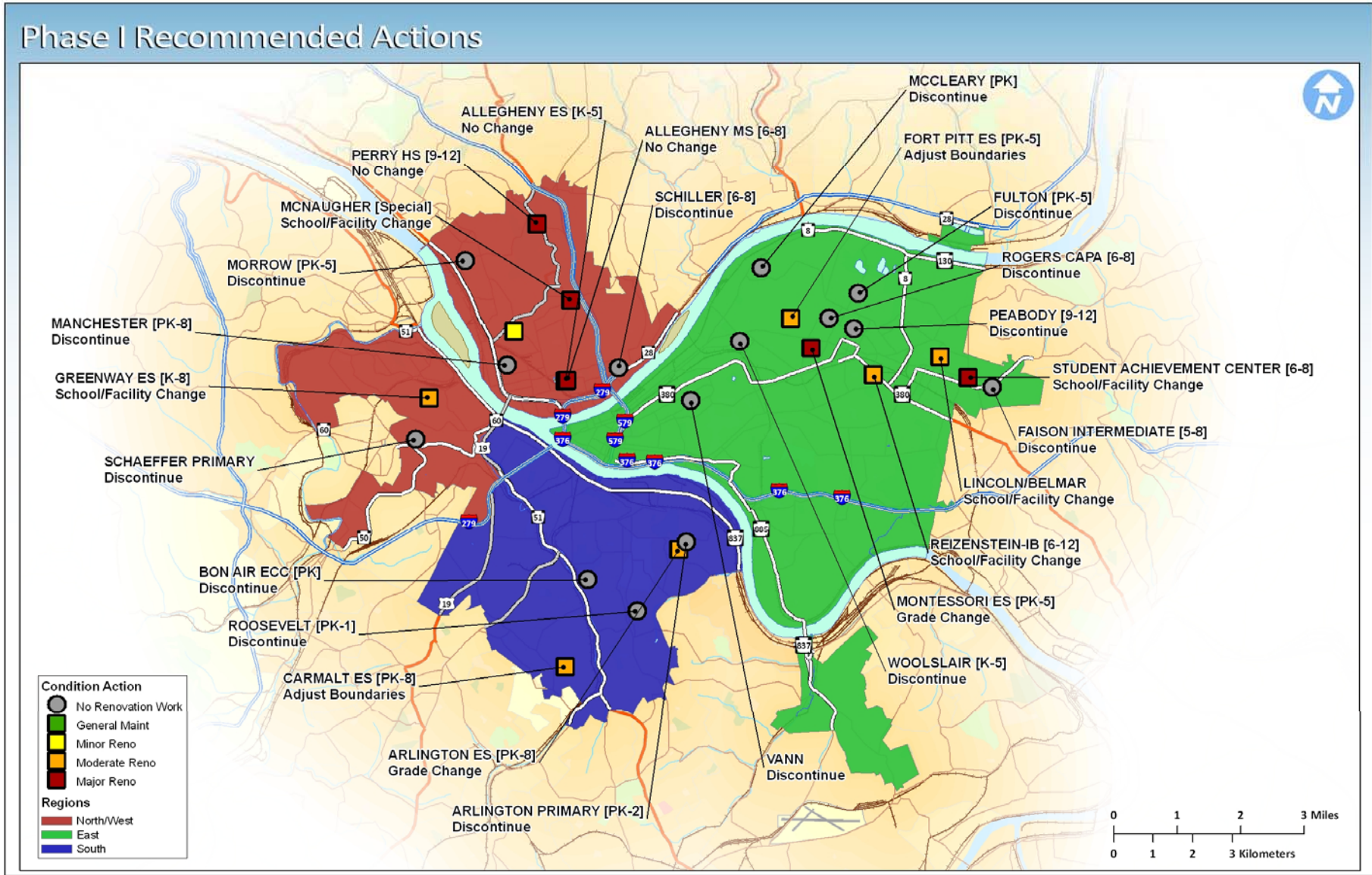
Costs are provided for planning purposes and are based on 2009 estimates. The condition recommendations listed in this plan are based on facility evaluations that occurred during the first three months of 2009. School facility work completed since that time will not be reflected in this plan recommendations.

## Phase 1

Phase I reflects the years 2010 through 2013. During this timeframe, it is anticipated that twenty-seven (27) schools will be addressed. Of this total, thirteen (13) are recommended to be discontinued, seven (7) for major renovation, and seven (7) for moderate renovation. To accomplish this goal, multiple schools will be addressed during each year of Phase I. The information that follows provides a map of proposed action to be taken during Phase I, along with corresponding information for each school and a timeline for implementation of the recommendations listed for Phase I.

Please note that recommendations may need to be adjusted as Phases II through IV are implemented in response to changes in student enrollment and programmatic developments. Also, the cost estimates are based on the assumption that each building, when renovated, would be comparable to a new facility. This does not necessarily mean that this will be done with each building but gives a relative comparison of possible project costs. Buildings may be maintained in a warm, safe, and dry condition for considerably less of an investment.

**Phase I**



## Phase I

| Region      | School Recommendation   | Phase  | FCI | Configuration Recomm   | Condition Recommendation | 2018 Realign Enroll | 2009 Est* Cost | Est Cost Avoidance |
|-------------|---|--|-----|------------------------|--------------------------|---------------------|----------------|--------------------|
| North/West  | <b>ALLEGHENY ES [K-5]</b><br><i>ALLEGHENY K-5</i>                                   | <b>Phase 1</b><br>Remains a K-5 School.  | 64  | No Change              | Major Reno               | 456                 | \$11.4m        | \$0m               |
| North/West  | <b>ALLEGHENY MS [6-8]</b><br><i>ALLEGHENY 6-8</i>                                   | <b>Phase 1</b><br>Remains a 6-8 School.  | 64  | No Change              | Major Reno               | 300                 | \$31.9m        | \$0m               |
| South       | <b>ARLINGTON PRIMARY [Discontinue]</b><br><i>ARLINGTON PRIMARY PK-8 (PK-2)</i>      | <b>Phase 1</b><br>Students to be assigned to Arlington Intermediate.   | 54  | Discontinue            | No Renovation Work       | -                   | \$0m           | \$7.8m             |
| South       | <b>ARLINGTON ES [PK-8]</b><br><i>ARLINGTON INTERMEDIATE K-8 (3-8)</i>               | <b>Phase 1</b><br>Enrollment to increase with addition of Arlington Primary (PK-2) students.   | 60  | Grade Change           | Moderate Reno            | 412                 | \$4.0m         | \$0m               |
| South       | <b>CARMALT ES [PK-8]</b><br><i>CARMALT PK-8</i>                                     | <b>Phase 1</b><br>Enrollment to increase with the assignment of some students from Brookline.  | 53  | Adjust Boundaries      | Moderate Reno            | 670                 | \$17.3m        | \$0m               |
| East        | <b>FAISON INTERMEDIATE [Discontinue]</b><br><i>FAISON K-8 INTERMEDIATE 5-8</i>      | <b>Phase 1</b><br>Grade 6-8 to be assigned to Westinghouse. Grade 5 to Faison Primary.   | 60  | Discontinue            | No Renovation Work       | -                   | \$0m           | \$10.3m            |
| East        | <b>FORT PITT ES [PK-5]</b><br><i>FORT PITT PK-5</i>                                 | <b>Phase 1</b><br>Fulton to be discontinued.   | 58  | Adjust Boundaries      | Moderate Reno            | 540                 | \$14.0m        | \$0m               |
| East        | <b>FULTON [Discontinue]</b><br><i>FULTON PK-5</i>                                   | <b>Phase 1</b><br>Fulton to be discontinued. Students to be assigned to Fort Pitt.   | 70  | Discontinue            | No Renovation Work       | -                   | \$0m           | \$10.9m            |
| North/West  | <b>GREENWAY MS [6-8]</b><br><b>Pittsburgh Classical Academy 6-8</b>                 | <b>Phase 1</b><br>Remains a 6-8 School. Schiller combines with Classical at Greenway. Professional Development Center remains at Greenway. | 33  | School/Facility Change | Moderate Reno            | 626                 | \$37.1m        | \$0m               |
| High School | <b>IB AT REIZENSTEIN</b><br><b>SCHNELEY AT REIZENSTEIN SCI</b><br><b>SCHENLEY A</b> | <b>Phase 1</b><br>Building to be used for IB program. Building to be used for IB program. ECC to remain in building.                       | 55  | No Change              | Moderate Reno            | 950                 | \$40.4m        | \$0m               |
|             | <b>LINCOLN/BELMAR [New ECC]</b><br><i>LINCOLN INTERMEDIATE 5-8</i>                  | <b>Phase 1</b><br>Converted to ECC. Grade 6-8 to be assigned to Westinghouse. Grade 5 to Lincoln Primary.                                  | 56  | School/Facility Change | Moderate Reno            | 300                 | \$9.3m         | \$0m               |
| North/West  | <b>MANCHESTER [Discontinue]</b><br><i>MANCHESTER PK-8</i>                           | <b>Phase 1</b><br>Students to be assigned to King.   | 75  | Discontinue            | No Renovation Work       | -                   | \$0m           | \$18.0m            |
| East        | <b>MCCLEARY [Discontinue]</b><br><i>MCCLEARY ECC</i>                                | <b>Phase 1</b><br>Students to be assigned to Arsenal and Lincoln Intermediate/Belmar (converted to ECC).                                   | 75  | Discontinue            | No Renovation Work       | -                   | \$0m           | \$5.9m             |

\* The cost estimates are based on the assumption that each building, when renovated, would be comparable to a new facility. This does not necessarily mean that this would be done with each building but gives a relative comparison of possible project costs.

## Phase I Continued

| Region      | School Recommendation   | Phase   | FCI | Configuration Recommendation | Condition Recommendation | 2018 Realign Enroll | 2009 Est* Cost        | Est Cost Avoidance |
|-------------|---|---|-----|------------------------------|--------------------------|---------------------|-----------------------|--------------------|
| Special     | <b>MCNAUGHER [School/Facility Change]</b><br><i>MCNAUGHER</i>   | Phase 1<br>Move Program to Oliver.  | 67  | School/Facility Change       | No Renovation Work       | -                   | \$0.0m                | \$14.6m            |
| East        | <b>MONTESSORI ES [K-5]</b><br><i>MONTESSORI K-8</i>   | <b>Phase 1</b><br>Change grade configuration  | 85  | Grade Change                 | Major Reno               | 210                 | \$14.3m               | \$0.0m             |
| North/West  | <b>MORROW [Discontinue]</b><br><i>MORROW PK-5</i>   | <b>Phase 1</b><br>Students to be assigned to Rooney and Northview.  | 67  | Discontinue                  | No Renovation Work       | -                   | \$0.0m                | \$17.2m            |
| High School | <b>OLIVER [McNaugher/SAC-School/Facility Change]</b><br><i>OLIVER HIGH SCHOOL</i>                     | Phase 1<br>Students to be assigned to Langley or choose magnet school option. Convert building to house McNaugher, Student Achievement Center and the Overbrook staff.            | 63  | School/Facility Change       | Partial Reno             | 371                 | \$6.3m                | \$67.0m            |
| High School | <b>PEABODY [Discontinue]</b><br><i>PEABODY HIGH SCHOOL</i>  | Phase 1<br>Students to be assigned to Westinghouse or choose magnet school options.   | 46  | Discontinue                  | No Renovation Work       | -                   | \$0.0m                | \$61.3m            |
| High School | <b>PERRY HS [9-12]</b><br><i>PERRY HIGH SCHOOL</i>  | Phase 1<br>Remains a 9-12 School.   | 64  | No Change                    | Major Reno               | 638                 | \$58.1m               | \$0.0m             |
| North/West  | <b>PITTSBURGH CLASSICAL ACADEMY 6-8</b>   | Remains a 6-8 School. Schiller combines with Classical at Greenway. Professional Development Center remains at Greenway.  |     |                              |                          |                     |                       |                    |
| East        | <b>REIZENSTEIN ECC [PK]</b><br><i>REIZENSTEIN ECC</i>   | <b>Phase 1</b><br>Remains an ECC. Part of overall Reizenstein renovation project.   | 55  | No Change                    | Moderate Reno            | 60                  | See IB at Reizenstein | \$0.0m             |
| East        | <b>ROGERS CAPA [Discontinue]</b><br><i>ROGERS CAPA 6-8</i>  | <b>Phase 1</b><br>Board Approved: Students at Rogers CAPA will move to Pittsburgh CAPA HS.  | 94  | Discontinue                  | No Renovation Work       | -                   | \$0.0m                | \$20.1m            |
| South       | <b>ROOSEVELT ANNEX [Discontinue]</b><br><i>ROOSEVELT ANNEX [PK/K-1]</i>                               | Phase 1<br>Roosevelt PK/K-1 to be discontinued. Boundary to be adjusted between Roosevelt 2-5 and Concord in Phase I.   | 59  | Discontinue                  | No Renovation Work       | -                   | \$0.0m                | \$2.2m             |
| North/West  | <b>SCHAEFFER PRIMARY [Discontinue]</b><br><i>SCHAEFFER K-8 PRIMARY</i>                                | <b>Phase 1</b><br>Schaeffer Primary to be discontinued. Schaeffer Intermediate to become a K-8. K-8 boundaries to be realigned for Schaeffer Intermediate, Stevens, and Westwood. | 58  | Discontinue                  | No Renovation Work       | -                   | \$0.0m                | \$4.2m             |
| East        | <b>SCHENLEY AT REIZENSTEIN SCHOOL</b>   | Building to be used for IB program. ECC to remain in building.  |     |                              |                          |                     |                       |                    |
| North/West  | <b>SCHILLER [Discontinue]</b><br><i>SCHILLER 6-8</i>  | <b>Phase 1</b><br>Schiller combines with Pittsburgh Classical Academy at Greenway. Professional Development Center remains at Greenway.   | 74  | Discontinue                  | No Renovation Work       | -                   | \$0.0m                | \$11.5m            |
| Special     | <b>STUDENT ACHIEVEMENT CENTER [School/Facility Change]</b><br><i>STUDENT ACHIEVEMENT CTR 6-8/9-12</i> | Phase 1<br>Move program to Oliver.  | 62  | School/Facility Change       | No Renovation Work       | -                   | \$0.0m                | \$21.5m            |
| East        | <b>VANN [Discontinue]</b><br><i>VANN K-8</i>  | <b>Phase 1</b><br>Students to be assigned to Miller and Weil.   | 60  | Discontinue                  | No Renovation Work       | -                   | \$0.0m                | \$10.7m            |
| East        | <b>WOOLSLAIR [Discontinue]</b><br><i>WOOLSLAIR K-5</i>  | <b>Phase 1</b><br>Students to be assigned to Arsenal PK-5.  | 45  | Discontinue                  | No Renovation Work       | -                   | \$0.0m                | \$6.4m             |

\* The cost estimates are based on the assumption that each building, when renovated, would be comparable to a new facility. This does not necessarily mean that this would be done with each building but gives a relative comparison of possible project costs.

**Total**                      **5,533**    **\$244.1 m**            **\$289.6**

**Phase I - Timeline**

| School Recommendation                         | 2010                        | 2011          | 2012          | 2013          |
|---|-----------------------------|---------------|---------------|---------------|
| SCHAEFFER PRIMARY [Discontinue]               | Discontinue                 |               |               |               |
| MANCHESTER [Discontinue]                      | Discontinue                 |               |               |               |
| MORROW [Discontinue]                          | Discontinue                 |               |               |               |
| FAISON INTERMEDIATE [Discontinue]             | Discontinue                 |               |               |               |
| FULTON [Discontinue]                          | Discontinue                 |               |               |               |
| WOOLSLAIR [Discontinue]                       | Discontinue                 |               |               |               |
| VANN [Discontinue]                            | Discontinue                 |               |               |               |
| ARLINGTON PRIMARY [Discontinue]               | Discontinue                 |               |               |               |
| ROOSEVELT ANNEX [Discontinue]                 | Discontinue                 |               |               |               |
| PEABODY [Discontinue]                         | Discontinue                 |               |               |               |
| SCHILLER [Discontinue]                        | Discontinue                 |               |               |               |
| ROGERS CAPA [Discontinue]                     | Discontinue                 |               |               |               |
| MCCLEARY [Discontinue]                        | Discontinue                 |               |               |               |
| STUDENT ACHIEVEMENT CENTER                    | Schl / Facility Change      |               |               |               |
| MCNAUGHER [School/Facility Change]            | Schl / Facility Change      |               |               |               |
| OLIVER [McNaugher/SAC-School/Facility Change] | Facility Chg / Partial Reno |               |               |               |
| LINCOLN/BELMAR [New ECC]                      | Facility Chg / Mod Reno     |               |               |               |
| FORT PITT ES [PK-5]                           | Adjust Boundary             | Moderate Reno |               |               |
| ALLEGHENY ES [K-5]                            |                             | Major Reno    |               |               |
| ALLEGHENY MS [6-8]                            |                             | Major Reno    |               |               |
| GREENWAY MS [6-8]                             | Schl / Facility Change      | Moderate Reno |               |               |
| PERRY HS [9-12]                               | No Change                   | Major Reno    |               |               |
| MONTESSORI ES [K-5]                           | Grade Change                |               | Major Reno    |               |
| REIZENSTEIN ECC [PK]                          |                             |               | Moderate Reno |               |
| IB AT REIZENSTEIN 6-12                        | No Change                   |               | Moderate Reno |               |
| CARMALT ES [PK-8]                             | Adjust Boundary             |               |               | Moderate Reno |
| ARLINGTON ES [PK-8]                           | Grade Change                |               |               | Moderate Reno |



## Phase II

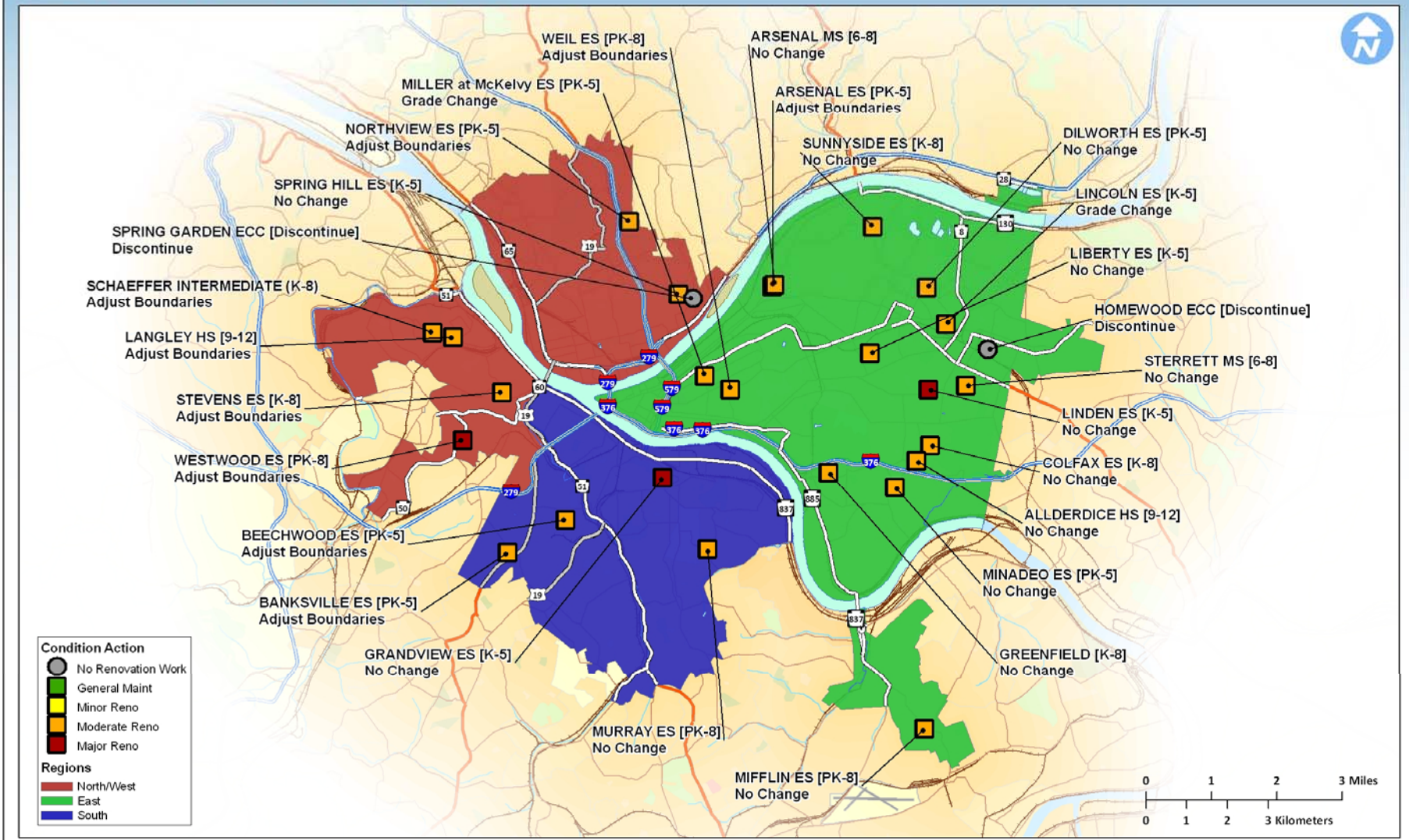
Phase II reflects the years 2012 through 2015. During this timeframe, it is anticipated that twenty-six schools will be addressed. Of this total, one (1) school is recommended to be discontinued, three (3) for major renovation, and twenty-two (22) for moderate renovation. To accomplish this goal, multiple schools will be addressed during each year of Phase II. The information that follows provides a map of proposed action to be taken during Phase II, along with corresponding information for each school and a timeline for implementation of the recommendations listed for Phase II.

Please note that recommendations may need to be adjusted as Phases II through IV are implemented in response to changes in student enrollment and programmatic developments. Also, the cost estimates are based on the assumption that each building, when renovated, would be comparable to a new facility. This does not necessarily mean that this will be done with each building but gives a relative comparison of possible project costs. Buildings may be maintained in a warm, safe, and dry condition for considerably less of an investment.

The condition recommendations listed in this plan are based on facility evaluations that occurred during the first three months of 2009. School facility work completed since that time will not be reflected in this plan recommendations.

Phase II

Phase II Recommended Actions



## Phase II

| Region      | School Recommendation  | Phase   | FCI | Configuration Recommendation | Condition Recommendation | 2018 Realign Enroll | 2009 Est* Cost | Est Cost Avoidance |
|-------------|--|---|-----|------------------------------|--------------------------|---------------------|----------------|--------------------|
| High School | <b>ALLDERDICE HS [9-12]</b><br><i>ALLDERDICE HIGH SCHOOL</i> | Phase 2<br>Remains a 9-12 School.   | 59  | No Change                    | Moderate Reno            | 1,045               | \$50.8m        | \$0m               |
| East        | <b>ARSENAL ES [PK-5]</b><br><i>ARSENAL PK-5</i>              | <b>Phase 2</b><br>In Phase I: Woolsair to be discontinued, students to be assigned to Arsenal. Some McCleary students to be assigned to this building. Utilization of building to be modified to increase K-5 capacity and decrease 6-8 capacity. | 48  | Adjust Boundaries            | Moderate Reno            | 445                 | \$6.6m         | \$0m               |
| East        | <b>ARSENAL MS [6-8]</b><br><i>ARSENAL 6-8</i>                | <b>Phase 2</b><br>In Phase 1: Building to be reconfigured to increase K-5 capacity and decrease 6-8 capacity.   | 44  | No Change                    | Moderate Reno            | 261                 | \$20.9m        | \$0m               |
| South       | <b>BANKSVILLE ES [PK-5]</b><br><i>BANKSVILLE PK-5</i>        | Phase 2<br>Banksville and Beechwood boundary to be realigned to reduce the overflow at Beechwood in Phase I.  | 51  | Adjust Boundaries            | Moderate Reno            | 240                 | \$5.1m         | \$0m               |
| South       | <b>BEECHWOOD ES [PK-5]</b><br><i>BEECHWOOD K-5</i>           | Phase 2<br>Banksville and Beechwood boundary to be realigned to reduce the overflow at Beechwood in Phase I.  | 54  | Adjust Boundaries            | Moderate Reno            | 358                 | \$9.7m         | \$0m               |
| East        | <b>COLFAX ES [K-8]</b><br><i>COLFAX K-8</i>                  | <b>Phase 2</b><br>Remains a K-8 School.   | 47  | No Change                    | Moderate Reno            | 596                 | \$16.4m        | \$0m               |
| East        | <b>DILWORTH ES [PK-5]</b><br><i>DILWORTH PK-5</i>            | <b>Phase 2</b><br>Remains a PK-5 School.  | 50  | No Change                    | Moderate Reno            | 420                 | \$9.0m         | \$0m               |
| South       | <b>GRANDVIEW ES [K-5]</b><br><i>GRANDVIEW K-5</i>            | Phase 2<br>Remains a K-5 School.  | 68  | No Change                    | Major Reno               | 216                 | \$10.6m        | \$0m               |
| East        | <b>GREENFIELD [K-8]</b><br><i>GREENFIELD K-8</i>             | <b>Phase 2</b><br>Remains a K-8 School.   | 52  | No Change                    | Moderate Reno            | 315                 | \$13.9m        | \$0m               |
| East        | <b>HOMEWOOD ECC [Discontinue]</b><br><i>HOMEWOOD ECC</i>     | <b>Phase 2</b><br>Students to be assigned to Lincoln Intermediate/Belmar which becomes an ECC.  | 73  | Discontinue                  | No Renovation Work       | -                   | \$0m           | \$7.9m             |
| High School | <b>LANGLEY HS [9-12]</b><br><i>LANGLEY HIGH SCHOOL</i>       | Phase 2<br>Enrollment to increase with addition of Oliver students.   | 51  | Adjust Boundaries            | Moderate Reno            | 516                 | \$45.5m        | \$0m               |
| East        | <b>LIBERTY ES [K-5]</b><br><i>LIBERTY K-5</i>                | <b>Phase 2</b><br>Remains a K-5 School.   | 48  | No Change                    | Moderate Reno            | 400                 | \$8.2m         | \$0m               |
| East        | <b>LINCOLN ES [K-5]</b><br><i>LINCOLN PRIMARY K-4</i>        | <b>Phase 2</b><br>Enrollment to increase with   | 49  | Grade Change                 | Moderate Reno            | 322                 | \$7.0m         | \$0m               |

\* The cost estimates are based on the assumption that each building, when renovated, would be comparable to a new facility. This does not necessarily mean that this would be done with each building but gives a relative comparison of possible project costs.

## Phase II Continued

| Region     | School Recommendation                                      | Phase  | FCI | Configuration Recommendation | Condition Recommendation | 2018 Realign | 2009 Est* Cost | Est Cost Avoidance |
|------------|--|--|-----|------------------------------|--------------------------|--------------|----------------|--------------------|
| East       | LINDEN ES [K-5]<br>LINDEN K-5                              | Phase 2<br>Remains a K-5 School.   | 70  | No Change                    | Major Reno               | 400          | \$14.2m        | \$0m               |
| East       | MIFFLIN ES [PK-8]<br>MIFFLIN PK-8                          | Phase 2<br>Remains a PK-8 School.  | 40  | No Change                    | Moderate Reno            | 329          | \$12.5m        | \$0m               |
| East       | MILLER at McKelvy ES [PK-5]<br>MILLER at McKelvy PK-8      | Phase 2<br>Phase I: Board Approved: Changing from K-8 to K-5 in 2009-10 and assigning 6-8 students to Univ Prep. Facility Plan: Vann is to be discontinued and students assigned to Miller and Weil. | 45  | Grade Change                 | Moderate Reno            | 214          | \$9.6m         | \$0m               |
| East       | MINADEO ES [PK-5]<br>MINADEO PK-5                          | Phase 2<br>Remains a PK-5 School.  | 58  | No Change                    | Moderate Reno            | 555          | \$12.8m        | \$0m               |
| South      | MURRAY ES [PK-8]<br>MURRAY PK-8                            | Phase 2<br>Remains a PK-8 School.  | 40  | No Change                    | Moderate Reno            | 315          | \$12.3m        | \$0m               |
| North/West | NORTHVIEW ES [PK-5]<br>NORTHVIEW PK-5                      | Phase 2<br>Enrollment to increase with addition of some Morrow Students.   | 48  | Adjust Boundaries            | Moderate Reno            | 403          | \$10.9m        | \$0m               |
| North/West | SCHAEFFER INTERMEDIATE (K-8)<br>SCHAEFFER K-8 INTERMEDIATE | Phase 2<br>Schaeffer Primary to be discontinued. Schaeffer Intermediate to become a K-8. K-8 boundaries to be realigned for Schaeffer Intermediate, Stevens, and Westwood.                           | 55  | Adjust Boundaries            | Moderate Reno            | 162          | \$4.9m         | \$0m               |
| North/West | SPRING HILL ES [K-5]<br>SPRING HILL K-5                    | Phase 2<br>Remains a K-5 School.   | 53  | No Change                    | Moderate Reno            | 234          | \$5.8m         | \$0m               |
| East       | STERRETT MS [6-8]<br>STERRETT 6-8                          | Phase 2<br>Remains a 6-8 School.   | 46  | No Change                    | Moderate Reno            | 390          | \$11.3m        | \$0m               |
| North/West | STEVENS ES [K-8]<br>STEVENS K-8                            | Phase 2<br>Schaeffer Primary to be discontinued. Schaeffer Intermediate to become a K-8. K-8 boundaries to be realigned for Schaeffer Intermediate, Stevens, and Westwood.                           | 59  | Adjust Boundaries            | Moderate Reno            | 302          | \$10.1m        | \$0m               |
| East       | SUNNYSIDE ES [K-8]<br>SUNNYSIDE K-8                        | Phase 2<br>Remains a K-8 School.   | 47  | No Change                    | Moderate Reno            | 241          | \$10.7m        | \$0m               |
| East       | WEIL ES [PK-8]<br>WEIL PK-8                                | Phase 2<br>Additional students to be assigned from discontinued Vann. Vann students to be assigned to Weil and Miller.   | 48  | Adjust Boundaries            | Moderate Reno            | 371          | \$13.2m        | \$0m               |
| North/West | WESTWOOD ES [K-8]<br>WESTWOOD K-8                          | Phase 2<br>Schaeffer Primary to be discontinued. Schaeffer Intermediate to become a K-8. K-8 boundaries to be realigned for Schaeffer Intermediate, Stevens, and Westwood.                           | 63  | Adjust Boundaries            | Major Reno               | 267          | \$14.9m        | \$0m               |

\* The cost estimates are based on the assumption that each building, when renovated, would be comparable to a new facility. This does not necessarily mean that this would be done with each building but gives a relative comparison of possible project costs.

**Total** 9,317 \$346.9 m \$7.9 m

**Phase II - Timeline**

| School Recommendation        | 2012                         | 2013          | 2014          | 2015          |
|------------------------------|------------------------------|---------------|---------------|---------------|
| HOMEWOOD ECC [Discontinue]   | Discontinue                  |               |               |               |
| WESTWOOD ES [K-8]            | Adj Boundaries/Major Reno    |               |               |               |
| LINDEN ES [K-5]              | Major Reno                   |               |               |               |
| GRANDVIEW ES [K-5]           | Major Reno                   |               |               |               |
| ALLDERDICE HS [9-12]         | No Change / Moderate Reno    |               |               |               |
| SCHAEFFER INTERMEDIATE (K-8) | Adj Boundary                 | Moderate Reno |               |               |
| STEVENS ES [K-8]             | Adj Boundary                 | Moderate Reno |               |               |
| NORTHVIEW ES [PK-5]          | Adj Boundary                 | Moderate Reno |               |               |
| BANKSVILLE ES [PK-5]         | Adj Boundary                 | Moderate Reno |               |               |
| BEECHWOOD ES [PK-5]          | Adj Boundary                 | Moderate Reno |               |               |
| GREENFIELD [K-8]             |                              | Moderate Reno |               |               |
| MINADEO ES [PK-5]            |                              | Moderate Reno |               |               |
| ARSENAL ES [PK-5]            | Adj Boundary                 |               | Moderate Reno |               |
| WEIL ES [PK-8]               | Adj Boundary                 |               | Moderate Reno |               |
| MURRAY ES [PK-8]             | No Change                    |               | Moderate Reno |               |
| LINCOLN ES [K-5]             | Grade Change                 |               | Moderate Reno |               |
| MILLER at McKelvy ES [PK-5]  | Grade Change/Adjust Boundary |               | Moderate Reno |               |
| SPRING HILL ES [K-5]         |                              |               | Moderate Reno |               |
| DILWORTH ES [PK-5]           |                              |               | Moderate Reno |               |
| LIBERTY ES [K-5]             |                              |               | Moderate Reno |               |
| MIFFLIN ES [PK-8]            |                              |               | Moderate Reno |               |
| COLFAX ES [K-8]              |                              |               | Moderate Reno |               |
| ARSENAL MS [6-8]             |                              |               | Moderate Reno |               |
| LANGLEY HS [9-12]            | Adjust boundaries in 2010    |               | Moderate Reno |               |
| SUNNYSIDE ES [K-8]           | No Change                    |               |               | Moderate Reno |
| STERRETT MS [6-8]            |                              |               |               | Moderate Reno |

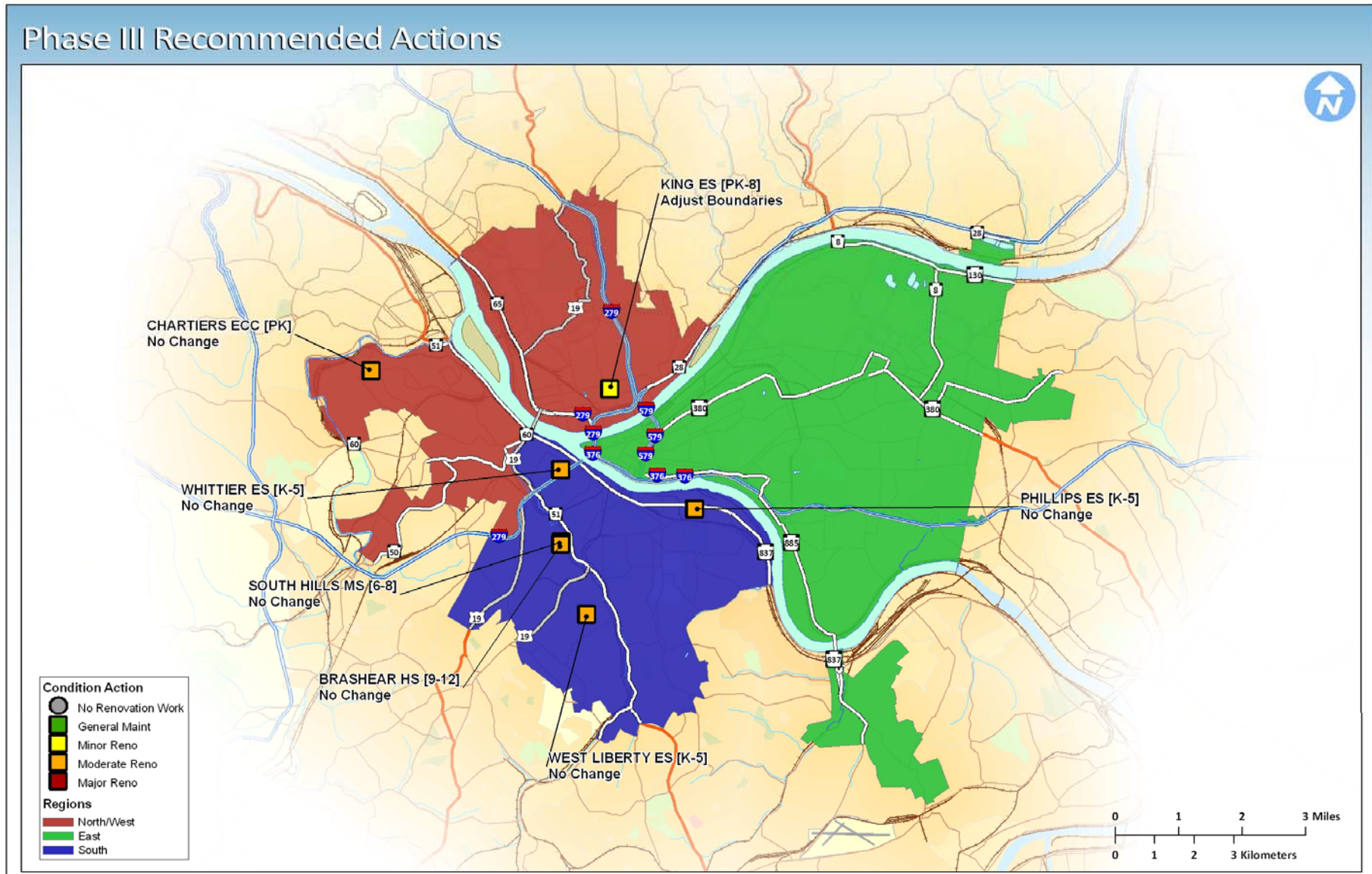
## PHASE III

Phase III reflects the years 2014 through 2017. During Phase III, seven schools will be addressed. Of which, six will undergo a moderate renovation and one will receive a minor renovation. To accomplish this goal, multiple schools will be addressed during each year of Phase III. The information that follows provides a map of proposed action to be taken during Phase III, along with corresponding information for each school and a timeline for implementation of the recommendations listed for Phase III.

Please note that recommendations may need to be adjusted as Phases II through IV are implemented in response to changes in student enrollment and programmatic developments. Also, the cost estimates are based on the assumption that each building, when renovated, would be comparable to a new facility. This does not necessarily mean that this will be done with each building but gives a relative comparison of possible project costs. Buildings may be maintained in a warm, safe, and dry condition for considerably less of an investment.

The condition recommendations listed in this plan are based on facility evaluations that occurred during the first three months of 2009. School facility work completed since that time will not be reflected in this plan recommendations.

### Phase III



## Phase III

| Region      | School Recommendation                                    | Phase   | FCI | Configuration Recommendation | Condition Recommendation | 2018 Realign Enroll | 2009 Est* Cost | Est Cost Avoidance |
|-------------|--|---|-----|------------------------------|--------------------------|---------------------|----------------|--------------------|
| High School | <b>BRASHEAR HS [9-12]</b><br><i>BRASHEAR HIGH SCHOOL</i> | Phase 3<br>Remains a 9-12 School.   | 41  | No Change                    | Moderate Reno            | 768                 | \$53.6m        | \$0m               |
| North/West  | <b>CHARTIERS ECC [PK]</b><br><i>CHARTIERS ECC</i>        | <b>Phase 3</b><br>Remains an ECC.   | 51  | No Change                    | Moderate Reno            | 120                 | \$4.0m         | \$0m               |
| North/West  | <b>KING ES [PK-8]</b><br><i>KING PK-8</i>                | <b>Phase 3</b><br>Enrollment increases with addition of Manchester students in Phase I. | 29  | Adjust Boundaries            | Minor Reno               | 730                 | \$9.7m         | \$0m               |
| South       | <b>PHILLIPS ES [K-5]</b><br><i>PHILLIPS K-5</i>          | Phase 3<br>Remains a K-5 School.  | 40  | No Change                    | Moderate Reno            | 249                 | \$4.4m         | \$0m               |
| South       | <b>SOUTH HILLS MS [6-8]</b><br><i>SOUTH HILLS 6-8</i>    | Phase 3<br>Remains a 6-8 School.  | 41  | No Change                    | Moderate Reno            | 330                 | \$15.6m        | \$0m               |
| South       | <b>WEST LIBERTY ES [K-5]</b><br><i>WEST LIBERTY K-5</i>  | Phase 3<br>Remains a K-5.   | 34  | No Change                    | Moderate Reno            | 226                 | \$5.7m         | \$0m               |
| South       | <b>WHITTIER ES [K-5]</b><br><i>WHITTIER K-5</i>          | Phase 3<br>Remains a K-5 School.  | 45  | No Change                    | Moderate Reno            | 215                 | \$7.1m         | \$0m               |

\* The cost estimates are based on the assumption that each building, when renovated, would be comparable to a new facility. This does not necessarily mean that this would be done with each building but gives a relative comparison of possible project costs.

**Total**                      2,638                      100.1 m                      \$0 m



### PHASE III – Timeline

| School Recommendation | 2014                              | 2015          | 2016          | 2017 |
|-----------------------|-----------------------------------|---------------|---------------|------|
| KING ES [PK-8]        | Adjust Boundary 2010 / Minor Reno |               |               |      |
| CHARTIERS ECC [PK]    | Moderate Reno                     |               |               |      |
| PHILLIPS ES [K-5]     |                                   | Moderate Reno |               |      |
| SOUTH HILLS MS [6-8]  |                                   | Moderate Reno |               |      |
| WEST LIBERTY ES [K-5] |                                   |               | Moderate Reno |      |
| WHITTIER ES [K-5]     |                                   |               | Moderate Reno |      |
| BRASHEAR HS [9-12]    |                                   |               | Moderate Reno |      |

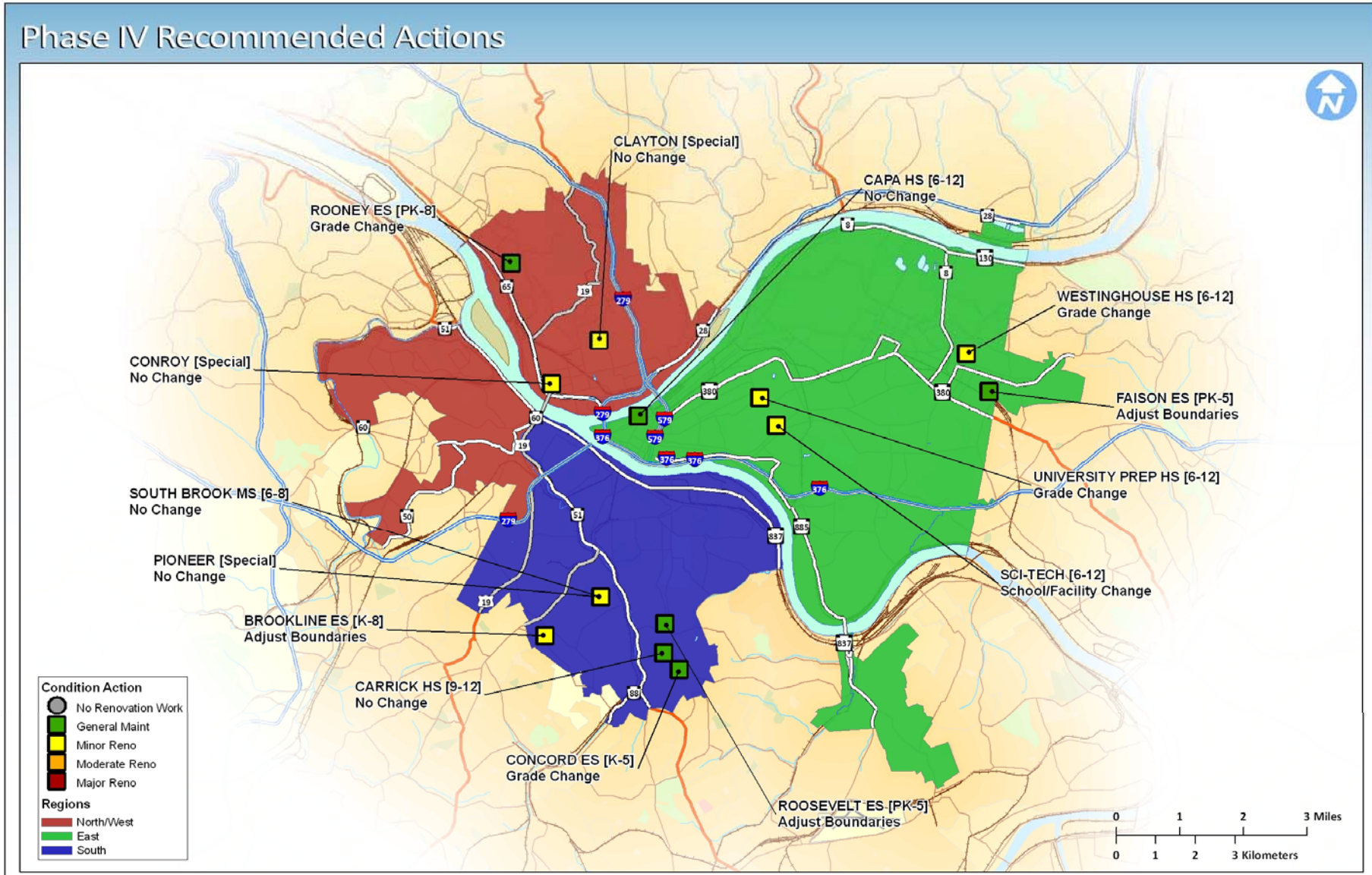
## Phase IV

Phase IV reflects the years 2016 through 2019. During Phase IV, sixteen schools will be addressed. Of which, one will undergo major renovation, one moderate renovation, seven will undergo a minor renovation, and seven general maintenance. To accomplish this goal, multiple schools will be addressed during each year of Phase IV. The information that follows provides a map of proposed action to be taken during Phase IV, along with corresponding information for each school and a timeline for implementation of the recommendations listed for Phase IV.

Please note that recommendations may need to be adjusted as Phases II through IV are implemented in response to changes in student enrollment and programmatic developments. Also, the cost estimates are based on the assumption that each building, when renovated, would be comparable to a new facility. This does not necessarily mean that this will be done with each building but gives a relative comparison of possible project costs. Buildings may be maintained in warm, safe, and dry condition for considerably less of an investment.

The condition recommendations listed in this plan are based on facility evaluations that occurred during the first three months of 2009. School facility work completed since that time will not be reflected in this plan recommendations.

Phasing IV



## Phase IV

| Region      | School Recommendation  | Phase  | FCI | Configuration Recommendation | Condition Recommendation | 2018 Realign Enroll | 2009 Est* Cost | Est Cost Avoidance |
|-------------|--|--|-----|------------------------------|--------------------------|---------------------|----------------|--------------------|
| South       | BON AIR ECC<br>BON AIR ECC                                       | Phase 4<br>Remains an ECC.   | 82  | No Change                    | Major Reno               | 60                  | \$4.6m         | \$0m               |
| South       | BROOKLINE ES [K-8]<br>BROOKLINE K-8                              | Phase 4<br>Adjust Brookline attendance   | 25  | Adjust Boundaries            | Minor Reno               | 411                 | \$5.0m         | \$0m               |
| High School | CAPA HS [6-12]<br>CAPA HIGH SCHOOL                               | Phase 4<br>Remains a 6-12 School.  | 2   | No Change                    | General Maint            | 830                 | \$0m           | \$0m               |
| High School | CARRICK HS [9-12]<br>CARRICK HIGH SCHOOL                         | Phase 4<br>Remains a 9-12 School.  | 15  | No Change                    | General Maint            | 602                 | \$0m           | \$0m               |
| Special     | CLAYTON [Special]<br>CLAYTON                                     | Phase 4<br>Remains in use for its current program.   | 22  | No Change                    | Minor Reno               | 204                 | \$4.4m         | \$0m               |
| South       | CONCORD ES [K-5]<br>CONCORD K-5                                  | Phase 4<br>Roosevelt PK/K-1 to be discontinued. Boundary to be adjusted between Roosevelt 2-5 and Concord in Phase I.  | 15  | Grade Change                 | General Maint            | 393                 | \$0m           | \$0m               |
| Special     | CONROY [Special]<br>CONROY                                       | Phase 4<br>Remains in use for its current program.   | 19  | No Change                    | Minor Reno               | 187                 | \$10.4m        | \$0m               |
| East        | FAISON ES [PK-5]<br>FAISON PRIMARY                               | Phase 4<br>Enrollment to increase with addition of Grade 5 from Faison Intermediate in Phase 1.  | 0   | Adjust Boundaries            | General Maint            | 563                 | \$0m           | \$0m               |
| South       | PIONEER [Special]<br>PIONEER                                     | Phase 4<br>Remains in use for its current program.   | 26  | No Change                    | Minor Reno               | 76                  | \$2.4m         | \$0m               |
| North/West  | ROONEY ES [PK-8]<br>ROONEY 6-8                                   | Phase 4<br>Enrollment to increase with addition of some of Morrow students. Receives Morrow students during Phase 1.   | 12  | Grade Change                 | General Maint            | 412                 | \$0m           | \$0m               |
| South       | ROOSEVELT ES [PK-5]<br>ROOSEVELT 2-5                             | Phase 4<br>Roosevelt PK/K-1 to be discontinued. Boundary to be adjusted between Roosevelt 2-5 and Concord in Phase I.  | 14  | Adjust Boundaries            | General Maint            | 312                 | \$0m           | \$0m               |
| North/West  | SPRING GARDEN ECC<br>SPRING GARDEN ECC                           | Phase 4<br>Remains an ECC.   | 60  | No Change                    | Moderate Reno            | 160                 | \$4.4m         | \$0m               |
| High School | SCIENCE & TECH AT FRICK HS [6-12]<br>SCIENCE & TECH AT FRICK 6-9 | Phase 4<br>Board Approved: Frick facility will become new Science & Technology High School for grades 6-12 grade in Phase I.   | 17  | School/Facility Change       | Minor Reno               | 520                 | \$10.7m        | \$0m               |
| South       | SOUTH BROOK MS [6-8]<br>SOUTH BROOK 6-8                          | Phase 4<br>Remains a 6-8 School.   | 1   | No Change                    | General Maint            | 267                 | \$0m           | \$0m               |
| High School | UNIVERSITY PREP HS [6-12]<br>UNIVERSITY PREP HIGH SCHOOL         | Phase 4<br>Board Approved: 2009-10 grades 6-10 and will expand to become school for grades 6-12.   | 24  | Grade Change                 | Minor Reno               | 590                 | \$12.7m        | \$0m               |
| High School | WESTINGHOUSE HS [6-12]<br>WESTINGHOUSE HIGH SCHOOL               | Phase 4<br>To become a 6-12 school. Enrollment to increase with addition of students from Lincoln Intermediate (6-8), Faison Intermediate (6-8), and Peabody (9-12). | 21  | Grade Change                 | Minor Reno               | 661                 | \$26.7m        | \$0m               |

\* The cost estimates are based on the assumption that each building, when renovated, would be comparable to a new facility. This does not necessarily mean that this would be done with each building but gives a relative comparison of possible project costs.

**Total**                      **6,248**      **\$81.3 m**                      **\$0 m**

## PHASE IV – Timeline

### Phase IV - Timeline

| School Recommendation             | 2016                 | 2017                          | 2018                                  | 2019 |
|-----------------------------------|----------------------|-------------------------------|---------------------------------------|------|
| FAISON ES [PK-5]                  |                      |                               | Adjust Boundary 2010 / Gen Maint 2018 |      |
| ROOSEVELT ES [PK-5]               |                      |                               | Adjust Boundary 2010 / Gen Maint 2018 |      |
| BROOKLINE ES [K-8]                |                      | Adj Boundary 2010 / Reno 2017 |                                       |      |
| CONCORD ES [K-5]                  |                      |                               | Grade Change/General Maintenance      |      |
| BON AIR ECC                       | Renovate             |                               |                                       |      |
| SPRING GARDEN ECC                 | Renovate             |                               |                                       |      |
| UNIVERSITY PREP HS [6-12]         | Renovate             |                               |                                       |      |
| WESTINGHOUSE HS [6-12]            | Grade Change in 2010 |                               | Renovate                              |      |
| ROONEY ES [PK-8]                  |                      |                               | Grade Change 2010 / Gen Maint 2018    |      |
| CAPA HS [6-12]                    |                      |                               | General Maintenance                   |      |
| CARRICK HS [9-12]                 |                      |                               | No Change / Gen Maint 2018            |      |
| SOUTH BROOK MS [6-8]              |                      |                               | General Maintenance                   |      |
| CLAYTON [Special]                 |                      | Renovate                      |                                       |      |
| CONROY [Special]                  |                      | Renovate                      |                                       |      |
| PIONEER [Special]                 | Renovate             |                               |                                       |      |
| SCIENCE & TECH AT FRICK HS [6-12] |                      |                               | Grade Change 2010 / Gen Maint 2018    |      |

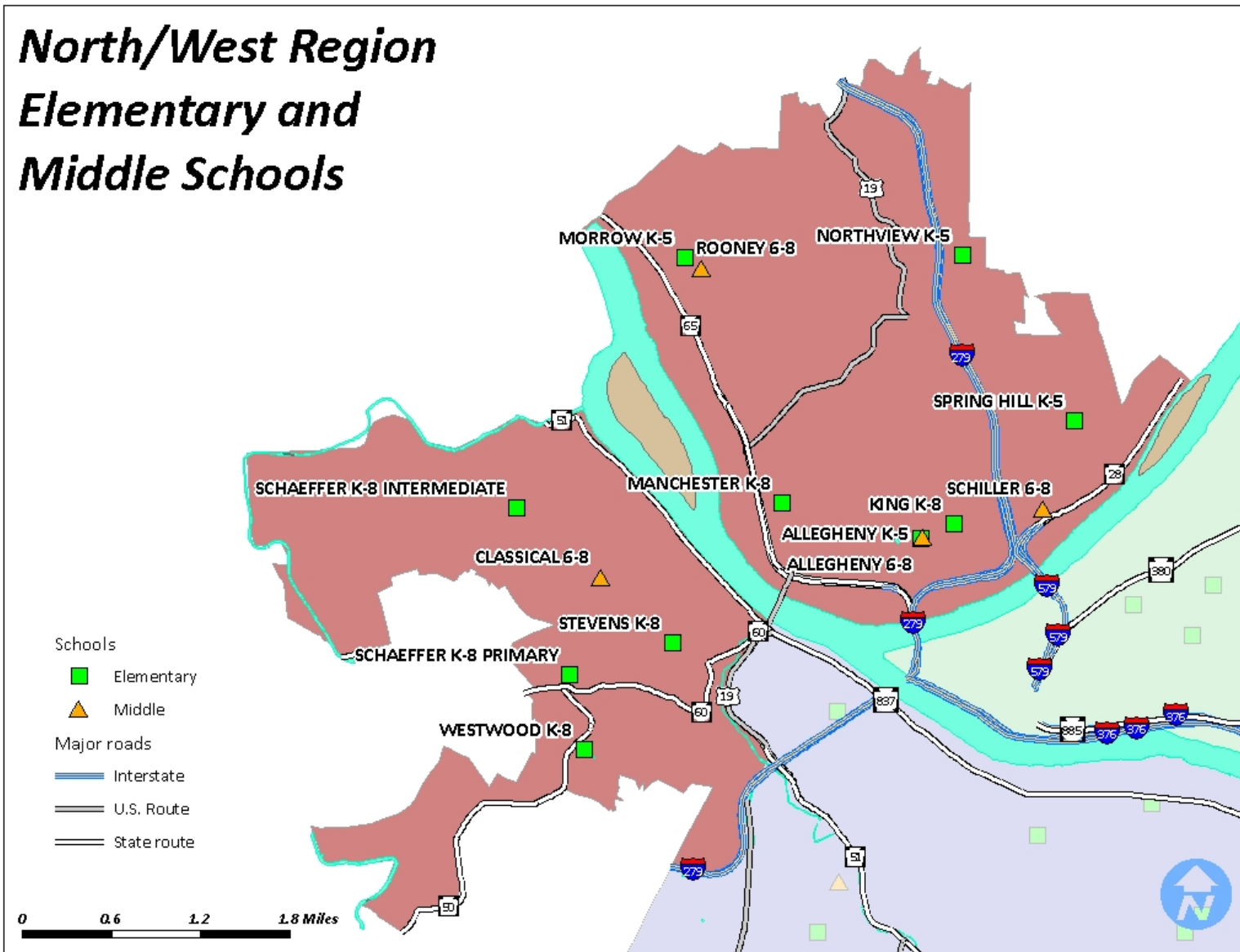
## **NORTH/WEST Region**

For planning purposes, Pittsburgh Public School District was divided into three regions – North/West, South, and East. These regions allowed for data and information to be organized in a more manageable way. This organizational method also allowed for unique issues in each geographical region to be studied more closely. Because of the geographical nature of the school district, the number of schools differs by region, conditions vary by building, and each region is experiencing enrollment changes.

The pages that follow provide an overview of the information that was collected and analyzed for the North/West region. Information provided is as follows: a map of all Pre-Kindergarten through Grade 8 Schools, projected student enrollment, and capacity versus 2008 and 2018 enrollment, baseline facility data, and proposed actions.

The condition recommendations listed in this plan are based on facility evaluations that occurred during the first three months of 2009. School facility work completed since that time will not be reflected in this plan recommendations.

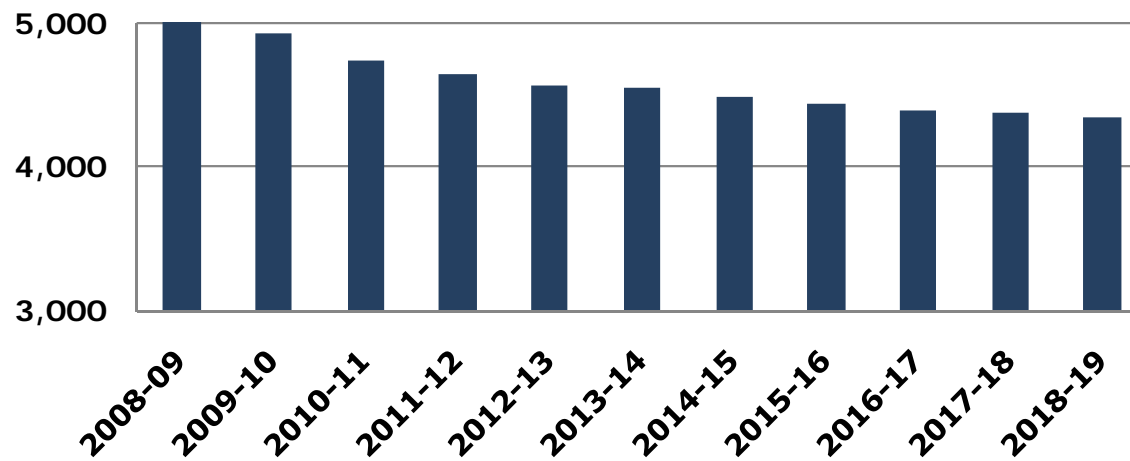
# North/West Region Elementary and Middle Schools



### Projected Enrollment –North/West Region [PK-8]

Enrollment for grades Pre-K-8<sup>th</sup> grade in the North/West Region of Pittsburgh Public Schools is projected to decrease by 687 students over the next ten years as reflected in the chart below.

**Pittsburgh Public Schools - North/West Region [PK-8]  
10 Year Projected Enrollment  
2009-10 to 2018-19**





## Projected Enrollment by Grade –North/West Region

The table below provides PK-8 enrollment for the current year 2008-09 and the 10 year projected enrollment by grade level and year for schools located within the North/West Region of the Pittsburgh Public School District.

| Pittsburgh Public Schools - North/West Region [PK - 8]<br>10 Year Projected Enrollment<br>2009-10 to 2018-19 |              |              |              |              |              |              |              |              |              |              |              |
|--|--------------|--------------|--------------|--------------|--------------|--------------|--------------|--------------|--------------|--------------|--------------|
| Grade  | 2008-09      | 2009-10      | 2010-11      | 2011-12      | 2012-13      | 2013-14      | 2014-15      | 2015-16      | 2016-17      | 2017-18      | 2018-19      |
| Pre-K/Preschool  | 502          | 580          | 580          | 580          | 580          | 580          | 580          | 580          | 580          | 580          | 580          |
| K  | 483          | 463          | 480          | 470          | 467          | 464          | 462          | 461          | 455          | 454          | 451          |
| 1  | 434          | 491          | 462          | 474          | 457          | 449          | 444          | 444          | 440          | 437          | 435          |
| 2  | 470          | 411          | 455          | 445          | 452          | 426          | 417          | 413          | 411          | 407          | 406          |
| 3  | 481          | 449          | 374          | 436          | 423          | 429          | 404          | 397          | 394          | 391          | 389          |
| 4  | 480          | 458          | 424          | 370          | 415          | 405          | 411          | 389          | 381          | 379          | 376          |
| 5  | 483          | 451          | 445          | 406          | 359          | 401          | 389          | 396          | 374          | 366          | 364          |
| <b>K-5 Subtotal</b>  | <b>2,831</b> | <b>2,723</b> | <b>2,640</b> | <b>2,601</b> | <b>2,573</b> | <b>2,574</b> | <b>2,527</b> | <b>2,500</b> | <b>2,455</b> | <b>2,434</b> | <b>2,421</b> |
| 6  | 544          | 551          | 481          | 474          | 462          | 448          | 446          | 446          | 449          | 441          | 438          |
| 7  | 585          | 540          | 537          | 498          | 498          | 485          | 473          | 467          | 468          | 470          | 461          |
| 8  | 573          | 524          | 502          | 488          | 456          | 462          | 456          | 444          | 441          | 443          | 448          |
| <b>6-8 Subtotal</b>  | <b>1,702</b> | <b>1,615</b> | <b>1,520</b> | <b>1,461</b> | <b>1,416</b> | <b>1,395</b> | <b>1,374</b> | <b>1,356</b> | <b>1,358</b> | <b>1,354</b> | <b>1,347</b> |
| <b>Grand Total PK-8</b>  | <b>5,035</b> | <b>4,918</b> | <b>4,740</b> | <b>4,642</b> | <b>4,569</b> | <b>4,549</b> | <b>4,481</b> | <b>4,436</b> | <b>4,393</b> | <b>4,368</b> | <b>4,348</b> |

Source: DeJONG

## North/West Region Planning Numbers

The following table provides a comparison of the current 2008-09 enrollment, 10 year projected enrollment and the adjusted capacity for 2018. There is a 1,671 reduction in capacity from discontinued facilities and a projected 796 student excess capacity in 2018.

| North / West Region<br>PK to 8th - Enrollment vs. Capacity |              |
|--|--------------|
| <b>2008-09 Capacity</b>                                    | <b>6,815</b> |
| 2008-09 Enrollment   | 5,035        |
| <b>2008-09 Excess Capacity</b>                             | <b>1,780</b> |
| <b>2018-19 Capacity</b>                                    | <b>5,144</b> |
| Discontinued Capacity                                      | 1,671        |
| 2018-19 Projected Enrollment                               | 4,348        |
| <b>2018-19 Excess Capacity</b>                             | <b>796</b>   |

Source: DeJONG & Pittsburgh Public Schools

## Facility Data –North/West Region

The table below provides an overview of enrollment, capacity, year built, size, and condition of schools located within the North/West Region of Pittsburgh Public Schools.

### North/West Region

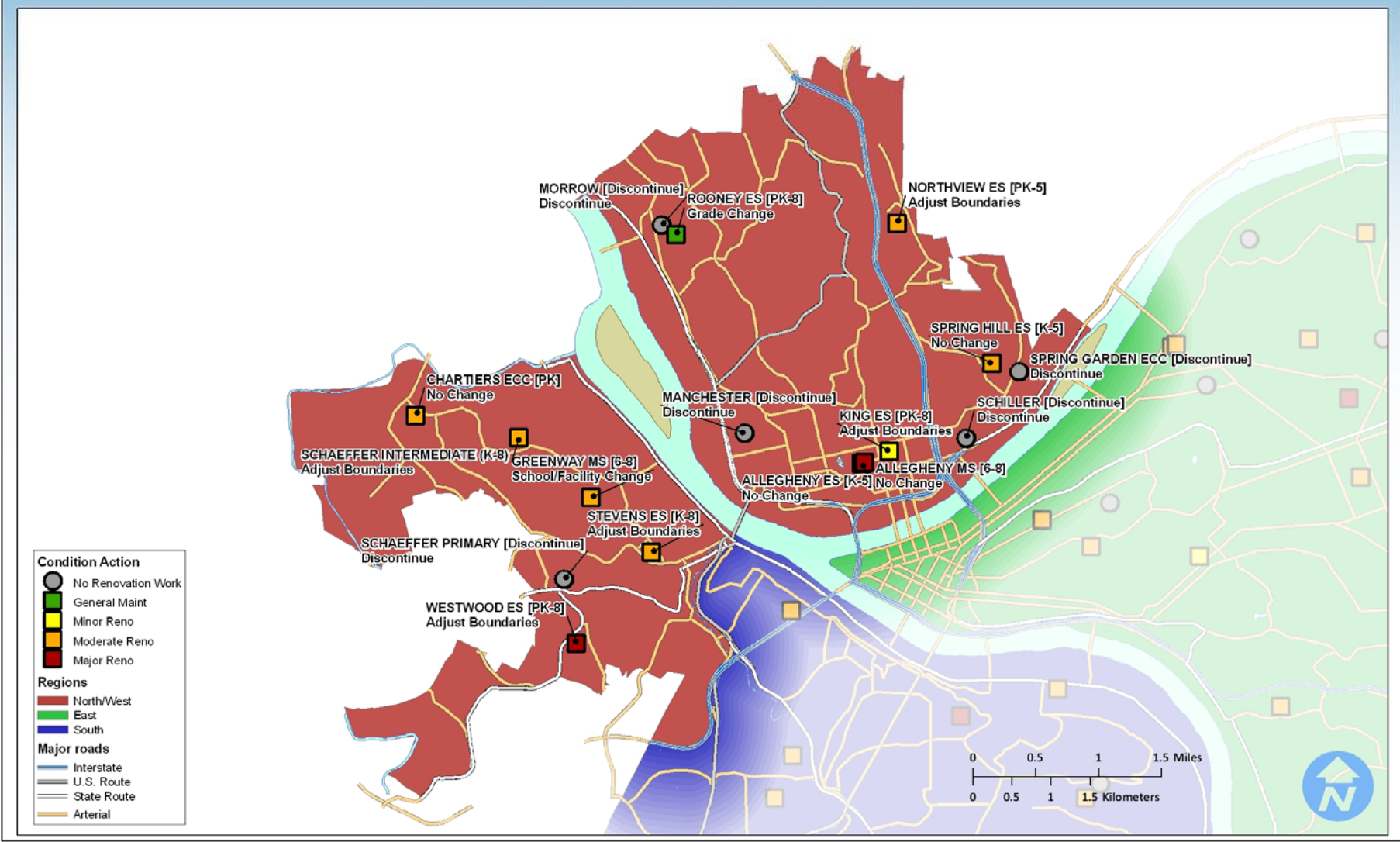
| School Type | Grade Config | Existing School                  | Capacity     | 2008 Enroll  | Excess Capacity | Year Built | Gross SF         | FCI | Condition Category |
|-------------|--------------|----------------------------------|--------------|--------------|-----------------|------------|------------------|-----|--------------------|
| Middle      | 6-8          | ALLEGHENY 6-8                    | 438          | 293          | 145             | 1904       | 127,920          | 64  | Major Reno         |
| Elementary  | K-5          | ALLEGHENY K-5                    | 519          | 449          | 70              | 1904       | 48,390           | 64  | Major Reno         |
| PreK        | PK           | CHARTIERS ECC                    | 218          | 115          | 103             | 1959       | 25,548           | 51  | Moderate Reno      |
| Elementary  | PK-8         | KING PK-8                        | 1,053        | 632          | 421             | 1973       | 123,002          | 29  | Minor Reno         |
| Elementary  | K-8          | MANCHESTER PK-8                  | 549          | 281          | 268             | 1964       | 76,087           | 75  | Major Reno         |
| Elementary  | PK-5         | MORROW PK-5                      | 458          | 409          | 49              | 1895       | 72,875           | 67  | Major Reno         |
| Elementary  | PK-5         | NORTHVIEW PK-5                   | 588          | 374          | 214             | 1962       | 69,405           | 48  | Moderate Reno      |
| Middle      | 6-8          | PITTSBURGH CLASSICAL ACADEMY 6-8 | 374          | 348          | 26              | 1974       | 224,105          | 33  | Moderate Reno      |
| Middle      | 6-8          | ROONEY 6-8                       | 450          | 222          | 228             | 1921       | 79,049           | 12  | General Maint      |
| Elementary  | 4-8          | SCHAEFFER K-8 INTERMEDIATE       | 271          | 176          | 95              | 1959       | 30,890           | 55  | Moderate Reno      |
| Elementary  | K-3          | SCHAEFFER K-8 PRIMARY            | 196          | 174          | 22              | 1960       | 26,780           | 58  | Moderate Reno      |
| Middle      | 6-8          | SCHILLER 6-8                     | 305          | 238          | 67              | 1938       | 46,114           | 74  | Major Reno         |
| PreK        | PK           | SPRING GARDEN ECC                | 163          | 78           | 85              | 1938       | 27,969           | 60  | Moderate Reno      |
| Elementary  | K-5          | SPRING HILL K-5                  | 276          | 272          | 4               | 1896       | 37,123           | 53  | Moderate Reno      |
| Elementary  | K-8          | STEVENS K-8                      | 502          | 328          | 174             | 1938       | 64,079           | 59  | Moderate Reno      |
| Elementary  | K-8          | WESTWOOD K-8                     | 455          | 345          | 110             | 1956       | 63,178           | 63  | Major Reno         |
|             |              |                                  | <b>6,815</b> | <b>4,734</b> | <b>2,081</b>    |            | <b>1,142,514</b> |     |                    |

**Note:** 301 PK-8 students are not included in the 2008 enrollment listed above.  
The 4,734 students in 2008 plus the 301 = 5,035 PK-8 for the North/West Region.

The PK-8 students not included above are:

|                       |  |
|-----------------------|--|
| (236) Special Schools | (65) ECC Schools – To close 2009 and not district facilities |
| 81 Clayton            | 36 Greenway ECC  |
| 126 Conroy            | 29 Troy Hill   |
| 29 McNaugher          |  |

### North/West Region Recommended Actions



### North/West Region

| Recommendation / Existing School                                    | Phase  | FCI | Configuration Recomm   | Condition Recomm   | 2018 Realign Enroll | Est 2009 Cost* | Cost Avoidance |
|---|--|-----|------------------------|--------------------|---------------------|----------------|----------------|
| <b>ALLEGHENY ES [K-5]</b><br><i>ALLEGHENY K-5</i>                   | <b>Phase 1</b>   | 64  | No Change              | Major Reno         | <b>456</b>          | <b>\$11.4m</b> |                |
|   | Remains a K-5 School.  |     |                        |                    |                     |                |                |
| <b>ALLEGHENY MS [6-8]</b><br><i>ALLEGHENY 6-8</i>                   | <b>Phase 1</b>   | 64  | No Change              | Major Reno         | <b>300</b>          | <b>\$31.9m</b> |                |
|   | Remains a 6-8 School.  |     |                        |                    |                     |                |                |
| <b>CHARTIERS ECC [PK]</b><br><i>CHARTIERS ECC</i>                   | <b>Phase 3</b>   | 51  | No Change              | Moderate Reno      | <b>120</b>          | <b>\$4.0m</b>  |                |
|   | Remains an ECC.  |     |                        |                    |                     |                |                |
| <b>GREENWAY MS [6-8]</b><br><i>PITTSBURGH CLASSICAL ACADEMY 6-8</i> | <b>Phase 1</b>   | 33  | School/Facility Change | Moderate Reno      | <b>626</b>          | <b>\$37.1m</b> |                |
|   | Remains a 6-8 School. Schiller combines with Classical at Greenway. Professional Development Center remains at Greenway. |     |                        |                    |                     |                |                |
| <b>KING ES [PK-8]</b><br><i>KING PK-8</i>                           | <b>Phase 3</b>   | 29  | Adjust Boundaries      | Minor Reno         | <b>730</b>          | <b>\$9.7m</b>  |                |
|   | Enrollment increases with addition of Manchester students in Phase I.  |     |                        |                    |                     |                |                |
| <b>MANCHESTER [Discontinue]</b><br><i>MANCHESTER PK-8</i>           | <b>Phase 1</b>   | 75  | Discontinue            | No Renovation Work | -                   |                | <b>\$18.0m</b> |
|   | Students to be assigned to King.   |     |                        |                    |                     |                |                |
| <b>MORROW [Discontinue]</b><br><i>MORROW PK-5</i>                   | <b>Phase 1</b>   | 67  | Discontinue            | No Renovation Work | -                   |                | <b>\$17.2m</b> |
|   | Students to be assigned to Rooney and Northview.   |     |                        |                    |                     |                |                |
| <b>NORTHVIEW ES [PK-5]</b><br><i>NORTHVIEW PK-5</i>                 | <b>Phase 2</b>   | 48  | Adjust Boundaries      | Moderate Reno      | <b>403</b>          | <b>\$10.9m</b> |                |
|   | Enrollment to increase with addition of Morrow Students.   |     |                        |                    |                     |                |                |
| <b>ROONEY ES [PK-8]</b><br><i>ROONEY 6-8</i>                        | <b>Phase 4</b>   | 12  | Grade Change           | General Maint      | <b>412</b>          |                |                |
|   | Enrollment to increase with addition of some of Morrow students. Receives Morrow students during Phase 1.                |     |                        |                    |                     |                |                |

\* The cost estimates are based on the assumption that each building, when renovated, would be comparable to a new facility. This does not necessarily mean that this will be done with each building but gives a relative comparison of possible project costs.

### North/West Region Continued

| Recommendation / Existing School  | Phase          | FCI | Configuration Recomm | Condition Recomm   | 2018 Realign Enroll | Est 2009 Cost* | Cost Avoidance |
|---|----------------|-----|----------------------|--------------------|---------------------|----------------|----------------|
| <b>SCHAEFFER INTERMEDIATE (K-8)</b><br><i>SCHAEFFER K-8 INTERMEDIATE</i>  | <b>Phase 2</b> | 55  | Adjust Boundaries    | Moderate Reno      | <b>162</b>          | <b>\$4.9m</b>  |                |
| Schaeffer Primary to be discontinued. Schaeffer Intermediate to become a K-8. K-8 boundaries to be realigned for Schaeffer Intermediate, Stevens, and Westwood. |                |     |                      |                    |                     |                |                |
| <b>SCHAEFFER PRIMARY [Discontinue]</b><br><i>SCHAEFFER K-8 PRIMARY</i>  | <b>Phase 1</b> | 58  | Discontinue          | No Renovation Work | -                   |                | <b>\$4.2m</b>  |
| Schaeffer Primary to be discontinued. Schaeffer Intermediate to become a K-8. K-8 boundaries to be realigned for Schaeffer Intermediate, Stevens, and Westwood. |                |     |                      |                    |                     |                |                |
| <b>SCHILLER [Discontinue]</b><br><i>SCHILLER 6-8</i>  | <b>Phase 1</b> | 74  | Discontinue          | No Renovation Work | -                   |                | <b>\$11.5m</b> |
| Schiller combines with Pittsburgh Classical Academy at Greenway. Professional Development Center remains at Greenway.   |                |     |                      |                    |                     |                |                |
| <b>SPRING GARDEN ECC</b><br><i>SPRING GARDEN ECC</i>  | <b>Phase 2</b> | 60  | No Change            | Moderate Reno      | -                   | <b>\$4.4m</b>  |                |
| Remains an ECC.   |                |     |                      |                    |                     |                |                |
| <b>SPRING HILL ES [K-5]</b><br><i>SPRING HILL K-5</i>   | <b>Phase 2</b> | 53  | No Change            | Moderate Reno      | <b>234</b>          | <b>\$5.8m</b>  |                |
| Remains a K-5 School.   |                |     |                      |                    |                     |                |                |
| <b>STEVENS ES [K-8]</b><br><i>STEVENS K-8</i>   | <b>Phase 2</b> | 59  | Adjust Boundaries    | Moderate Reno      | <b>302</b>          | <b>\$10.1m</b> |                |
| Schaeffer Primary to be discontinued. Schaeffer Intermediate to become a K-8. K-8 boundaries to be realigned for Schaeffer Intermediate, Stevens, and Westwood. |                |     |                      |                    |                     |                |                |
| <b>WESTWOOD ES [K-8]</b><br><i>WESTWOOD K-8</i>   | <b>Phase 2</b> | 63  | Adjust Boundaries    | Major Reno         | <b>267</b>          | <b>\$14.9m</b> |                |
| Schaeffer Primary to be discontinued. Schaeffer Intermediate to become a K-8. K-8 boundaries to be realigned for Schaeffer Intermediate, Stevens, and Westwood. |                |     |                      |                    |                     |                |                |

\* The cost estimates are based on the assumption that each building, when renovated, would be comparable to a new facility. This does not necessarily mean that this will be done with each building but gives a relative comparison of possible project costs.

**North/West Region Totals: 4,012 \$145.1m \$50.9m**

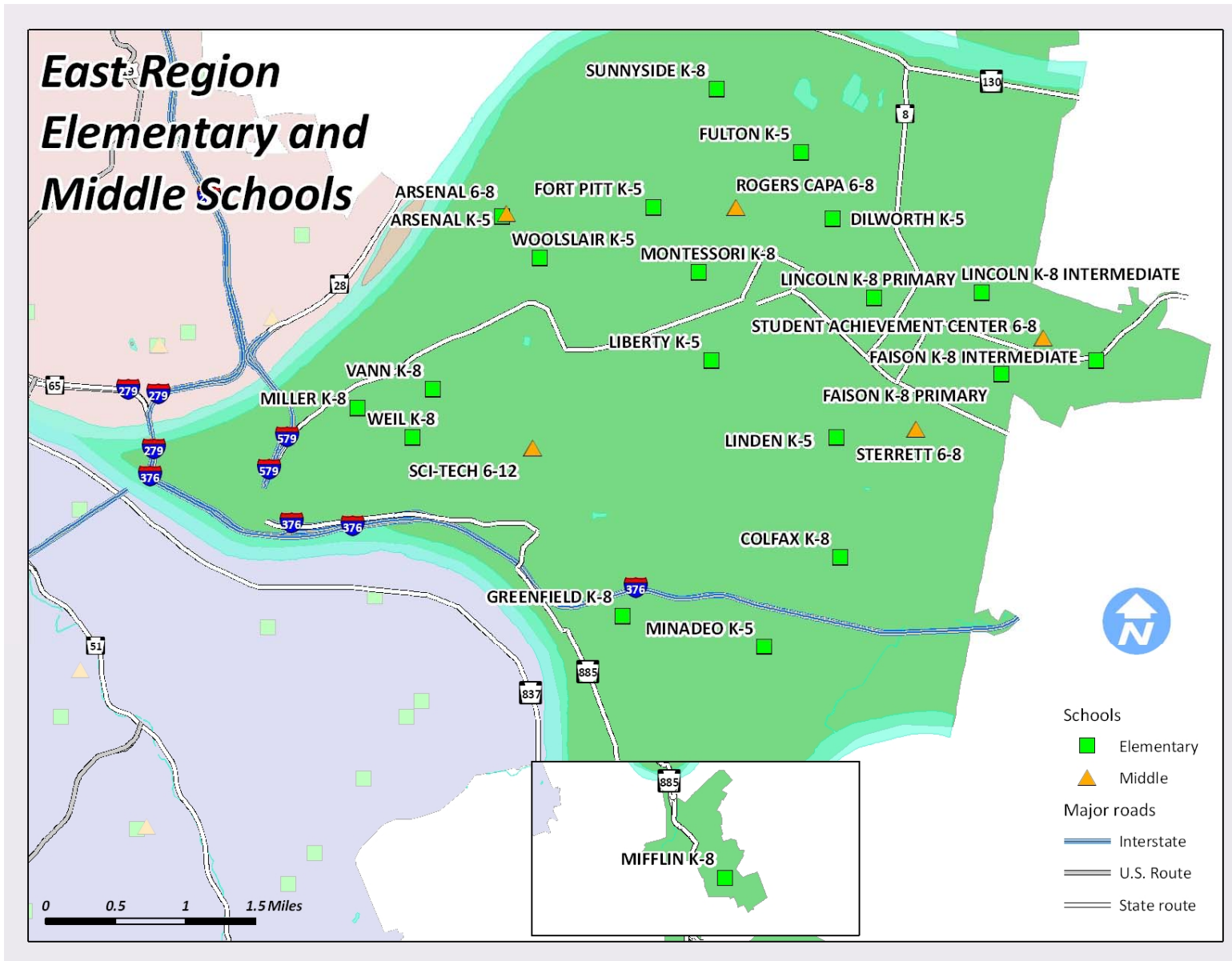
**Note:** Projected 2018 PK-8 NW Region enrollment is 4,348. The Realigned total here is 4,172. 176 PK-8 students not listed here are listed in the Special school section of this report. Clayton 26, Conroy 130, and McNaugher 20 PK-8 students.

## East Region

For planning purposes, Pittsburgh Public School District was divided into three – North/West, South, and East. These regions allowed for data and information to be organized in a more manageable way. This organizational method also allowed for unique issues in each geographical region to be studied more closely. Because of the geographical nature of the school district, the number of schools differs by region, conditions vary by building, and each region is experiencing enrollment changes.

The pages that follow provide an overview of the information that was collected and analyzed for the East Region. Information provided is as follows: a map of all Pre-Kindergarten through Grade 8 Schools, projected student enrollment, and capacity versus 2008 and 2018 enrollment, baseline facility data, and proposed actions.

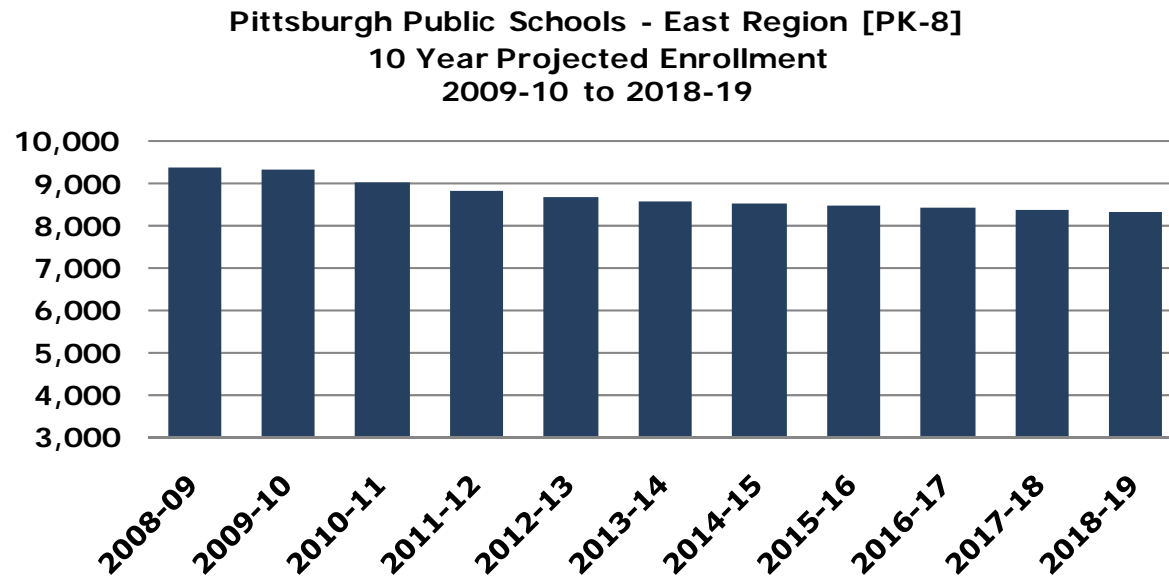
The condition recommendations listed in this plan are based on facility evaluations that occurred during the first three months of 2009. School facility work completed since that time will not be reflected in this plan recommendations.





### Projected Enrollment – East Region [PK-8]

The graph below provides projected enrollment for Pre-Kindergarten through Grade 8 for the East Region. The East Region is projected to decline by 1,055 during the next 10 years.



## Projected Enrollment by Grade –East Region

The table below provides PK-8 enrollment for the current year 2008-09 and the 10 year projected enrollment by grade level and year for schools located within the East Region of the Pittsburgh Public School District.

| Pittsburgh Public Schools - East Region [PK - 8]<br>10 Year Projected Enrollment<br>2009-10 to 2018-19 |              |              |              |              |              |              |              |              |              |              |              |
|--|--------------|--------------|--------------|--------------|--------------|--------------|--------------|--------------|--------------|--------------|--------------|
| Grade  | 2008-09      | 2009-10      | 2010-11      | 2011-12      | 2012-13      | 2013-14      | 2014-15      | 2015-16      | 2016-17      | 2017-18      | 2018-19      |
| Pre-K/Preschool  | 860          | 840          | 840          | 840          | 840          | 840          | 840          | 840          | 840          | 840          | 840          |
| K  | 972          | 944          | 944          | 923          | 914          | 911          | 909          | 903          | 900          | 894          | 890          |
| 1  | 1,017        | 954          | 937          | 943          | 920          | 913          | 911          | 907          | 902          | 897          | 893          |
| 2  | 979          | 965          | 922          | 894          | 905          | 876          | 870          | 865          | 861          | 855          | 851          |
| 3  | 957          | 972          | 917          | 877          | 861          | 872          | 853          | 840          | 837          | 832          | 827          |
| 4  | 909          | 926          | 911          | 873          | 845          | 838          | 845          | 821          | 808          | 808          | 802          |
| 5  | 889          | 861          | 833          | 824          | 787          | 758          | 760          | 763          | 739          | 728          | 728          |
| <b>K-5 Subtotal</b>  | <b>5,723</b> | <b>5,622</b> | <b>5,464</b> | <b>5,334</b> | <b>5,232</b> | <b>5,168</b> | <b>5,148</b> | <b>5,100</b> | <b>5,047</b> | <b>5,014</b> | <b>4,991</b> |
| 6  | 883          | 944          | 932          | 894          | 887          | 868          | 855          | 860          | 881          | 848          | 841          |
| 7  | 974          | 913          | 893          | 868          | 867          | 858          | 843          | 833          | 839          | 842          | 826          |
| 8  | 968          | 1,015        | 905          | 887          | 885          | 881          | 872          | 852          | 841          | 845          | 856          |
| <b>6-8 Subtotal</b>  | <b>2,825</b> | <b>2,872</b> | <b>2,731</b> | <b>2,649</b> | <b>2,639</b> | <b>2,607</b> | <b>2,570</b> | <b>2,545</b> | <b>2,561</b> | <b>2,535</b> | <b>2,522</b> |
| <b>Grand Total PK-8</b>  | <b>9,408</b> | <b>9,334</b> | <b>9,034</b> | <b>8,823</b> | <b>8,711</b> | <b>8,615</b> | <b>8,558</b> | <b>8,485</b> | <b>8,448</b> | <b>8,389</b> | <b>8,353</b> |

Source: DeJONG

## East Region Planning Numbers

The following table provides a comparison of the current 2008-09 enrollment, 10 year projected enrollment and the adjusted capacity for 2018. There is a 2,147 capacity reduction from discontinued facilities which results in an excess capacity of 960 in 2018.

| <b>East Region<br/>PK to 8th - Enrollment vs. Capacity</b> |               |
|--|---------------|
| <b>2008-09 Capacity</b>                                    | <b>11,460</b> |
| 2008-09 Enrollment   | 9,408         |
| <b>2008-09 Excess Capacity</b>                             | <b>2,052</b>  |
| <hr/>  |               |
| <b>2018-19 Capacity</b>                                    | <b>9,313</b>  |
| Discontinued Capacity                                      | 2,147         |
| 2018-19 Projected Enrollment                               | 8,353         |
| <b>2018-19 Excess Capacity</b>                             | <b>960</b>    |

Source: DeJONG & Pittsburgh Public Schools

## Facility Data – East Region

The table below provides an overview of enrollment, capacity, year built, size, and condition of schools located within the East Region of the Pittsburgh Public School District.

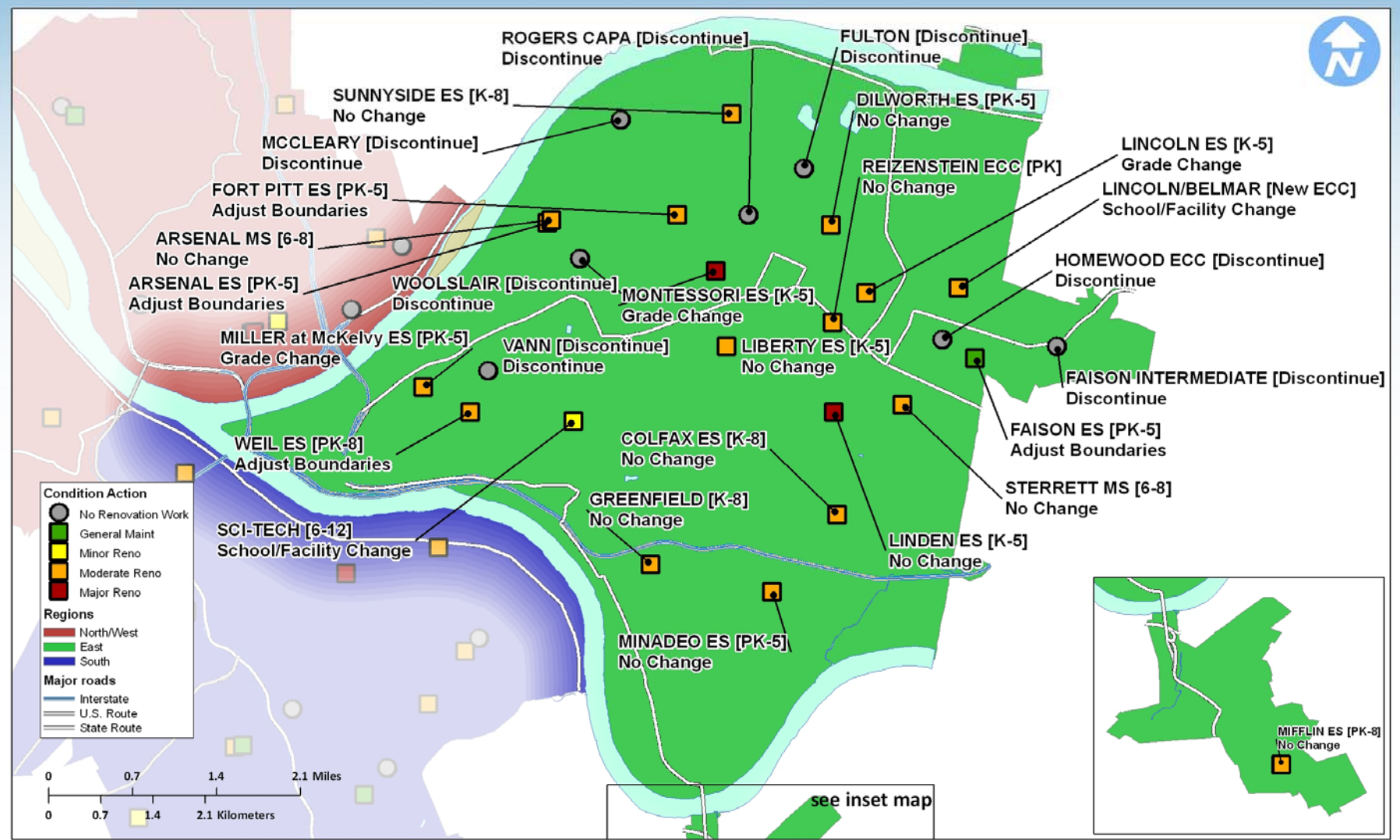
### East Region

| School Type | Grade Config | Existing School             | Capacity      | 2008 Enroll  | Excess Capacity | Year Built | Gross SF         | FCI | Condition Category |
|-------------|--------------|-----------------------------|---------------|--------------|-----------------|------------|------------------|-----|--------------------|
| Middle      | 6-8          | ARSENAL 6-8                 | 699           | 412          | 287             | 1930       | 125,823          | 44  | Moderate Reno      |
| Elementary  | PK-5         | ARSENAL PK-5                | 354           | 308          | 46              | 1930       | 42,139           | 48  | Moderate Reno      |
| Elementary  | K-8          | COLFAX K-8                  | 755           | 645          | 110             | 1911       | 104,223          | 47  | Moderate Reno      |
| Elementary  | PK-5         | DILWORTH PK-5               | 415           | 398          | 17              | 1914       | 56,965           | 50  | Moderate Reno      |
| Elementary  | 5-8          | FAISON K-8 INTERMEDIATE 5-8 | 409           | 298          | 111             | 1939       | 65,695           | 60  | Moderate Reno      |
| Elementary  | PK-4         | FAISON PRIMARY              | 581           | 523          | 58              | 2004       | 74,615           | 0   | General Maint      |
| Elementary  | PK-5         | FORT PITT PK-5              | 694           | 348          | 346             | 1906       | 88,760           | 58  | Moderate Reno      |
| Elementary  | PK-5         | FULTON PK-5                 | 389           | 310          | 79              | 1893       | 46,044           | 70  | Major Reno         |
| Elementary  | K-8          | GREENFIELD K-8              | 485           | 420          | 65              | 1921       | 88,228           | 52  | Moderate Reno      |
| PreK        | PK           | HOMEWOOD ECC                | 183           | 179          | 4               | 1901       | 33,300           | 73  | Major Reno         |
| Elementary  | K-5          | LIBERTY K-5                 | 420           | 399          | 21              | 1911       | 52,071           | 48  | Moderate Reno      |
| Elementary  | 5-8          | LINCOLN INTERMEDIATE 5-8    | 363           | 215          | 148             | 1900       | 58,832           | 56  | Moderate Reno      |
| Elementary  | K-4          | LINCOLN PRIMARY K-4         | 483           | 321          | 162             | 1930       | 44,496           | 49  | Moderate Reno      |
| Elementary  | K-5          | LINDEN K-5                  | 426           | 415          | 11              | 1903       | 60,252           | 70  | Major Reno         |
| PreK        | PK           | MCCLEARY ECC                | 140           | 111          | 29              | 1900       | 25,097           | 75  | Major Reno         |
| Elementary  | PK-8         | MIFFLIN PK-8                | 573           | 384          | 189             | 1932       | 79,049           | 40  | Moderate Reno      |
| Elementary  | PK-8         | MILLER at McKelvy PK-8      | 524           | 301          | 223             | 1906       | 60,691           | 45  | Moderate Reno      |
| Elementary  | PK-5         | MINADEO PK-5                | 653           | 609          | 44              | 1957       | 81,160           | 58  | Moderate Reno      |
| Elementary  | K-8          | MONTESSORI K-8              | 374           | 278          | 96              | 1900       | 45,527           | 85  | Replace            |
| PreK        | PK           | REIZENSTEIN ECC             | 112           | 51           | 61              | 1975       | 232,735          | 55  | Moderate Reno      |
| Middle      | 6-8          | ROGERS CAPA 6-8             | 282           | 316          | -34             | 1915       | 60,598           | 94  | Replace            |
| Middle      | 6-8          | STERRETT 6-8                | 368           | 377          | -9              | 1899       | 68,458           | 46  | Moderate Reno      |
| Elementary  | K-8          | SUNNYSIDE K-8               | 484           | 388          | 96              | 1954       | 68,160           | 47  | Moderate Reno      |
| Elementary  | K-8          | VANN K-8                    | 427           | 240          | 187             | 1914       | 68,054           | 60  | Moderate Reno      |
| Elementary  | PK-8         | WEIL PK-8                   | 550           | 351          | 199             | 1942       | 83,552           | 48  | Moderate Reno      |
| Elementary  | K-5          | WOOLSLAIR K-5               | 317           | 209          | 108             | 1897       | 40,421           | 45  | Moderate Reno      |
|             |              |                             | <b>11,460</b> | <b>8,806</b> | <b>2,654</b>    |            | <b>1,854,945</b> |     |                    |

**Note** to table on the previous page. 602 students are not included in the 2008 enrollment listed above.  
The schools not included are:

|   |  |  |
|---|--|--|
| <p><u>(48) Special Schools</u><br/>48 Student Achievement Ctr</p> | <p><u>(126) ECC Schools</u> – To close 2009 and not district facilities<br/>15 Schenley Hts<br/>19 First Baptist<br/>18 Community Human Svc<br/>11 Bedford<br/>1 Yeshiva<br/>19 Rosedale<br/>43 Kingsley</p> | <p><u>(427) 6-12 High Schools</u><br/>427 IB 6-8</p> |
|---|--|--|

### East Region Recommended Actions



### East Region

| Recommendation / Existing School   | Phase          | FCI | Configuration Recomm | Condition Recomm   | 2018 Realign Enroll | Est 2009 Cost* | Cost Avoidance |
|--|----------------|-----|----------------------|--------------------|---------------------|----------------|----------------|
| <b>ARSENAL ES [PK-5]</b><br><i>ARSENAL PK-5</i>  | <b>Phase 2</b> | 48  | Adjust Boundaries    | Moderate Reno      | <b>445</b>          | <b>\$6.6m</b>  |                |
| In Phase I: Woosair to be discontinued, students to be assigned to Arsenal. Some McCleary students to be assigned to this building. Utilization of building to be modified to increase K-5 capacity and decrease 6-8 capacity. |                |     |                      |                    |                     |                |                |
| <b>ARSENAL MS [6-8]</b><br><i>ARSENAL 6-8</i>  | <b>Phase 2</b> | 44  | No Change            | Moderate Reno      | <b>261</b>          | <b>\$20.9m</b> |                |
| In Phase 1: Building to be reconfigured to increase K-5 capacity and decrease 6-8 capacity.  |                |     |                      |                    |                     |                |                |
| <b>COLFAX ES [K-8]</b><br><i>COLFAX K-8</i>  | <b>Phase 2</b> | 47  | No Change            | Moderate Reno      | <b>596</b>          | <b>\$16.4m</b> |                |
| Remains a K-8 School.  |                |     |                      |                    |                     |                |                |
| <b>DILWORTH ES [PK-5]</b><br><i>DILWORTH PK-5</i>  | <b>Phase 2</b> | 50  | No Change            | Moderate Reno      | <b>420</b>          | <b>\$9.0m</b>  |                |
| Remains a PK-5 School.   |                |     |                      |                    |                     |                |                |
| <b>FAISON ES [PK-5]</b><br><i>FAISON PRIMARY</i>   | Phase 4        |     | Adjust Boundaries    | General Maint      | <b>563</b>          |                |                |
| Enrollment to increase with addition of Grade 5 from Faison Intermediate in Phase 1.   |                |     |                      |                    |                     |                |                |
| <b>FAISON INTERMEDIATE [Discontinue]</b><br><i>FAISON K-8 INTERMEDIATE 5-8</i>   | <b>Phase 1</b> | 60  | Discontinue          | No Renovation Work | -                   |                | <b>\$10.3m</b> |
| Grade 6-8 to be assigned to Westinghouse. Grade 5 to Faison Primary.   |                |     |                      |                    |                     |                |                |
| <b>FORT PITT ES [PK-5]</b><br><i>FORT PITT PK-5</i>  | <b>Phase 1</b> | 58  | Adjust Boundaries    | Moderate Reno      | <b>540</b>          | <b>\$14.0m</b> |                |
| Fulton to be discontinued. Students to be assigned to Fort Pitt.   |                |     |                      |                    |                     |                |                |
| <b>FULTON [Discontinue]</b><br><i>FULTON PK-5</i>  | <b>Phase 1</b> | 70  | Discontinue          | No Renovation Work | -                   |                | <b>\$10.9m</b> |
| Fulton to be discontinued. Students to be assigned to Fort Pitt.   |                |     |                      |                    |                     |                |                |
| <b>GREENFIELD [K-8]</b><br><i>GREENFIELD K-8</i>   | <b>Phase 2</b> | 52  | No Change            | Moderate Reno      | <b>315</b>          | <b>\$13.9m</b> |                |
| Remains a K-8 School.  |                |     |                      |                    |                     |                |                |

\* The cost estimates are based on the assumption that each building, when renovated, would be comparable to a new facility. This does not necessarily mean that this will be done with each building but gives a relative comparison of possible project costs.

### East Region Continued

| Recommendation / Existing School  | Phase          | FCI | Configuration Recomm   | Condition Recomm   | 2018 Realign Enroll | Est 2009 Cost* | Cost Avoidance |
|---|----------------|-----|------------------------|--------------------|---------------------|----------------|----------------|
| <b>HOMEWOOD ECC [Discontinue]</b><br><i>HOMEWOOD ECC</i>  | <b>Phase 2</b> | 73  | Discontinue            | No Renovation Work | -                   |                | <b>\$7.9m</b>  |
| Students to be assigned to Lincoln Intermediate/Belmar which becomes an ECC.  |                |     |                        |                    |                     |                |                |
| <b>LIBERTY ES [K-5]</b><br><i>LIBERTY K-5</i>   | <b>Phase 2</b> | 48  | No Change              | Moderate Reno      | <b>400</b>          | <b>\$8.2m</b>  |                |
| Remains a K-5 School.   |                |     |                        |                    |                     |                |                |
| <b>LINCOLN ES [K-5]</b><br><i>LINCOLN PRIMARY K-4</i>   | <b>Phase 2</b> | 49  | Grade Change           | Moderate Reno      | <b>322</b>          | <b>\$7.0m</b>  |                |
| Enrollment to increase with addition of Grade 5 students from Lincoln Intermediate/Belmar.  |                |     |                        |                    |                     |                |                |
| <b>LINCOLN/BELMAR [New ECC]</b><br><i>LINCOLN INTERMEDIATE 5-8</i>  | <b>Phase 1</b> | 56  | School/Facility Change | Moderate Reno      | <b>300</b>          | <b>\$9.3m</b>  |                |
| Converted to ECC. Grade 6-8 to be assigned to Westinghouse. Grade 5 to Lincoln Primary.   |                |     |                        |                    |                     |                |                |
| <b>LINDEN ES [K-5]</b><br><i>LINDEN K-5</i>   | <b>Phase 2</b> | 70  | No Change              | Major Reno         | <b>400</b>          | <b>\$14.2m</b> |                |
| Remains a K-5 School.   |                |     |                        |                    |                     |                |                |
| <b>MCCLEARY [Discontinue]</b><br><i>MCCLEARY ECC</i>  | <b>Phase 1</b> | 75  | Discontinue            | No Renovation Work | -                   |                | <b>\$5.9m</b>  |
| Students to be assigned to Arsenal and Lincoln Intermediate/Belmar (converted to ECC).  |                |     |                        |                    |                     |                |                |
| <b>MIFFLIN ES [PK-8]</b><br><i>MIFFLIN PK-8</i>   | <b>Phase 2</b> | 40  | No Change              | Moderate Reno      | <b>329</b>          | <b>\$12.5m</b> |                |
| Remains a PK-8 School.  |                |     |                        |                    |                     |                |                |
| <b>MILLER at McKelvy ES [PK-5]</b><br><i>MILLER at McKelvy PK-8</i>   | <b>Phase 2</b> | 45  | Grade Change           | Moderate Reno      | <b>214</b>          | <b>\$9.6m</b>  |                |
| Phase I: Board Approved: Changing from K-8 to K-5 in 2009-10 and assigning 6-8 students to Univ Prep. Facility Plan: Vann is to be discontinued and students assigned to Miller and Weil. |                |     |                        |                    |                     |                |                |

\* The cost estimates are based on the assumption that each building, when renovated, would be comparable to a new facility. This does not necessarily mean that this will be done with each building but gives a relative comparison of possible project costs.



### East Region Continued

| Recommendation / Existing School   | Phase          | FCI | Configuration Recomm | Condition Recomm   | Realigned Enrollment | Est 2009 Cost*       | Cost Avoidance |
|--|----------------|-----|----------------------|--------------------|----------------------|----------------------|----------------|
| <b>MINADEO ES [PK-5]</b><br><i>MINADEO PK-5</i>  | <b>Phase 2</b> | 58  | No Change            | Moderate Reno      | 555                  | \$12.8m              |                |
| Remains a PK-5 School.   |                |     |                      |                    |                      |                      |                |
| <b>MONTESSORI ES [K-5]</b><br><i>MONTESSORI K-8</i>  | <b>Phase 1</b> | 85  | Grade Change         | Major Reno         | 210                  | \$14.3m              |                |
| Change grade configuration from K-8 to K-5. 6-8 students to be assigned to their neighborhood school or other magnet school. |                |     |                      |                    |                      |                      |                |
| <b>REIZENSTEIN ECC [PK]</b><br><i>REIZENSTEIN ECC</i>  | <b>Phase 1</b> | 55  | No Change            | Moderate Reno      | 60                   | See IB at Reizenstei |                |
| Remains an ECC. Part of overall Reizenstein renovation project.  |                |     |                      |                    |                      |                      |                |
| <b>ROGERS CAPA [Discontinue]</b><br><i>ROGERS CAPA 6-8</i>   | <b>Phase 1</b> | 94  | Discontinue          | No Renovation Work | -                    |                      | \$20.1m        |
| Board Approved: Students at Rogers CAPA will move to Pittsburgh CAPA HS.   |                |     |                      |                    |                      |                      |                |
| <b>STERRETT MS [6-8]</b><br><i>STERRETT 6-8</i>  | <b>Phase 2</b> | 46  | No Change            | Moderate Reno      | 390                  | \$11.3m              |                |
| Remains a 6-8 School.  |                |     |                      |                    |                      |                      |                |
| <b>SUNNYSIDE ES [K-8]</b><br><i>SUNNYSIDE K-8</i>  | <b>Phase 2</b> | 47  | No Change            | Moderate Reno      | 241                  | \$10.7m              |                |
| Remains a K-8 School.  |                |     |                      |                    |                      |                      |                |
| <b>VANN [Discontinue]</b><br><i>VANN K-8</i>   | <b>Phase 1</b> | 60  | Discontinue          | No Renovation Work | -                    |                      | \$10.7m        |
| Students to be assigned to Miller and Weil.  |                |     |                      |                    |                      |                      |                |

\* The cost estimates are based on the assumption that each building, when renovated, would be comparable to a new facility. This does not necessarily mean that this will be done with each building but gives a relative comparison of possible project costs.

**East Region Continued**

| Recommendation / Existing School | Phase   | FCI | Configuration Recomm | Condition Recomm   | 2018 Realign Enroll | Est 2009 Cost* | Cost Avoidance |
|----------------------------------|---|-----|----------------------|--------------------|---------------------|----------------|----------------|
| <b>WEIL ES [PK-8]</b>            | Phase 2   | 48  | Adjust Boundaries    | Moderate Reno      | <b>371</b>          | <b>\$13.2m</b> |                |
| <b>WEIL PK-8</b>                 | Additional students to be assigned from discontinued Vann. Vann students to be assigned to Weil and Miller. |     |                      |                    |                     |                |                |
| <b>WOOLSLAIR [Discontinue]</b>   | <b>Phase 1</b>  | 45  | Discontinue          | No Renovation Work | -                   |                | <b>\$6.4m</b>  |
| <b>WOOLSLAIR K-5</b>             | Students to be assigned to Arsenal PK-5.  |     |                      |                    |                     |                |                |

\* The cost estimates are based on the assumption that each building, when renovated, would be comparable to a new facility. This does not necessarily mean that this will be done with each building but gives a relative comparison of possible project costs.

**East Region Totals:** 6,932 \$203.8m \$72.2m

**Note:** Projected 2018 PK-8 East Region enrollment is 8,352. Above is listed the 2018 Realigned total of 6,932. This is a difference of 1,420. These are 6-8 students which were counted in the East Region Projection that are now listed in the High School section of this report since they have become part of 6-12 schools.

These 6-8 students include:

- CAPA 300
- Science & Tech 150
- Univ. Prep 180
- IB 420

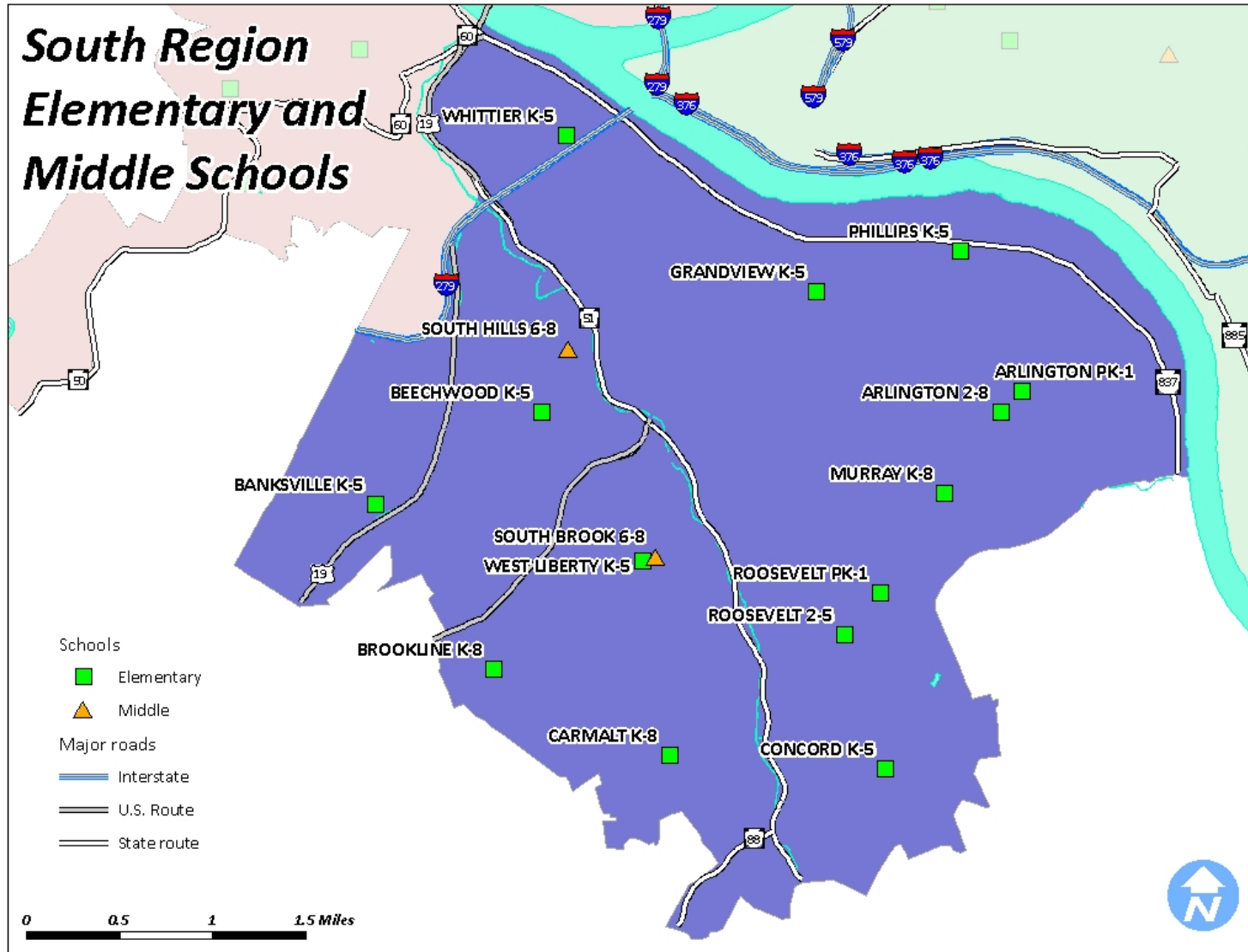
along with Faison Intermediate and Lincoln Intermediate 115 which are proposed become part of Westinghouse 6-12. Also is this number are 75 Montessori 6-8 students which would become part of their neighborhood schools or 6-12 magnet schools.

## South Region

For planning purposes, Pittsburgh Public Schools boundaries were organized into three regions – North/West, South, and East. These regions allowed for data and information to be organized in a more manageable way. This organizational method also allowed for unique issues in each geographical region to be studied more closely and addressed appropriately. Although, the number of schools differs by region, the condition of facilities varied within each region as well as the level of student enrollment decline.

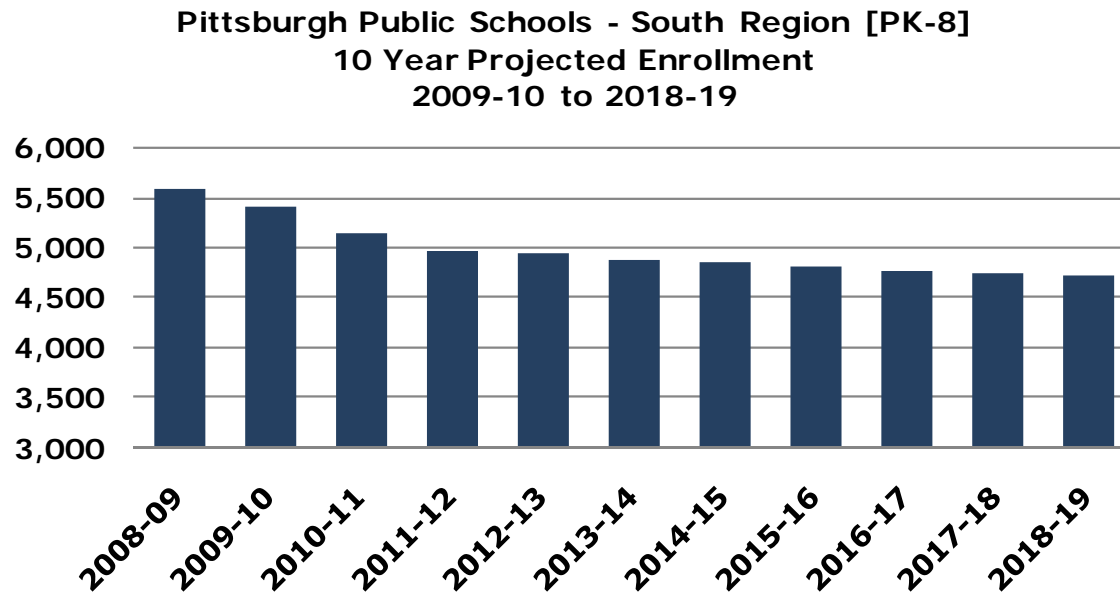
The pages that follow provide an overview of the information that was collected and analyzed for the South Region. Information provided is as follows: a map of all Pre-Kindergarten through Grade 8 Schools, projected student enrollment, and capacity versus 2008 and 2018 enrollment. In addition, baseline facility data and condition is presented.

The condition recommendations listed in this plan are based on facility evaluations that occurred during the first three months of 2009. School facility work completed since that time will not be reflected in this plan recommendations.



## Projected Enrollment – South Region [PK-8]

The graph below provides projected enrollment information for the South Region. It is projected that the student enrollment for the South Region will decrease by 854 students over the next ten years.



## Projected Enrollment by Grade –South Region

The table below provides PK-8 enrollment for the current year 2008-09 and the 10 year projected enrollment by grade level and year for schools located within the South Region of the Pittsburgh Public School District.

| Pittsburgh Public Schools - South Region [PK - 8]<br>10 Year Projected Enrollment<br>2009-10 to 2018-19 |              |              |              |              |              |              |              |              |              |              |              |
|---|--------------|--------------|--------------|--------------|--------------|--------------|--------------|--------------|--------------|--------------|--------------|
| Grade   | 2008-09      | 2009-10      | 2010-11      | 2011-12      | 2012-13      | 2013-14      | 2014-15      | 2015-16      | 2016-17      | 2017-18      | 2018-19      |
| Pre-K/Preschool   | 254          | 280          | 280          | 280          | 280          | 280          | 280          | 280          | 280          | 280          | 280          |
| K   | 649          | 619          | 614          | 606          | 599          | 597          | 593          | 589          | 585          | 582          | 579          |
| 1   | 696          | 627          | 605          | 609          | 600          | 591          | 591          | 586          | 582          | 578          | 575          |
| 2   | 624          | 671          | 596          | 591          | 596          | 585          | 576          | 573          | 572          | 568          | 562          |
| 3   | 664          | 614          | 642          | 577          | 578          | 585          | 567          | 558          | 555          | 554          | 550          |
| 4   | 598          | 638          | 582          | 631          | 567          | 569          | 577          | 556          | 551          | 543          | 542          |
| 5   | 614          | 577          | 617          | 558          | 618          | 553          | 554          | 560          | 541          | 536          | 529          |
| <b>K-5 Subtotal</b>   | <b>3,845</b> | <b>3,746</b> | <b>3,655</b> | <b>3,571</b> | <b>3,557</b> | <b>3,479</b> | <b>3,457</b> | <b>3,421</b> | <b>3,385</b> | <b>3,360</b> | <b>3,336</b> |
| 6   | 466          | 444          | 415          | 396          | 380          | 380          | 378          | 379          | 379          | 376          | 377          |
| 7   | 496          | 455          | 398          | 369          | 379          | 369          | 369          | 366          | 368          | 368          | 366          |
| 8   | 513          | 474          | 397          | 357          | 355          | 364          | 363          | 354          | 359          | 361          | 362          |
| <b>6-8 Subtotal</b>   | <b>1,475</b> | <b>1,373</b> | <b>1,209</b> | <b>1,122</b> | <b>1,113</b> | <b>1,113</b> | <b>1,110</b> | <b>1,100</b> | <b>1,106</b> | <b>1,106</b> | <b>1,104</b> |
| <b>Grand Total PK-8</b>   | <b>5,574</b> | <b>5,399</b> | <b>5,144</b> | <b>4,973</b> | <b>4,950</b> | <b>4,872</b> | <b>4,847</b> | <b>4,801</b> | <b>4,771</b> | <b>4,746</b> | <b>4,720</b> |

Source: DeJONG

## South Region Planning Numbers

The following table provides a comparison of the current 2008-09 enrollment, 10 year projected enrollment and the adjusted capacity for 2018. There is a 605 capacity reduction from discontinued facilities which results in an excess capacity of 1,290 in 2018.

| South Region<br>PK to 8th - Enrollment vs. Capacity |              |
|---|--------------|
| <b>2008-09 Capacity</b>                             | <b>6,615</b> |
| 2008-09 Enrollment                                  | 5,574        |
| <b>2008-09 Excess Capacity</b>                      | <b>1,041</b> |
| <b>2018-19 Capacity</b>                             | <b>6,010</b> |
| Discontinued Capacity                               | 605          |
| 2018-19 Projected Enrollment                        | 4,720        |
| <b>2018-19 Excess Capacity</b>                      | <b>1,290</b> |

Source: DeJONG & Pittsburgh Public Schools

## Facility Data – South Region

The table below provides an overview of enrollment, capacity, year built, size, and condition of schools located within the South Region of the Pittsburgh Public School District.

### South Region

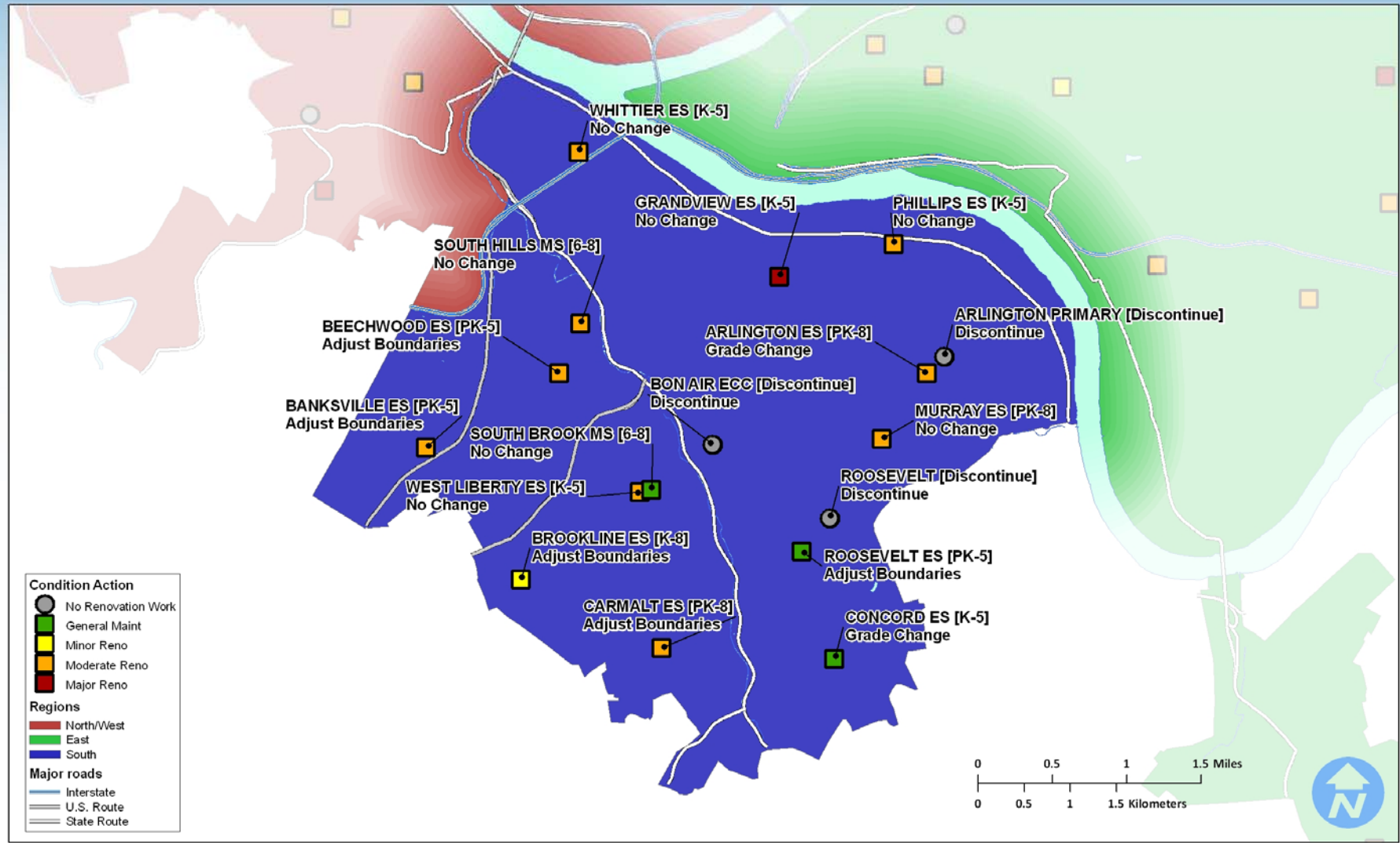
| School Type | Grade Config | Existing School                  | Capacity     | 2008 Enroll  | Excess Capacity | Year Built | Gross SF       | FCI | Condition Category |
|-------------|--------------|----------------------------------|--------------|--------------|-----------------|------------|----------------|-----|--------------------|
| Elementary  | PK-2         | ARLINGTON PRIMARY PK-8 (PK-2)    | 323          | 163          | 160             | 1962       | 49,672         | 54  | Moderate Reno      |
| Elementary  | 3-8          | ARLINGTON INTERMEDIATE K-8 (3-8) | 502          | 314          | 188             | 1961       | 25,310         | 60  | Moderate Reno      |
| Elementary  | PK-5         | BANKSVILLE PK-5                  | 294          | 224          | 70              | 1936       | 32,600         | 51  | Moderate Reno      |
| Elementary  | PK-5         | BEECHWOOD K-5                    | 358          | 410          | -52             | 1908       | 61,800         | 54  | Moderate Reno      |
| PreK        | PK           | BON AIR ECC                      | 124          | 61           | 63              | 1955       | 14,563         | 82  | Replace            |
| Elementary  | K-8          | BROOKLINE K-8                    | 543          | 563          | -20             | 1907       | 63,171         | 25  | Minor Reno         |
| Elementary  | PK-8         | CARMALT PK-8                     | 777          | 588          | 189             | 1935       | 109,888        | 53  | Moderate Reno      |
| Elementary  | K-5          | CONCORD K-5                      | 533          | 321          | 212             | 1938       | 33,540         | 15  | General Maint      |
| Elementary  | K-5          | GRANDVIEW K-5                    | 340          | 327          | 13              | 1961       | 45,059         | 68  | Major Reno         |
| Elementary  | PK-8         | MURRAY PK-8                      | 516          | 392          | 124             | 1956       | 78,168         | 40  | Moderate Reno      |
| Elementary  | K-5          | PHILLIPS K-5                     | 271          | 293          | -22             | 1958       | 27,736         | 40  | Moderate Reno      |
| Elementary  | 2-5          | ROOSEVELT 2-5                    | 328          | 298          | 30              | 1960       | 35,335         | 14  | General Maint      |
| Elementary  | PK-1         | ROOSEVELT ANNEX (PK / K-1)       | 158          | 164          | -6              | 1959       | 13,946         | 59  | Moderate Reno      |
| Middle      | 6-8          | SOUTH BROOK 6-8                  | 323          | 422          | -99             | 2001       | 53,035         | 1   | General Maint      |
| Middle      | 6-8          | SOUTH HILLS 6-8                  | 665          | 455          | 210             | 1976       | 94,213         | 41  | Moderate Reno      |
| Elementary  | K-5          | WEST LIBERTY K-5                 | 271          | 294          | -23             | 1938       | 36,090         | 34  | Moderate Reno      |
| Elementary  | K-5          | WHITTIER K-5                     | 289          | 248          | 41              | 1938       | 45,346         | 45  | Moderate Reno      |
|             |              |                                  | <b>6,615</b> | <b>5,537</b> | <b>1,078</b>    |            | <b>819,472</b> |     |                    |

**Note:** The 2008 PK-8 Pioneer students [37] students are not included in the 2008 enrollment listed above but are included in the South Area Historical Enrollment table.

The 5,537 plus the 37 = 5,574 PK-8 for the South Region.



### South Area Recommended Actions



### South Region

| Recommendation / Existing School   | Phase   | FCI | Configuration Recomm | Condition Recomm   | 2018 Realign Enroll | Est 2009 Cost* | Cost Avoidance |
|--|---------|-----|----------------------|--------------------|---------------------|----------------|----------------|
| <b>ARLINGTON ES [PK-8]</b><br><i>ARLINGTON INTERMEDIATE K-8 (3-8)</i>                                      | Phase 1 | 60  | Grade Change         | Moderate Reno      | 412                 | \$4.0m         |                |
| Enrollment to increase with addition of Arlington Primary (PK-2) students.                                 |         |     |                      |                    |                     |                |                |
| <b>ARLINGTON PRIMARY [Discontinue]</b><br><i>ARLINGTON PRIMARY PK-8 (PK-2)</i>                             | Phase 1 | 54  | Discontinue          | No Renovation Work | -                   |                | \$7.8m         |
| Students to be assigned to Arlington Intermediate.   |         |     |                      |                    |                     |                |                |
| <b>BANKSVILLE ES [PK-5]</b><br><i>BANKSVILLE PK-5</i>  | Phase 2 | 51  | Adjust Boundaries    | Moderate Reno      | 240                 | \$5.1m         |                |
| Banksville and Beechwood boundary to be realigned to reduce the overflow at Beechwood in Phase I.          |         |     |                      |                    |                     |                |                |
| <b>BEECHWOOD ES [PK-5]</b><br><i>BEECHWOOD K-5</i>   | Phase 2 | 54  | Adjust Boundaries    | Moderate Reno      | 358                 | \$9.7m         |                |
| Banksville and Beechwood boundary to be realigned to reduce the overflow at Beechwood in Phase I.          |         |     |                      |                    |                     |                |                |
| <b>BON AIR ECC</b><br><i>BON AIR ECC</i>   | Phase 1 | 82  | No Change            | Major Reno         | -                   | \$4.6m         |                |
| Remains an ECC.  |         |     |                      |                    |                     |                |                |
| <b>BROOKLINE ES [K-8]</b><br><i>BROOKLINE K-8</i>  | Phase 4 | 25  | Adjust Boundaries    | Minor Reno         | 411                 | \$5.0m         |                |
| Adjust Brookline attendance boundary and assign some students to Carmalt in Phase 1.                       |         |     |                      |                    |                     |                |                |
| <b>CARMALT ES [PK-8]</b><br><i>CARMALT PK-8</i>  | Phase 1 | 53  | Adjust Boundaries    | Moderate Reno      | 670                 | \$17.3m        |                |
| Enrollment to increase with the assignment of some students from Brookline.                                |         |     |                      |                    |                     |                |                |
| <b>CONCORD ES [K-5]</b><br><i>CONCORD K-5</i>  | Phase 4 | 15  | Grade Change         | General Maint      | 393                 |                |                |
| Roosevelt PK/K-1 to be discontinued. Boundary to be adjusted between Roosevelt 2-5 and Concord in Phase I. |         |     |                      |                    |                     |                |                |
| <b>GRANDVIEW ES [K-5]</b><br><i>GRANDVIEW K-5</i>  | Phase 2 | 68  | No Change            | Major Reno         | 216                 | \$10.6m        |                |
| Remains a K-5 School.  |         |     |                      |                    |                     |                |                |
| <b>MURRAY ES [PK-8]</b><br><i>MURRAY PK-8</i>  | Phase 2 | 40  | No Change            | Moderate Reno      | 315                 | \$12.3m        |                |
| Remains a PK-8 School.   |         |     |                      |                    |                     |                |                |

\* The cost estimates are based on the assumption that each building, when renovated, would be comparable to a new facility. This does not necessarily mean that this will be done with each building but gives a relative comparison of possible project costs.

### South Region Continued

| Recommendation / Existing School   | Phase   | FCI | Configuration Recomm | Condition Recomm   | 2018 Realign Enroll | Est 2009 Cost* | Cost Avoidance |
|--|---------|-----|----------------------|--------------------|---------------------|----------------|----------------|
| <b>PHILLIPS ES [K-5]</b><br><i>PHILLIPS K-5</i>  | Phase 3 | 40  | No Change            | Moderate Reno      | 249                 | \$4.4m         |                |
| Remains a K-5 School.  |         |     |                      |                    |                     |                |                |
| <b>ROOSEVELT ANNEX [Discontinue]</b><br><i>ROOSEVELT ANNEX (PK / K-1)</i>                                  | Phase 1 | 59  | Discontinue          | No Renovation Work | -                   |                | \$2.2m         |
| Roosevelt PK/K-1 to be discontinued. Boundary to be adjusted between Roosevelt 2-5 and Concord in Phase I. |         |     |                      |                    |                     |                |                |
| <b>ROOSEVELT ES [PK-5]</b><br><i>ROOSEVELT 2-5</i>   | Phase 4 | 14  | Adjust Boundaries    | General Maint      | 312                 |                |                |
| Roosevelt PK/K-1 to be discontinued. Boundary to be adjusted between Roosevelt 2-5 and Concord in Phase I. |         |     |                      |                    |                     |                |                |
| <b>SOUTH BROOK MS [6-8]</b><br><i>SOUTH BROOK 6-8</i>  | Phase 4 | 1   | No Change            | General Maint      | 267                 |                |                |
| Remains a 6-8 School.  |         |     |                      |                    |                     |                |                |
| <b>SOUTH HILLS MS [6-8]</b><br><i>SOUTH HILLS 6-8</i>  | Phase 3 | 41  | No Change            | Moderate Reno      | 330                 | \$15.6m        |                |
| Remains a 6-8 School.  |         |     |                      |                    |                     |                |                |
| <b>WEST LIBERTY ES [K-5]</b><br><i>WEST LIBERTY K-5</i>  | Phase 3 | 34  | No Change            | Moderate Reno      | 226                 | \$5.7m         |                |
| Remains a K-5.   |         |     |                      |                    |                     |                |                |
| <b>WHITTIER ES [K-5]</b><br><i>WHITTIER K-5</i>  | Phase 3 | 45  | No Change            | Moderate Reno      | 215                 | \$7.1m         |                |
| Remains a K-5 School.  |         |     |                      |                    |                     |                |                |

\* The cost estimates are based on the assumption that each building, when renovated, would be comparable to a new facility. This does not necessarily mean that this will be done with each building but gives a relative comparison of possible project costs.

**South Region Totals:**      **4,614**      **\$101.5m**      **\$10.0m**

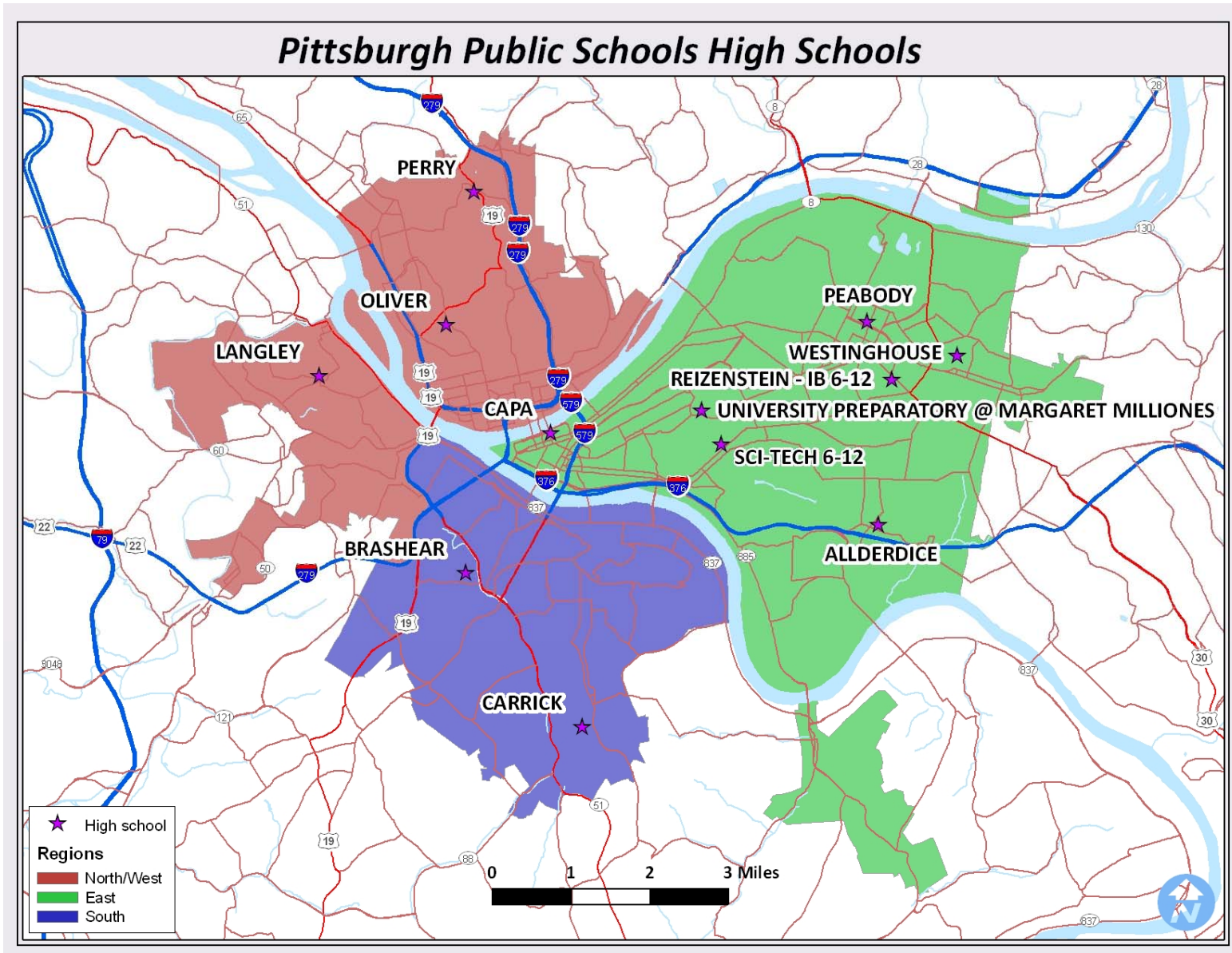
Note: Pioneer students [45] are included in the South area projections but not included in the 2018 Realigned Enrollment listed above.

## High Schools

For planning purposes, the high schools were reviewed both by region and on a district-wide since there are several magnet high schools and many students attend outside their attendance area.

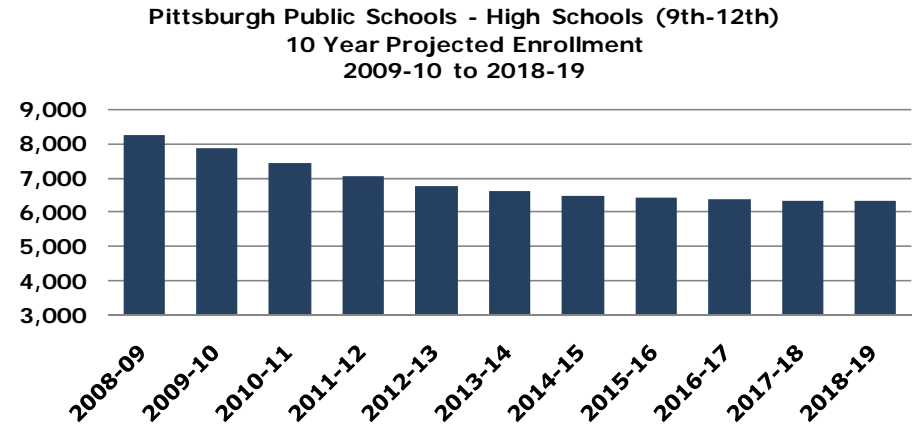
The pages that follow provide an overview of the information that was collected and analyzed for the high schools. Information provided is as follows: a map of all high schools, projected student enrollment, and capacity versus 2008 and 2018 enrollment. In addition, baseline facility data and condition is presented.

The condition recommendations listed in this plan are based on facility evaluations that occurred during the first three months of 2009. School facility work completed since that time will not be reflected in this plan recommendations.



## Projected Enrollment – High Schools [9<sup>th</sup> – 12<sup>th</sup>]

Projected enrollment at the high school level (grades 9-12) is projected to decrease by 1,922 over the next 10 years. Projections include “Promise” factor where the retention rates at the high school level were increased. This accounts for 10% or an additional 600 students that are reflected in the high school projected enrollment. The table that follows provides by grade level and year the projected enrollment for the 2009-10 through 2018-19 school years. The graph provides an illustration of the projected enrollment during this same period.



| Pittsburgh Public Schools - High Schools [9th - 12th]<br>10 Year Projected Enrollment<br>2009-10 to 2018-19 |              |              |              |              |              |              |              |              |              |              |              |
|---|--------------|--------------|--------------|--------------|--------------|--------------|--------------|--------------|--------------|--------------|--------------|
| Grade   | 2008-09      | 2009-10      | 2010-11      | 2011-12      | 2012-13      | 2013-14      | 2014-15      | 2015-16      | 2016-17      | 2017-18      | 2018-19      |
| <b>9</b>  | 2,210        | 2,184        | 2,043        | 1,934        | 1,826        | 1,796        | 1,776        | 1,757        | 1,717        | 1,730        | 1,760        |
| <b>10</b>   | 2,172        | 2,068        | 2,098        | 1,947        | 1,802        | 1,806        | 1,758        | 1,751        | 1,733        | 1,697        | 1,704        |
| <b>11</b>   | 2,087        | 1,793        | 1,642        | 1,679        | 1,573        | 1,515        | 1,512        | 1,487        | 1,483        | 1,469        | 1,439        |
| <b>12</b>   | 1,769        | 1,826        | 1,635        | 1,493        | 1,555        | 1,516        | 1,443        | 1,451        | 1,426        | 1,424        | 1,413        |
| <b>9-12 Total</b>   | <b>8,238</b> | <b>7,871</b> | <b>7,419</b> | <b>7,053</b> | <b>6,757</b> | <b>6,633</b> | <b>6,490</b> | <b>6,446</b> | <b>6,360</b> | <b>6,320</b> | <b>6,316</b> |

Source: DeJONG

## High School Planning Numbers

The following table provides a comparison of the current 2008-09 enrollment, 10 year projected enrollment and the adjusted capacity for 2018. There is a 2,481 capacity reduction from discontinued facilities which results in an excess capacity of 4,657 in 2018. However with the 6-8 enrollments at IB, CAPA, Univ. Prep, Science & Technology, and with the possibility of making Westinghouse a 6-12 school, this would reduce the 2018-19 excess capacity by 1,315 students.

| High School<br>9th to 12th - Enrollment vs. Capacity |               |
|--|---------------|
| <b>2008-09 Capacity</b>                              | <b>13,454</b> |
| 2008-09 Enrollment                                   | 8,238         |
| <b>2008-09 Excess Capacity</b>                       | <b>5,216</b>  |
| <hr/>  |               |
| <b>2018-19 Capacity</b>                              | <b>10,973</b> |
| Discontinued Capacity                                | 2,481         |
| 2018-19 Projected Enrollment                         | 6,316         |
| <b>2018-19 Excess Capacity</b>                       | <b>4,657</b>  |

Source: DeJONG & Pittsburgh Public Schools

## Facility Data – High Schools (9-12)

The table below provides an overview of enrollment, capacity, year built, size, and condition of high schools in the Pittsburgh Public School District.

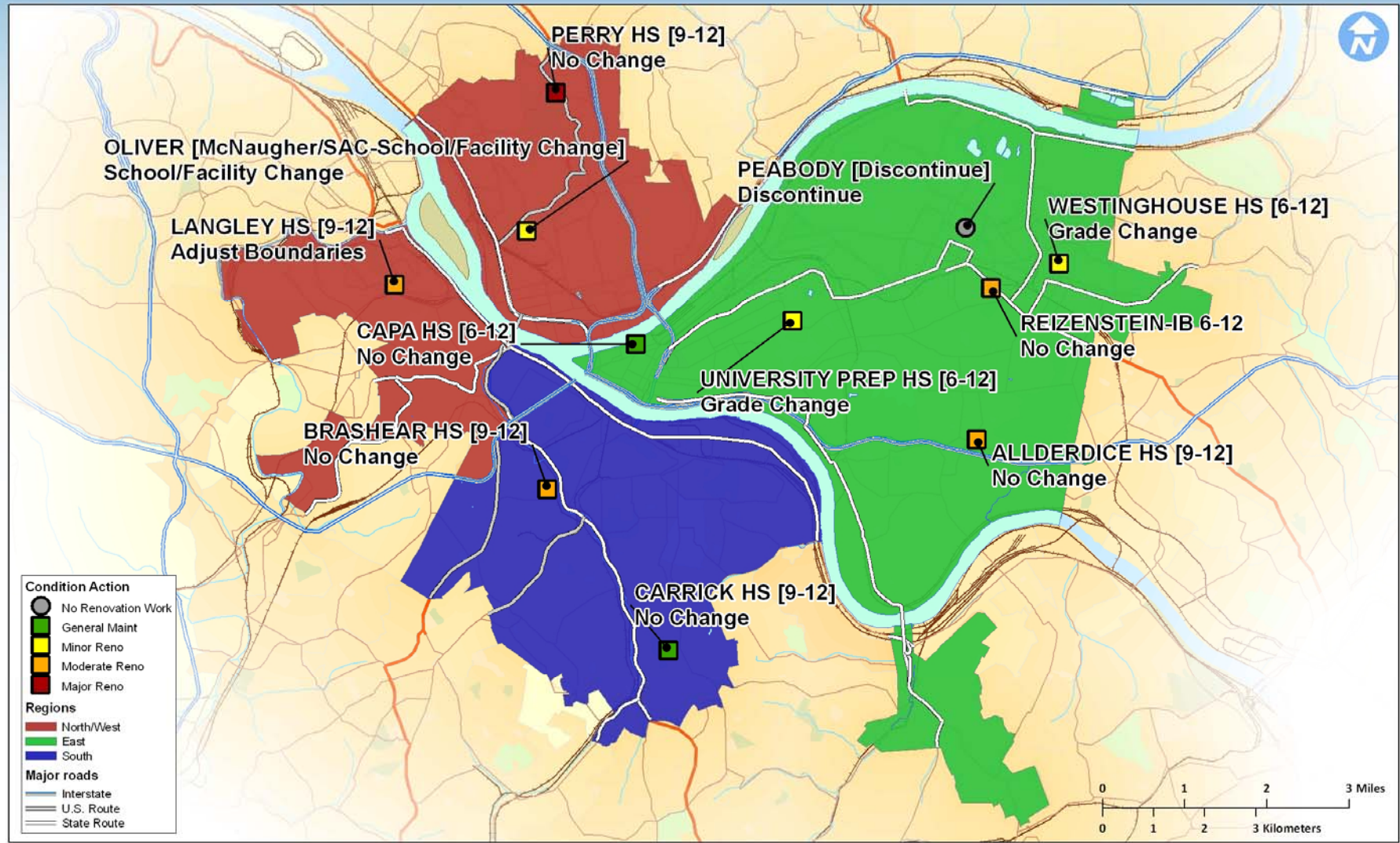
### High Schools

| School Type | Grade Config | Existing School                | Capacity      | 2008 Enroll  | Excess Capacity | Year Built | Gross SF         | FCI | Condition Category |
|-------------|--------------|--------------------------------|---------------|--------------|-----------------|------------|------------------|-----|--------------------|
| High        | 9-12         | ALLDERDICE HIGH SCHOOL         | 1,902         | 1,420        | 482             | 1927       | 292,341          | 59  | Moderate Reno      |
| High        | 9-12         | BRASHEAR HIGH SCHOOL           | 1,518         | 1,135        | 383             | 1976       | 308,844          | 41  | Moderate Reno      |
| High        | 6-12         | CAPA HIGH SCHOOL               | 1,014         | 554          | 460             | 2003       | 195,997          | 2   | General Maint      |
| High        | 9-12         | CARRICK HIGH SCHOOL            | 1,059         | 937          | 122             | 1924       | 231,324          | 15  | General Maint      |
| High        | 9-12         | LANGLEY HIGH SCHOOL            | 880           | 498          | 382             | 1923       | 261,589          | 51  | Moderate Reno      |
| High        | 9-12         | OLIVER HIGH SCHOOL             | 1,260         | 603          | 657             | 1924       | 282,186          | 63  | Major Reno         |
| High        | 9-12         | PEABODY HIGH SCHOOL            | 1,221         | 497          | 724             | 1903       | 352,619          | 46  | Moderate Reno      |
| High        | 9-12         | PERRY HIGH SCHOOL              | 778           | 755          | 23              | 1901       | 222,822          | 64  | Major Reno         |
| High        | 9-12         | SCHENLEY AT REIZENSTEIN SCHOOL | 1,397         | 694          | 703             | 1975       | 232,735          | 55  | Moderate Reno      |
| High        | 6-9          | SCIENCE & TECH AT FRICK 6-9    | 700           | 562          | 138             | 1927       | 128,840          | 17  | Minor Reno         |
| High        | 9            | UNIVERSITY PREP HIGH SCHOOL    | 748           | 135          | 613             | 1928       | 146,752          | 24  | Minor Reno         |
| High        | 9-12         | WESTINGHOUSE HIGH SCHOOL       | 977           | 335          | 642             | 1922       | 307,552          | 21  | Minor Reno         |
|             |              |                                | <b>13,454</b> | <b>8,125</b> | <b>5,329</b>    |            | <b>2,963,601</b> |     |                    |

Note: Included in 2008 enrollments are 427 6-8 students. Not included in this number are over 500 9-12 students which attend special school [Clayton, Conroy, SAC, and McNaugher



### High School Recommended Actions



## High Schools

| Recommendation / Existing School  | Phase   | FCI | Configuration Recomm   | Condition Recomm   | 2018 Realign Enroll | Est 2009 Cost* | Cost Avoidance |
|---|---|-----|------------------------|--------------------|---------------------|----------------|----------------|
| <b>ALLDERDICE HS [9-12]</b><br><i>ALLDERDICE HIGH SCHOOL</i>                      | Phase 2   | 59  | No Change              | Moderate Reno      | <b>1,045</b>        | <b>\$50.8m</b> |                |
|   | Remains a 9-12 School.  |     |                        |                    |                     |                |                |
| <b>BRASHEAR HS [9-12]</b><br><i>BRASHEAR HIGH SCHOOL</i>                          | Phase 3   | 41  | No Change              | Moderate Reno      | <b>768</b>          | <b>\$53.6m</b> |                |
|   | Remains a 9-12 School.  |     |                        |                    |                     |                |                |
| <b>CAPA HS [6-12]</b><br><i>CAPA HIGH SCHOOL</i>                                  | Phase 4   | 2   | No Change              | General Maint      | <b>830</b>          |                |                |
|   | Remains a 6-12 School.  |     |                        |                    |                     |                |                |
| <b>CARRICK HS [9-12]</b><br><i>CARRICK HIGH SCHOOL</i>                            | Phase 4   | 15  | No Change              | General Maint      | <b>602</b>          |                |                |
|   | Remains a 9-12 School.  |     |                        |                    |                     |                |                |
| <b>IB AT REIZENSTEIN</b><br><i>SCHENLEY AT REIZENSTEIN SCHOOL</i>                 | Phase 1   | 55  | No Change              | Moderate Reno      | <b>950</b>          | <b>\$40.4m</b> |                |
|   | Building to be used for IB program. ECC to remain in building.  |     |                        |                    |                     |                |                |
| <b>LANGLEY HS [9-12]</b><br><i>LANGLEY HIGH SCHOOL</i>                            | Phase 2   | 51  | Adjust Boundaries      | Moderate Reno      | <b>516</b>          | <b>\$45.5m</b> |                |
|   | Enrollment to increase with addition of Oliver students.  |     |                        |                    |                     |                |                |
| <b>OLIVER [McNaugher/SAC-School/Facility Change]</b><br><i>OLIVER HIGH SCHOOL</i> | Phase 1   | 63  | School/Facility Change | Partial Reno       | <b>371</b>          | <b>\$6.3m</b>  | <b>\$67.0m</b> |
|   | Students to be assigned to Langley or choose magnet school option. Convert building to house McNaugher, Student Achievement Center and the Overbrook staff. |     |                        |                    |                     |                |                |
| <b>PEABODY [Discontinue]</b><br><i>PEABODY HIGH SCHOOL</i>                        | Phase 1   | 46  | Discontinue            | No Renovation Work | <b>-</b>            |                | <b>\$61.3m</b> |
|   | Students to be assigned to Westinghouse or choose magnet school options.  |     |                        |                    |                     |                |                |
| <b>PERRY HS [9-12]</b><br><i>PERRY HIGH SCHOOL</i>                                | Phase 1   | 64  | No Change              | Major Reno         | <b>638</b>          | <b>\$58.1m</b> |                |
|   | Remains a 9-12 School.  |     |                        |                    |                     |                |                |

\* The cost estimates are based on the assumption that each building, when renovated, would be comparable to a new facility. This does not necessarily mean that this will be done with each building but gives a relative comparison of possible project costs.

### High Schools Continued

| Recommendation / Existing School             | Phase   | FCI | Configuration Recomm   | Condition Recomm | 2018 Realign Enroll | Est 2009 Cost*  | Cost Avoidance  |
|--|---|-----|------------------------|------------------|---------------------|-----------------|-----------------|
| <b>SCIENCE &amp; TECH AT FRICK HS [6-12]</b> | Phase 4   | 17  | School/Facility Change | Minor Reno       | <b>520</b>          | <b>\$10.7m</b>  |                 |
| <i>SCIENCE &amp; TECH AT FRICK 6-9</i>       | Board Approved: Frick facility will become new Science & Technology High School for grades 6-12 grade in Phase I.   |     |                        |                  |                     |                 |                 |
| <b>UNIVERSITY PREP HS [6-12]</b>             | Phase 4   | 24  | Grade Change           | Minor Reno       | <b>590</b>          | <b>\$12.7m</b>  |                 |
| <i>UNIVERSITY PREP HIGH SCHOOL</i>           | Board Approved: 2009-10 grades 6-10 and will expand to become school for grades 6-12.   |     |                        |                  |                     |                 |                 |
| <b>WESTINGHOUSE HS [6-12]</b>                | Phase 4   | 21  | Grade Change           | Minor Reno       | <b>661</b>          | <b>\$26.7m</b>  |                 |
| <i>WESTINGHOUSE HIGH SCHOOL</i>              | To become a 6-12 school. Enrollment to increase with addition of students from Lincoln Intermediate (6-8), Faison Intermediate (6-8), and Peabody (9-12). |     |                        |                  |                     |                 |                 |
| <b>High School Totals:</b>                   |   |     |                        |                  | <b>7,491</b>        | <b>\$304.8m</b> | <b>\$128.3m</b> |

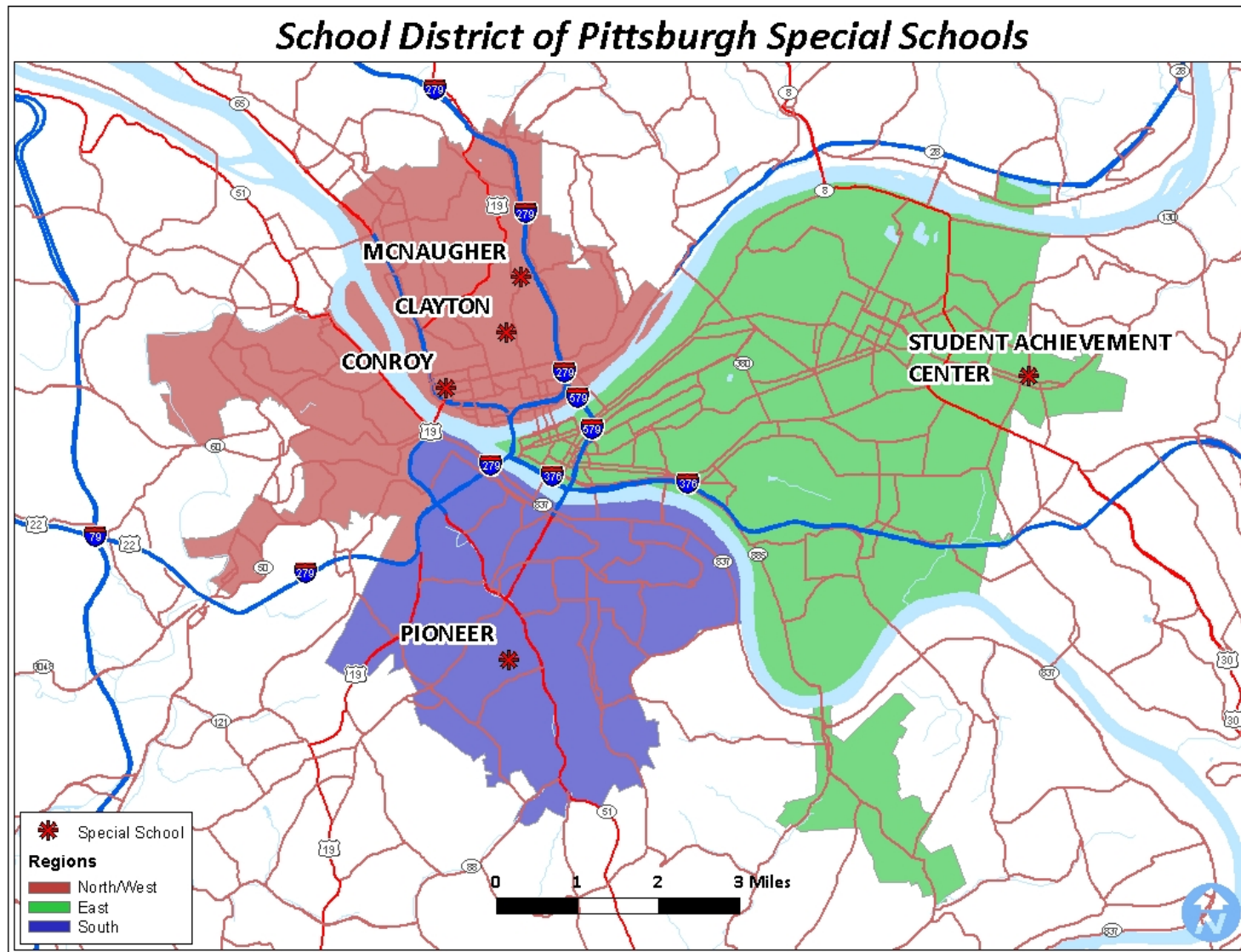
\* The cost estimates are based on the assumption that each building, when renovated, would be comparable to a new facility. This does not necessarily mean that this will be done with each building but gives a relative comparison of possible project costs.

Note: Total 2018 Realigned Enrollment includes 1,315 6-8 students. Not included in this total are 9-12 students which are in Special schools.

## Special Schools

The pages that follow provide an overview of the information that was collected and analyzed for special schools. There are five currently operating within Pittsburgh Public Schools. Information provided is as follows: a map of school locations, projected student enrollment, and baseline facility data and building condition is presented.

The condition recommendations listed in this plan are based on facility evaluations that occurred during the first three months of 2009. School facility work completed since that time will not be reflected in this plan recommendations.



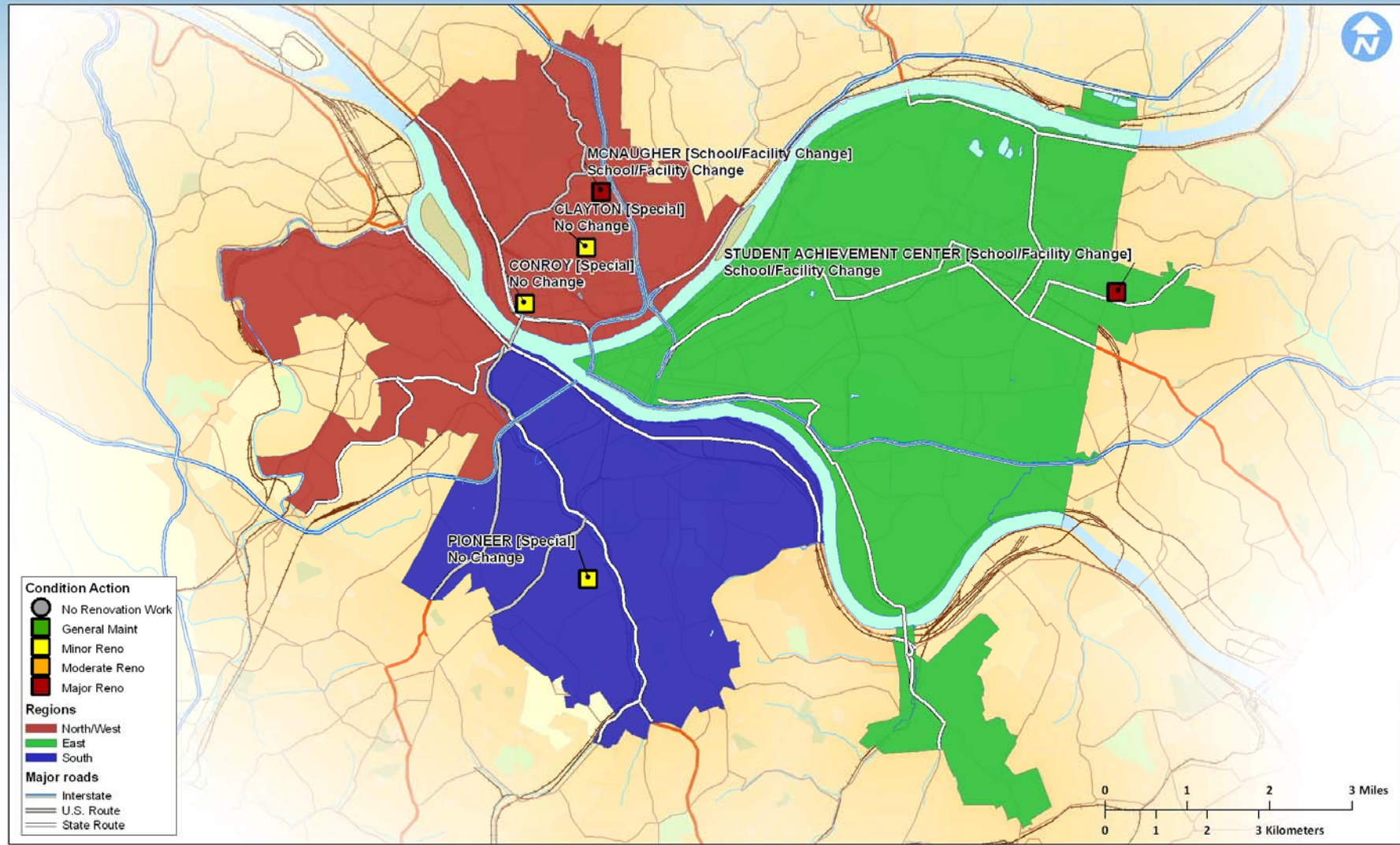
## Facility Data – Special Schools

The table below provides an overview of enrollment, capacity, year built, size, and condition of Special Schools located across the Pittsburgh Public School District.

### Special Schools

| School Type | Grade Config | Existing School                  | Capacity     | 2008 Enroll | Excess Capacity | Year Built | Gross SF       | FCI | Condition Category |
|-------------|--------------|----------------------------------|--------------|-------------|-----------------|------------|----------------|-----|--------------------|
| Special     | 6-12         | CLAYTON                          | 432          | 203         | 229             | 1956       | 53,459         | 22  | Minor Reno         |
| Special     | K-12         | CONROY                           | 252          | 230         | 22              | 1895       | 125,432        | 19  | Minor Reno         |
| Special     | K-12         | MCNAUGHER                        | 180          | 97          | 83              | 1908       | 58,909         | 67  | Major Reno         |
| Special     | K-12         | PIONEER                          | 144          | 69          | 75              | 1960       | 29,136         | 26  | Minor Reno         |
| Special     | 6-12         | STUDENT ACHIEVEMENT CTR 6-8/9-12 | 472          | 263         | 209             | 1908       | 86,539         | 62  | Major Reno         |
|             |              |                                  | <b>1,480</b> | <b>862</b>  | <b>618</b>      |            | <b>353,475</b> |     |                    |

### Special School Recommended Actions



It is proposed Oliver High School discontinue as a traditional high school and portions of this building be used to house McNaugher and the middle and high school Student Achievement Center.

### Special Schools

| Recommendation / Existing School  | Phase   | FCI | Configuration Recomm                                 | Condition Recomm   | 2018 Realign Enroll | Est 2009 Cost* | Cost Avoidance |
|---|---------|-----|--|--------------------|---------------------|----------------|----------------|
| <b>MCNAUGHER [School/Facility Change]</b><br><i>MCNAUGHER</i>   | Phase 1 | 67  | School/Facility Change<br>Move Program to Oliver.    | No Renovation Work | -                   |                | \$14.6m        |
| <b>STUDENT ACHIEVEMENT CENTER [School/Facility Change]</b><br><i>STUDENT ACHIEVEMENT CTR 6-8/9-12</i> | Phase 1 | 62  | School/Facility Change<br>Move program to Oliver.    | No Renovation Work | -                   |                | \$21.5m        |
| <b>CLAYTON [Special]</b><br><i>CLAYTON</i>  | Phase 4 | 22  | No Change<br>Remains in use for its current program. | Minor Reno         | 204                 | \$4.4m         |                |
| <b>CONROY [Special]</b><br><i>CONROY</i>  | Phase 4 | 19  | No Change<br>Remains in use for its current program. | Minor Reno         | 187                 | \$10.4m        |                |
| <b>PIONEER [Special]</b><br><i>PIONEER</i>  | Phase 4 | 26  | No Change<br>Remains in use for its current program. | Minor Reno         | 76                  | \$2.4m         |                |
| <b>Special Schools Totals:</b>  |         |     |  |                    | <b>467</b>          | <b>\$17.2m</b> | <b>\$36.1m</b> |

\* The cost estimates are based on the assumption that each building, when renovated, would be comparable to a new facility. This does not necessarily mean that this will be done with each building but gives a relative comparison of possible project costs.