

Overview

Naviance Student can help make the process of finding the right college just a little easier. Using Naviance Student's Find your Fit search tools, you can locate the schools that most fit with your interests, passions, and criteria. Once you've narrowed down a group of colleges, multiple tools are available to understand more about that school in general and as a prospect. This document is meant to help you understand how to search for, favorite, and research colleges of interest.

Naviance Student provides two features to store college information:

- **Colleges I'm Thinking About:** This is a list of schools that you have *favorited* and identified as prospective schools of interest.
- **Colleges I'm Applying To:** This is a list of schools to which you have decided to apply. This can be populated from College's I'm Thinking About or directly from searches.

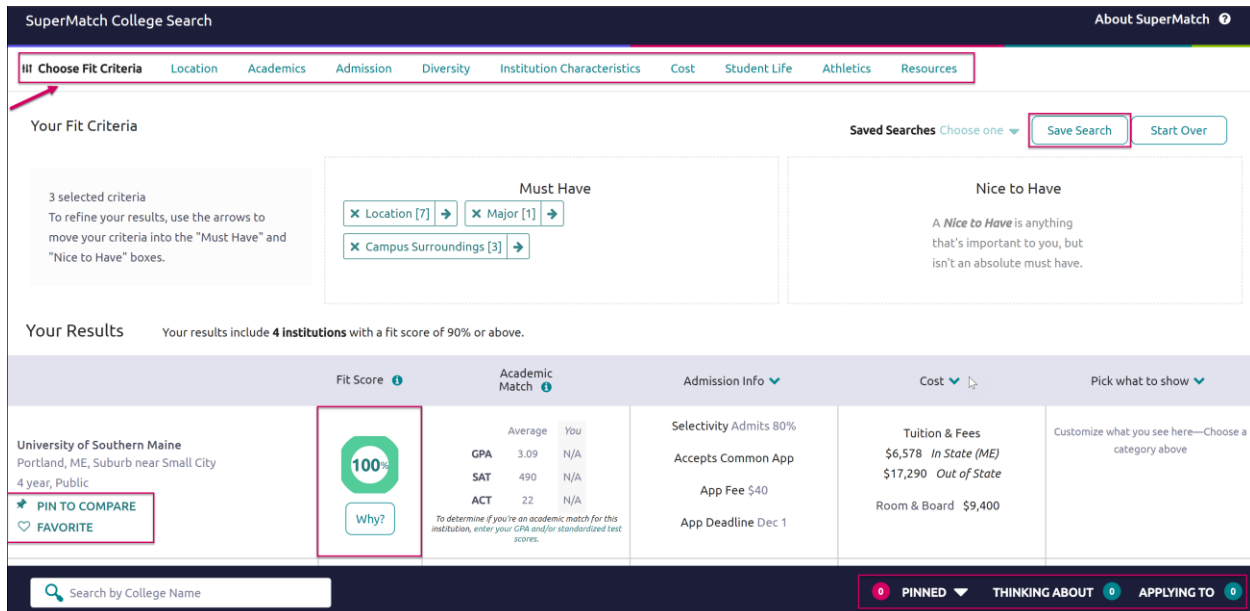
Find Your Fit Tools

The first step of this process is figuring out what schools may be a good fit for you based on your interests. Naviance Student offers seven (7) search tools – SuperMatch™, College Match, College Events, Scattergrams, Advanced College Search, and College Lookup.

To access Find Your Fit Tools, go to **Colleges**, locate the **Find Your Fit** column, and select the **search tool** of your choice.

SuperMatch™

Use SuperMatch™ to receive a list of best-fit schools based on criteria that you deem as important in your college search. SuperMatch™ can be used to save searches and return to them later. To learn about the details of using SuperMatch™, please review the **SuperMatch Reference Guide**.



SuperMatch College Search About SuperMatch

III **Choose Fit Criteria** Location Academics Admission Diversity Institution Characteristics Cost Student Life Athletics Resources

Your Fit Criteria Saved Searches Choose one Save Search Start Over

3 selected criteria
To refine your results, use the arrows to move your criteria into the "Must Have" and "Nice to Have" boxes.


Must Have

- Location [7]
- Major [1]
- Campus Surroundings [3]

Nice to Have

A *Nice to Have* is anything that's important to you, but isn't an absolute must have.

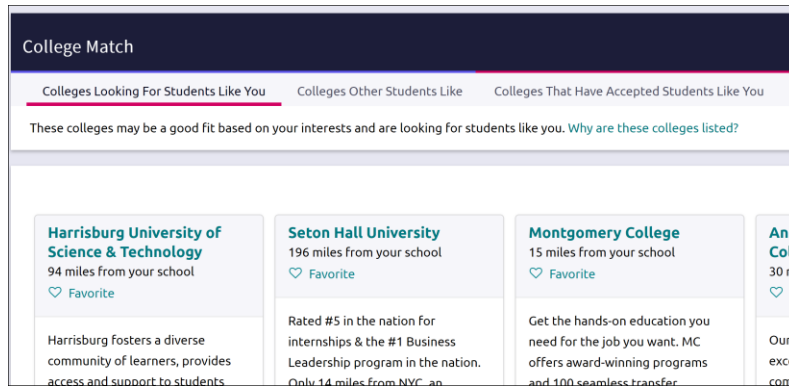
Your Results Your results include **4 institutions** with a fit score of 90% or above.

	Fit Score	Academic Match	Admission Info	Cost	Pick what to show
University of Southern Maine Portland, ME, Suburb near Small City 4 year, Public PIN TO COMPARE FAVORITE	 Why?	Average You GPA 3.09 N/A SAT 490 N/A ACT 22 N/A <small>To determine if you're an academic match for this institution, enter your GPA and/or standardized test scores.</small>	Selectivity Admits 80% Accepts Common App App Fee \$40 App Deadline Dec 1	Tuition & Fees \$6,578 <i>In State (ME)</i> \$17,290 <i>Out of State</i> Room & Board \$9,400	Customize what you see here—Choose a category above

Search by College Name 0 PINNED THINKING ABOUT 0 APPLYING TO

1. **Choose Fit Criteria:** Use best fit criteria drop-downs such as Location and Academics to get matched with the schools that are the best fit for you.
2. **Pin to Compare:** Use the pin feature to keep an eye on schools you are interested in.
3. **Favorite:** Add schools to the colleges you are thinking about in Naviance Student.
4. **Compare:** Use the Pinned drop-down to Compare pinned schools based on factors important to you.

College Match



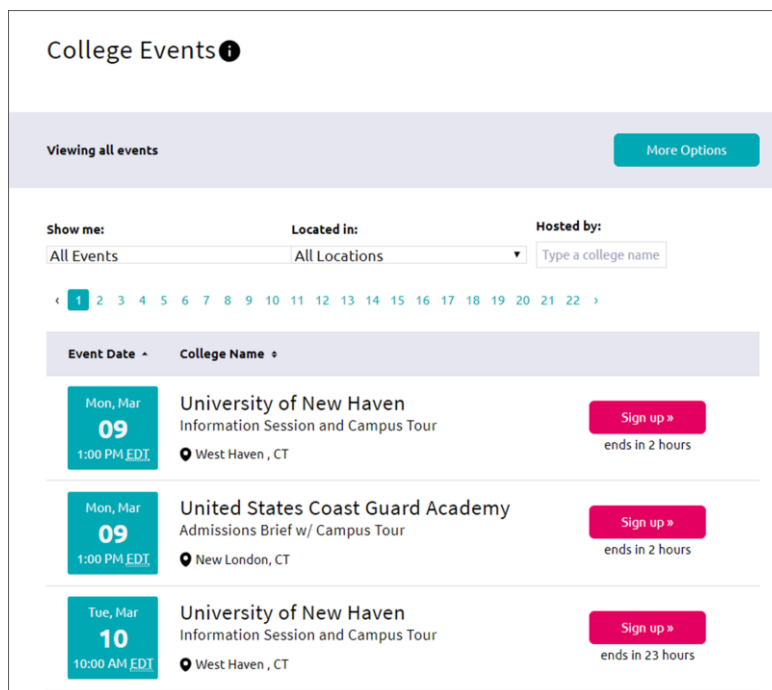
See and quickly favorite the other schools that are:

1. Looking for Students Like You
2. Colleges Other Students Like
3. Colleges that Have Accepted Students Like You

College Events

View a list of colleges that are hosting events and sign up for those of interest.

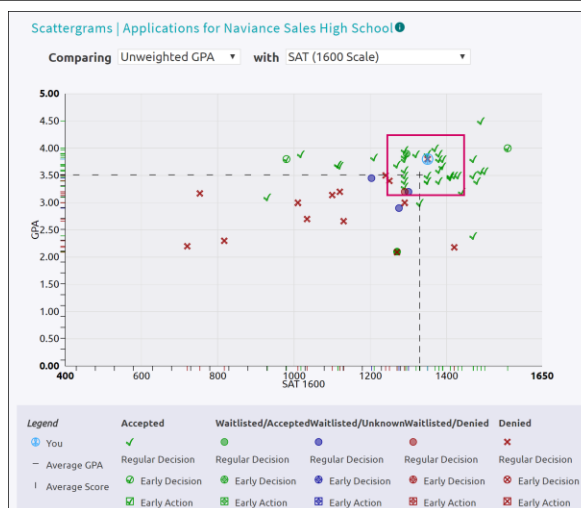
- Browse events and sign up in Naviance Student.
- Look for a **“Recommended for you”** flag. These colleges are looking for students like you!
- Use **More Options** to apply advanced filters and match yourself to colleges with selected criteria.



Scattergrams

A scattergram is a graph used to help you analyze how you fit in with other students from your high school who have been accepted, waitlisted, or denied admittance to a school based on GPA and test scores.

1. Select a **college** from the dropdown list. The number in parentheses shows how many other students from your high school, historically, have applied to this school.
2. Click **View Scattergram**.
The scattergram for this school displays.
3. Change the **Comparing** and **with** dropdown menus to make sure you are comparing the right information.
4. Use the **legend** to view those accepted, waitlisted, and denied. Your data shows as a **light blue circle**. Hover over a data point to see connected SAT and GPA information.



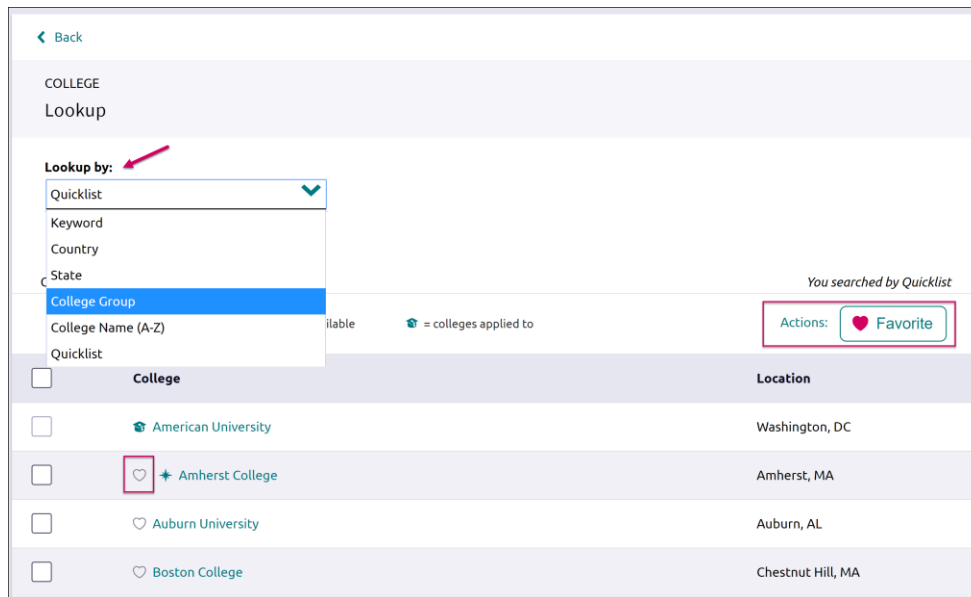
Advanced College Search

Using multiple categories, answer questions to identify colleges that match your interests.

1. Click on a **category**, i.e., Location or Majors.
2. Answer category-related **questions** and identify your preferences for a school.
3. Click **View Matches**.
A list of schools that match your criteria displays.
4. Click the **checkbox(es)** next to the school(s) depending on what action you want to take next.
5. From here, you can choose to use **Compare Me**, **Add to Colleges I'm Thinking About** (Favorite), **Send an Email** to the school, view a **Scattergram** for the school, or visit the **school's website**.
6. From our results list, click **Save Search** to save this search criteria.
7. Next time you return, go to the **Saved Searches** dropdown menu and find your saved search.

College Lookup

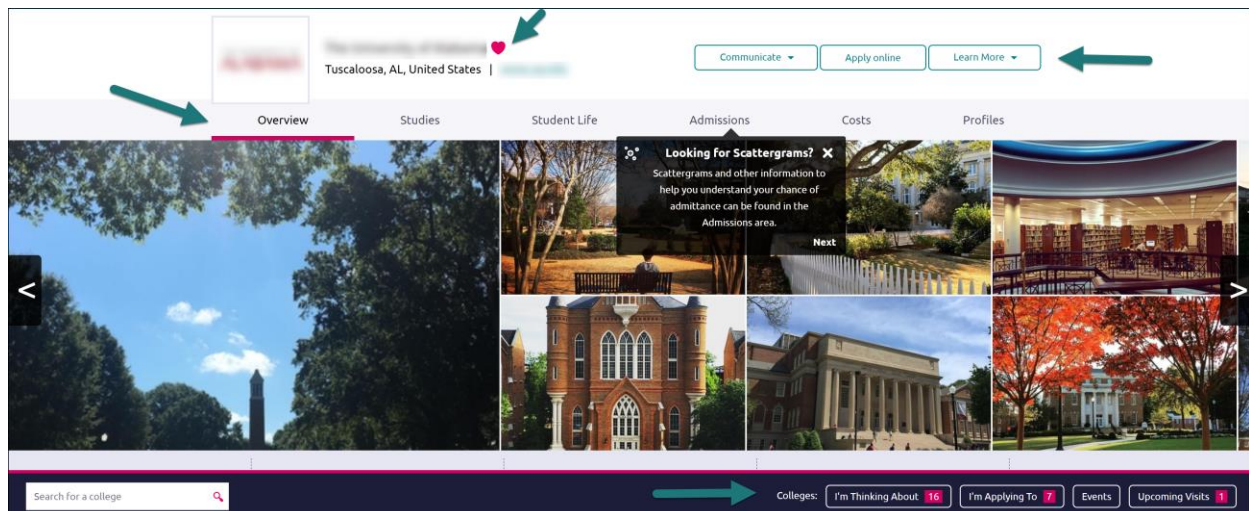
Lookup and favorite school(s) by multiple filters including name, country, state, or college group. Easily favorite using the heart symbol next to the college.



College Profile Pages

When a search is completed, the schools that are a part of the results can be researched further by accessing the college's profile. From a search result, click the college of interest to open its college profile.

1. Click the **heart icon** to favorite the school and add it to your list of Colleges I'm Thinking About.
2. Use the **tabs** (Overview, Studies, Student Life, etc.) to learn more about these areas.
3. **Communicate, Apply Online, or Learn More** using the provided buttons on the page.
4. Located at the bottom of the page, use the buttons to **navigate** to those areas specified in Naviance Student (Colleges I'm Thinking About, Applying To, etc.).



The **Overview** tab provides general information about the school, including the information seen below.

<p>AVERAGE NET PRICE</p> <p>\$22,425</p> <p>Income: \$48 - \$75K</p> <p>More about Cost & Aid</p> <p><small>from 2018</small></p>	<p>GRADUATION RATE</p> <p>69%</p> <p>Within 6 years</p> <p>More about Learning Environment</p> <p><small>from 2018</small></p>	<p>ACCEPTANCE RATE</p> <p>53%</p> <p>Check out Scattergrams to see how this relates to you</p> <p><small>from 2018</small></p>	<p>COLLEGE OVERLAPS</p> <p>20</p> <p>Students who apply to this college also applied to these 20 colleges</p> <p>Learn more</p>	<p>SCHOLARSHIP APPLICATION DEADLINE</p> <p>December</p> <p>15</p> <p>See all deadlines</p>
---	--	--	---	--

You can find Scattergrams and other admission information on the **Admissions** tab.

<p>SCHOLARSHIP APPLICATION DEADLINE</p> <p>December</p> <p>15</p> <p>See all deadlines</p>	<p>APPLICATION FEES</p> <p>Freshman Application</p> <p>\$40</p>	<p>ACCEPTANCE RATE</p> <p>53%</p>	<p>IMPORTANT POLICIES</p> <p>Competitive Admissions Rolling Notification</p>
--	---	---	---

College Research

You have found some schools you are interested in and now you are ready to learn even more. From the **Colleges** section, under **Research Colleges**, you can find multiple tools for researching schools and your likelihood of admittance.

- College Compare
- College Resources
- Acceptance History
- Enrichment Programs
- College Maps

College Compare

Add schools to compare the average GPA and test scores of students from your high school that have been accepted to that college over a span of time.

1. Click **Add Colleges to Compare**.
2. Use the **College Lookup** to find schools.
3. Click the **checkbox** (es) next to the schools to which you'd like to see a comparison.
4. Click **Save Selection** in the upper-right corner.
5. Click **Finished Searching**.

The schools are added to your Compare list. A green check means your numbers are higher and a red x means they are lower than average for those who have been admitted to this school.

College	GPA	Single SAT 1600	Single SAT 2400	Combined SAT 1600	Combined SAT 2400	PSAT to SAT 1600	ACT	IB	Acceptance
[blurred]	3.5	1400	0	1400	0	1100	0	0	-
American Univ	3.48 ✓	1267 ✓	1879 ✗	1142 ✓	1882 ✗	1267 ✗	26 ✗	20 ✗	281/526

College Resources

List of external web resources that may be valuable to your college search process. Sections include Colleges & Careers, Financial Aid, Test Preparation, College Athletics, and Military.

Acceptance History

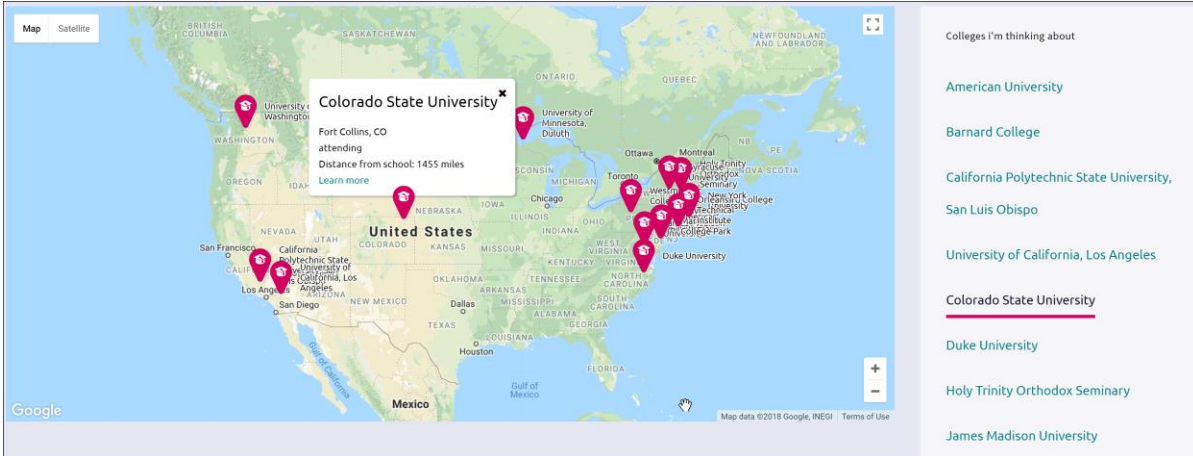
An alphabetical list of colleges where someone from your school has been accepted and/or enrolled over a time span.

Enrichment Programs

Locate enrichment programs provided by your school to view extracurricular opportunities in your community.

College Maps

View an interactive map of schools based on a list of different pre-defined criteria. For example, you can see a map of the colleges from your Colleges I'm Thinking About list. Some other map categories include Top 20 most popular colleges where our students applied, colleges where our students are attending, 5-year combined BA/MBA, and more.



The image shows a Google Maps interface with a list of colleges on the right. A pop-up window for Colorado State University is open over Fort Collins, CO, displaying the text: "Colorado State University", "Fort Collins, CO", "attending", and "Distance from school: 1455 miles". The list of colleges on the right includes: American University, Barnard College, California Polytechnic State University, San Luis Obispo, University of California, Los Angeles, Colorado State University (highlighted with a red underline), Duke University, Holy Trinity Orthodox Seminary, and James Madison University.