



A Pathway to the Guide:

How to effectively use
*A Teacher's Guide to Understanding,
Preventing, and Responding to Bullying*

November 2, 2012

Today's Agenda

- ▶ Introduction: how we developed the Guide
- ▶ Review of the Guide
- ▶ Review of lesson plans and resources
- ▶ Time to brainstorm professional development (using template)
- ▶ Discussion of questions/concerns

Shared Responsibility Model

We truly appreciate and value our teachers!

We want to be supportive and responsive to daily challenges by using a shared responsibility model for preventing and responding to bullying.



Why Focus on Bullying?

- ▶ According to the 2012 Teaching and Learning Conditions survey, only 51% of PPS teachers believe that students treat their peers with respect
- ▶ 32% of PPS parents surveyed report that their child has been bullied; 55% wish to receive information about their role in preventing and responding to bullying; and only 48% believe that their child's school has effective strategies for dealing with disruptive students
- ▶ SAP Teams across the District service approximately 5,000 youth annually
- ▶ Combating bullying is a component of a comprehensive plan to intervene and prevent behavior that creates barriers to learning, and youth rely upon us to help out
- ▶ During the middle through secondary grades, youth who are bullied and those that engage in bullying share common risk factors for substance abuse

What Is Bullying?

- ▶ *Bullying refers to an intentional electronic, written, verbal or physical act or series of acts when a student or students are teased, taunted, harassed or treated disrespectfully with the intent of: creating an intimidating or hostile environment that interferes with education; physically, emotionally or mentally harming a student; placing a student in reasonable fear of physical or emotional harm; or placing a student in reasonable fear of damage to or loss of personal property (Guide, p. 5).*
- ▶ Bullying is deliberate and creates an imbalance of power
- ▶ Bullies tend to target peers perceived as vulnerable

Our Approach

- ▶ Director of the Center for Health Promotion and Disease Prevention, Dr. Diana Schroeder stresses: “bullying prevention is not a program, it is a process...Bullying prevention is never going to eradicate bullying behavior. What we are going to do is make it less socially acceptable, less comfortable” (PSBA Bulletin, p. 23).
- ▶ A key goal is to break the “culture of silence” that prevents bullied students from speaking up
- ▶ Without intervention, bullies, victims, and bystanders will believe in the power of bullying, rather than the power of prevention
- ▶ Our approach to bullying prevention is a process that requires shared responsibility throughout the school and community, as described in the Guide

Contributors to the Guide

- ▶ To help create this Guide, our Student Services Liaisons (20 counselors, social workers, and nurses) shared their expertise
- ▶ Their role contributes to the Empowering Effective Teachers (EET) plan by empowering teachers in their work to improve teaching and learning environments
- ▶ The Student Services Liaison role and all related projects are generously funded by a targeted grant from the Heinz Endowments

Contributors to the Guide

- ▶ In addition to the Student Services Liaisons, TLE Teacher Liaisons provided input for the specific content of the Guide through a survey in 2012
- ▶ Other teachers and students also gave feedback on what should be included in the Guide
- ▶ Additionally, this project utilized the expertise of Curriculum Supervisors *across content areas and grade levels* to find natural “fits” within the curriculum to teach and re-teach lessons to prevent and address bullying throughout the year (see <http://www.pps.k12.pa.us/TLE> to view the document they developed)

Teachers as Front-Line Responders to Bullying

- ▶ This Guide has been developed with the expectation that teachers are front-line responders to student misconduct, and are aware of and utilize strategies for preventing and responding to incidents of bullying
- ▶ Interrupting the potentially harmful effects that bullying has on students, classrooms, and schools is paramount as we strive to heighten awareness about bullying
- ▶ Just because adults do not see bullying, and children may not talk about it, does not mean it is not happening
- ▶ Even without verbal reports from a child, the warning signs are there (see FAQs on pages 5-6 of the Guide)

Link to RISE

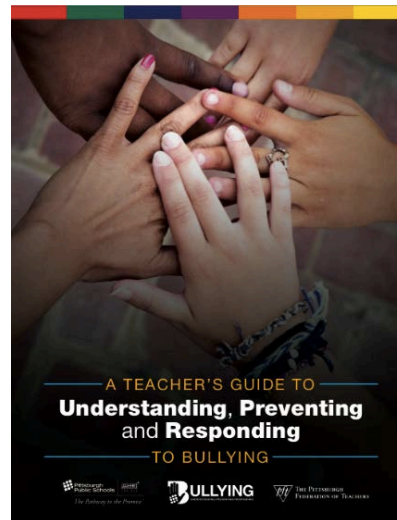
- ▶ We have partnered with Curriculum, Instruction, and Professional Development (CIPD), and the District's Curriculum Supervisors to ensure that this work and the support resources within this Guide capture the links to RISE, specifically to the following components:
 - 1b – Demonstrating Knowledge of Students
 - 2a – Creating a Learning Environment of Respect and Rapport
 - 2b – Establishing a Culture for Learning
 - 2d – Managing Student Behavior

Stop and Think Activity

- ▶ In your own schooling experience, were you ever a victim or perpetrator of bullying?
- ▶ Only **half** of our teachers and other school-based licensed professionals in PPS think that students treat their peers with respect; what does our Teaching and Learning Conditions (TLC) Survey data reveal about how students treat their peers?
- ▶ Knowing this, what are you contributing in your classroom to establishing positive behavioral norms in your classroom?
- ▶ Feel free to share stories about bullying from your own experiences as an educator and how you responded.

Walk Through the Guide

- ▶ We will now take the time to walk through the Guide and discuss each section in more depth. Note references throughout the Guide to the additional resources available online at <http://www.pps.k12.pa.us/TLE>
- ▶ Feel free to ask any questions you may have about the content



What You Can Do in Your Classroom

- ▶ Stay tuned in to the culture of your classroom by surveying your classroom throughout the year (see surveys on pages 11-14 of the Guide)
- ▶ Be mindful of “red flag” behaviors described in the FAQs (pages 5-6 of the Guide)
- ▶ Teach an initial lesson on bullying using the sample lessons found online at <http://www.pps.k12.pa.us/TLE>
- ▶ Teach and re-teach positive behavioral norms throughout the school year
- ▶ Utilize the Universal Response for Teachers on page 7 of the Guide

THE UNIVERSAL RESPONSE TO BULLYING

Ask the Victim: Did you ask the person to stop? Did you walk away?

Ask the Perpetrator: Did the person ask you to stop? And did you stop?

Note: If concern exists for a child's safety, immediately go to your Principal and/or Student Services Staff for assistance.

Concerned about Safety?

- ▶ IF CONCERN EXISTS FOR A CHILD'S SAFETY, IMMEDIATELY GO TO YOUR PRINCIPAL OR DESIGNEE AND REPORT YOUR CONCERNS

Teaching the Student Response: K-8

- ▶ Teach students the 3-step Stop/Walk/Talk Routine
- ▶ To teach the K-8 student response routine to bullying, please see the Additional Resources section on page 18 of the Guide and the information found at www.pbis.org

PRACTICE the



stop, walk and talk.
3-STEP RESPONSE to BULLYING

Teaching the Student Response: 6-12

- ▶ To teach the grades 6-12 student response to bullying, utilize the PowerPoint presentation found on the TLE website at <http://www.pps.k12.pa.us/TLE>



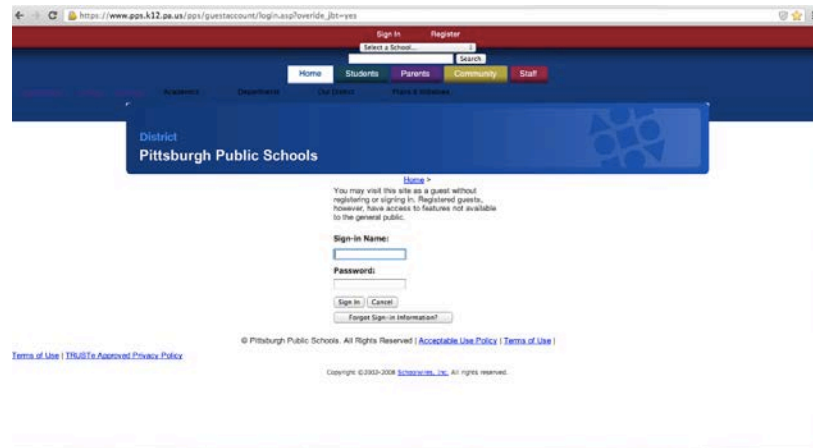
- ▶ Use this presentation as a starting point to refine a lesson that is best-suited to your classroom
- ▶ Student Services staff and service providers are available for assistance

Access Resources for Bullying Prevention

- ▶ Here is how to access an electronic copy of the Guide and its accompanying resources online

Option 1:

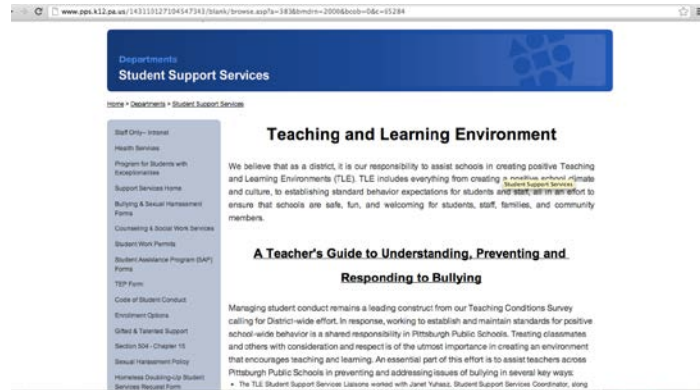
- ▶ Simply type the following link into your browser:
<http://www.pps.k12.pa.us/TLE>
- ▶ When prompted, use your PPS login to access the TLE website



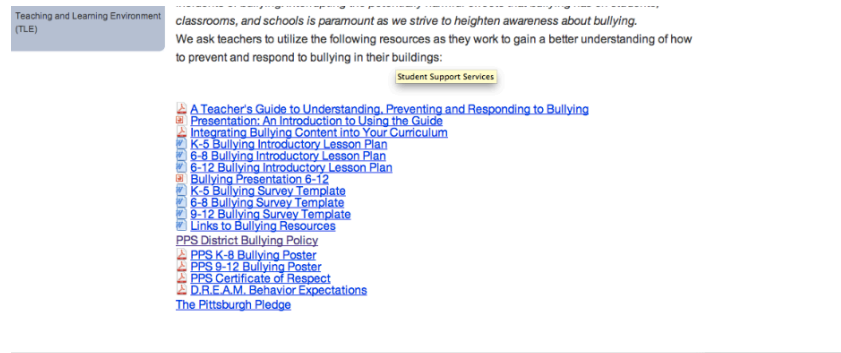
The screenshot shows a web browser window with the URL https://www.pps.k12.pa.us/guestaccount/login.asp?override_jbt=yes. The page features a navigation bar with links for Home, Students, Parents, Community, and Staff. Below the navigation bar, there is a sign-in section for Pittsburgh Public Schools. The sign-in section includes a "Sign In" link, a message stating "You may visit this site as a guest without registering or signing in. Registered guests, however, have access to features not available to the general public.", and a form with fields for "Sign-In Name:" and "Password:". There are also buttons for "Sign In", "Cancel", and "Forgot Sign-in Information?". At the bottom of the page, there are links for "Terms of Use" and "TRUSTe Approved Privacy Policy", and a copyright notice for Pittsburgh Public Schools.

Access Resources for Bullying Prevention

- ▶ You are now able to view the TLE website



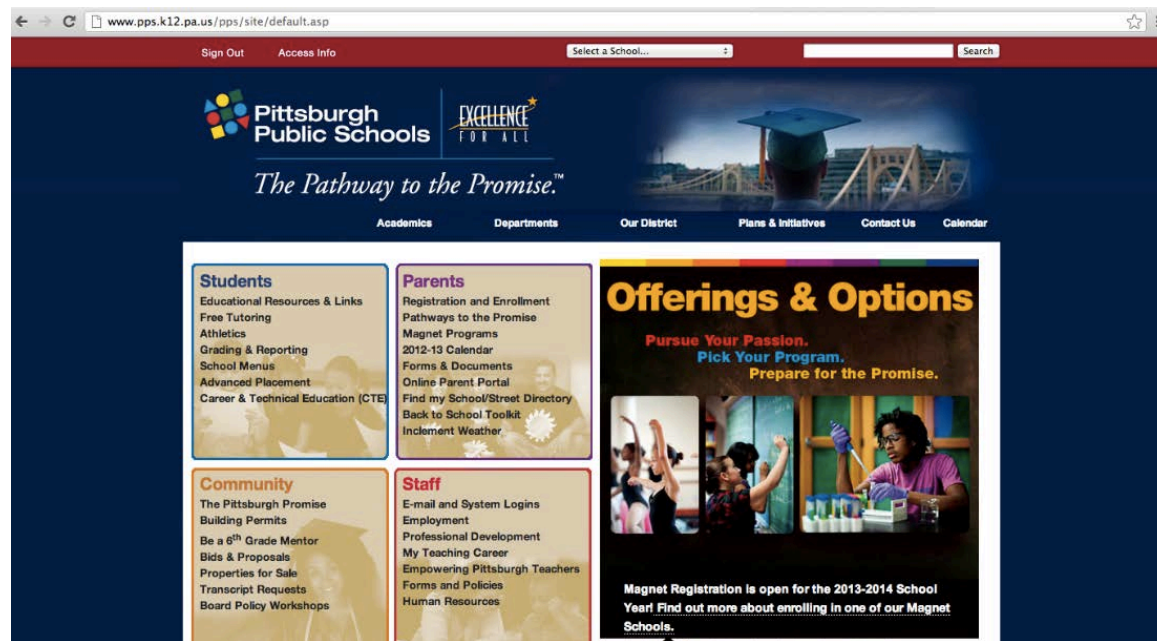
- ▶ Scroll down the page to view the comprehensive list of bullying resources referenced in the Guide



Access Resources for Bullying Prevention

Option 2:

- ▶ Simply go to the PPS homepage: <http://www.pps.k12.pa.us/>

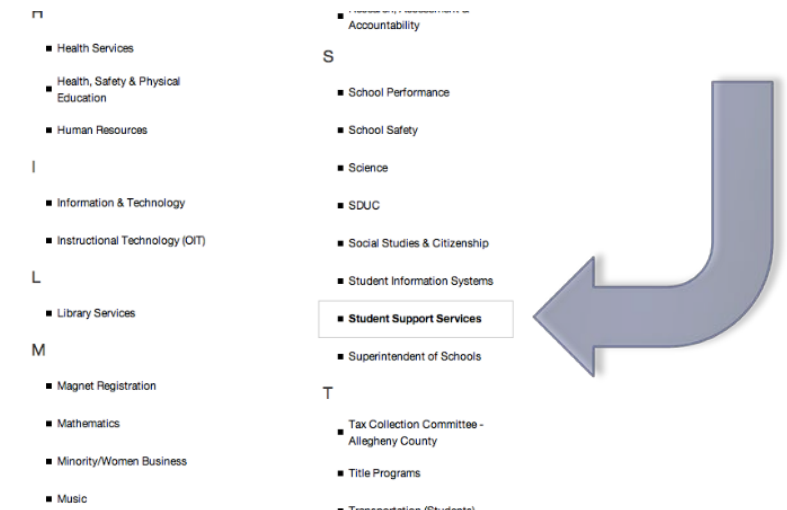


Access Resources for Bullying Prevention

- ▶ Next, click on **Departments** link



- ▶ Then select **Student Support Services**



Access Resources for Bullying Prevention

- ▶ Scroll to the bottom of the page, and click on the Teaching and Learning Environment (TLE) link on the bottom left-hand side of the page:



www.pps.k12.pa.us/143110127104547343/site/default.asp

Counseling & Social Work Services
Student Work Permits
Student Assistance Program (SAP) Forms
TEP Form
Code of Student Conduct
Enrollment Options
Gifted & Talented Support
Section 504 - Chapter 15
Sexual Harassment Policy
Homeless Doubling-Up Student Services Request Form
Interactive Suspension Packet
Other Web Resources
Student Achievement Center/Special 12 Form
Student Achievement Center Middle School's Packet
Interscholastic Athletics
Student Services
Teaching and Learning Environment (TLE)

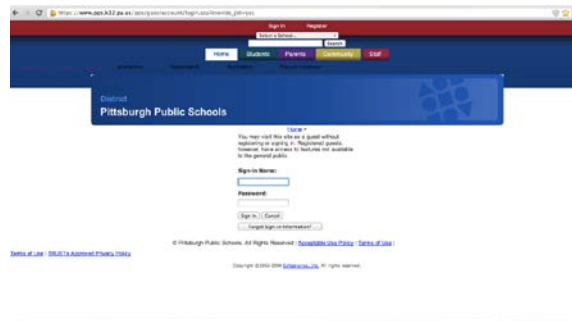
Janis Ripper, Chief of Student Support Services
Phone: (412) 622-3952
FAX: (412) 622-3954

The Office of Support Services is responsible for the provision of support services to facilitate the continuing intellectual, physical, emotional and social development and general wellness of all students. Support Services provides district-wide supervision and technical assistance in the areas of student discipline, attendance, transfers, work permits, guidance counseling, social work services, health services, gang intervention, interscholastic athletics, alternative education, programs for students with special needs and crisis intervention.

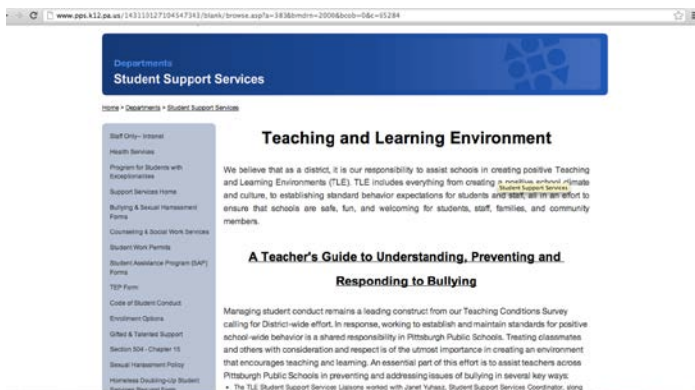
[\(Back to Top\)](#)

Access Resources for Bullying Prevention

- ▶ You are ready to log in to the TLE page using your PPS login



- ▶ You now have access to the TLE website and all bullying resources



Teaching and Learning Environment (TLE)

classrooms, and schools is paramount as we strive to heighten awareness about bullying. We ask teachers to utilize the following resources as they work to gain a better understanding of how to prevent and respond to bullying in their buildings:

Student Support Services

- ▶ [A Teacher's Guide to Understanding, Preventing and Responding to Bullying Presentation: An Introduction to Using the Guide Integrating Bullying Content into Your Curriculum](#)
- ▶ [K-5 Bullying Introductory Lesson Plan](#)
- ▶ [6-8 Bullying Introductory Lesson Plan](#)
- ▶ [6-12 Bullying Introductory Lesson Plan](#)
- ▶ [Bullying Presentation 6-12](#)
- ▶ [K-5 Bullying Survey Template](#)
- ▶ [6-8 Bullying Survey Template](#)
- ▶ [9-12 Bullying Survey Template](#)
- ▶ [Links to Bullying Resources](#)
- ▶ [PPS District Bullying Policy](#)
- ▶ [PPS K-5 Bullying Poster](#)
- ▶ [PPS 6-12 Bullying Poster](#)
- ▶ [PPS Certificate of Respect](#)
- ▶ [D.R.E.A.M. Behavior Expectations](#)
- ▶ [The Pittsburgh Pledge](#)

Questions

For answers to any questions, please feel free to contact:

- ▶ Sharon Rosenfeld at srosenfeld1@pghboe.net or 412-622-3965
- ▶ Janet Yuhaz at jyuhasz1@pghboe.net or 412-622-3918