

## Building Level Academic Score


16.6

Select View Calculation below to see the detailed calculation used to determine the building level academic score.

 [View Calculation](#)

## Federal Accountability Designation

[www.esefedreport.com](http://www.esefedreport.com)

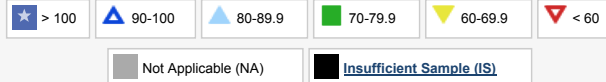
## Academic Performance Fast Facts

(Select any data element for its definition.)





















<a href="#">Test Participation Rate: Mathematics/Algebra I - All Students</a>	NA
<a href="#">Test Participation Rate: ELA/Literature - All Students</a>	NA
<a href="#">Test Participation Rate: Science/Biology - All Students</a>	NA
<a href="#">Students Eligible for Opportunity Scholarship Tax Credit Program</a>	No

## Academic Performance Data (2016 - 2017)

(This data is used to determine the building level academic score.)



(Select any data element for further detail.)

Data Element	Performance Measure
<b>Indicators of Academic Achievement</b>	
<a href="#">Mathematics/Algebra I - Percent Proficient or Advanced on PSSA/Keystone</a>	 0.00
<a href="#">ELA/Literature - Percent Proficient or Advanced on PSSA/Keystone</a>	 5.88
<a href="#">Science/Biology - Percent Proficient or Advanced on PSSA/Keystone</a>	 0.00
<a href="#">Industry Standards-Based Competency Assessments - Percent Competent or Advanced</a>	 IS
<a href="#">Grade 3 ELA - Percent Proficient or Advanced</a>	 NA
<a href="#">SAT/ACT College and Career Readiness Benchmark</a>	 <u>0.00</u>
<b>Indicators of Closing the Achievement Gap - All Students</b>	
<a href="#">Mathematics/Algebra I - Percent of Required Gap Closure Met</a>	 <u>0.00</u>
<a href="#">ELA/Literature - Percent of Required Gap Closure Met</a>	 <u>0.00</u>
<a href="#">Science/Biology - Percent of Required Gap Closure Met</a>	 <u>0.00</u>
<b>Indicators of Closing the Achievement Gap - Historically Underperforming Students</b>	
<a href="#">Mathematics/Algebra I - Percent of Required Gap Closure Met</a>	 <u>0.00</u>
<a href="#">ELA/Literature - Percent of Required Gap Closure Met</a>	 <u>0.00</u>
<a href="#">Science/Biology - Percent of Required Gap Closure Met</a>	 <u>0.00</u>
<b>Indicators of Academic Growth/PVAAS</b>	
<a href="#">Mathematics/Algebra I - Meeting Annual Academic Growth Expectations</a>	 NA
<a href="#">ELA/Literature - Meeting Annual Academic Growth Expectations</a>	 NA
<a href="#">Science/Biology - Meeting Annual Academic Growth Expectations</a>	 70.00
<b>Other Academic Indicators</b>	
<a href="#">Cohort Graduation Rate</a>	 40.00
<a href="#">Promotion Rate</a>	 NA
<a href="#">Attendance Rate</a>	 61.27
<a href="#">Advanced Placement, International Baccalaureate, or College Credit</a>	 <u>0.00</u>
<a href="#">PSAT/Plan Participation</a>	 <u>17.24</u>
<b>Extra Credit for Advanced Achievement</b>	
<a href="#">Percent PSSA/Keystone Advanced - Mathematics/Algebra I</a>	0.00
<a href="#">Percent PSSA/Keystone Advanced - ELA/Literature</a>	0.00
<a href="#">Percent PSSA/Keystone Advanced - Science/Biology</a>	0.00
<a href="#">Percent Advanced - Industry Standards-Based Competency Assessments</a>	IS
<a href="#">Percent 3 or Higher on any AP Exam or 4 or Higher on any IB Exam</a>	<u>0.00</u>

> 100

90-100

80-89.9

70-79.9

60-69.9

< 60

Not Applicable (NA)

[Insufficient Sample \(IS\)](#)

(Select any data element for further detail.)

**Data  
Element**

**Performance  
Measure**

 [View Calculation](#)