



Grade 2
eLearning Day 1



Day 1




LET'S READ AND WRITE!

Read the following passage.



Sue and John made a scarecrow. They used old clothes. They want to keep the crows away. The crows are eating all of the corn.

Answer the following questions on your own piece of paper.

1. What did Sue and John make?
2. Why do they want to scare the crows away?

3. What would be a good title for this story?

Show off your Comprehension Skills!



Complete the activity of the next page on your own paper.

Name:


Date:

Monster Magic

◦ Reading Comprehension Activity ◦

Read and follow the instructions below to create a magic monster.

1. Cover the monster's body in 12 red dots.
2. Give the monster 8 long arms.
3. Draw six yellow eyes on the monster's head.
4. Give the monster 4 short legs.
5. Draw two green pointy horns on top of the monster's head.
6. Give the monster a big smile and a long pink tongue.
7. Draw two small ears on each side of the monster's head.
8. Give the monster a spiky purple tail.
9. Cover the monster's body in fuzzy blue hair.
10. Give the monster a name.





TIME FOR MATH!



Count by 10s to 100

Count by 5s to 50

Count by 2s to 20

Write your answers on a piece of paper.

Ready for math?

Let's warm up with counting!

1,2,3

HERE WE GO!

Math Time! Answer on your own paper

Shape Sort

Place the shapes in order from the least number of sides to the greatest number of sides.



Bonus: Can you name all the shapes?



Math Time! Answer on your own paper

Order Up!

Put these pots in order from least to greatest.












Math Time! Answer on your own paper

Solve It!



Work out the total of each row and column.

			= 14
			= _____
			= _____
= 14	= _____	= _____	





TIME FOR SOCIAL STUDIES!



Social Studies - Laws and Rules Protect

Laws are made by government and are a set of rules that are made to protect people and the things they own.

Rules are made by small groups of people, such as families and schools to protect people within the organization.

On the next slides, decide if each of the following descriptions are RULES or LAWS.
Write you answer on your own paper.

RULE or LAW?

1

RULE OR LAW?

**Stop at a stop
sign.**

TeachStarter

2

RULE OR LAW?

**No running in the
house.**

TeachStarter

RULE or LAW?

3

RULE OR LAW?

**Drive the speed
limit.**

Teach Starter

4

RULE OR LAW?

**Go to bed at 8:00
p.m.**

Teach Starter

RULE or LAW?

5

RULE OR LAW?

**You must be 18
years old to vote.**

Teach Starter

6

RULE OR LAW?

**Wash your hands
before you eat.**

Teach Starter

RULE or LAW?

7 RULE OR LAW?

**Keep your hands
to yourself.**

Teach Starter

8 RULE OR LAW?

**Use a crosswalk
when crossing the
street.**

Teach Starter

RULE or LAW?

9

RULE OR LAW?

**You must be 16
years old to get a
drivers license.**

Teach Starter

10

RULE OR LAW?

**No chewing gum in
school.**

Teach Starter

RULE or LAW?

On your own paper-

write down

2 additional laws that you can think of

and

2 rules that you have to follow at home or at school.

A photograph of an astronaut in a white space suit with an American flag patch on the sleeve, working in space. The astronaut is holding a tool and is surrounded by various cables and equipment. The background shows the Earth's surface from space. The image has a purple and blue color overlay.

TIME FOR SCIENCE!

Weather



shutterstock.com • 1124541077

Weather

Watch the weather forecast for today. On your own paper answer these questions:

Today's temperature is _____.

We have had _____ amount of rain today.

It is _____ and _____ outside today (use adjectives).

If you go outside, you should _____.

I like (or do not like) today's weather because _____.



DOMS

WHOA! Good Job!