

**MINUTES OF THE BOARD OF EDUCATION
 COFFEYVILLE UNIFIED SCHOOL DISTRICT 445**

December 11, 2023

Regular Meeting 4:00 p.m.

Board of Education Office

"Building on a culturally diverse community, USD 445 will prepare all students for life-long learning by providing resources for a comprehensive quality education in a safe environment that promotes high academic achievement and responsible citizenship in a global society." – Mission Statement

"Valuing individuals, Celebrating Learning, Improving Life! USD 445 will provide a happy, caring, hopeful environment that will empower children to achieve their greatest potential." – Vision Statement

The Board of Education of Coffeyville USD 445 met Monday, December 11, 2023 at 4:00 p.m. at the Board of Education Office, 615 Ellis, Coffeyville, KS 67337. President, Jason Barnett called the meeting to order at 4:00 p.m.

Roll Call:

Board Members Present	Others Present
Darrel Harbaugh Karen Rittenhouse Robert Roesky Jason Barnett LaKisha Johnson <i>Gail Misch (arrived at 4:49 pm)</i> <i>Position #6 - Vacant</i>	Dr. Craig Correll...Superintendent Michael Speer...Dep. Sup./Bus. Manager Travis Stalford...Principal, FKHS Matt Jordan...KGGF Radio Hanna Emberton ...Coffeyville Journal Cindy Price...Community Member Andy Taylor...Montgomery County Chronicle
Board Members Absent	

Adoption of Agenda:

Motion made by Darrel Harbaugh to adopt the agenda, second by Karen Rittenhouse.
 Motion carried 5-0.

Adoption of Consent Agenda:

Motion made by Karen Rittenhouse to adopt the consent agenda, second by Robert Roesky.
 Motion carried 5-0.

- A. Approval of Minutes of Regular Meeting, November 13, 2023
- B. Approval of Bills and Treasurer's Report

Payroll/Liabilit	\$ 336,326.34	Vocational	\$ 13,991.85	Title I-C Mig.	\$ -
General Fund	\$ 221,435.64	Indian Ed.	\$ 4,996.06	Title IV	\$ -
LOB	\$ 59,492.08	JOM	\$ -	Title VI-B	\$ 5,517.44
4 Yr old AR	\$ 20.78	KPERS	\$ -	21st CCLC-CES	\$ 1,499.77
At-Risk	\$ 449.25	Textbook	\$ -	21st CCLC-ELC	\$ 420.97
Bilingual	\$ 119.53	Activity	\$ 775.00	ECBG Grant	\$ 5,325.74
Virtual	\$ 4.14	Bond & Int.	\$ -	PAT MEICHV	\$ 775.41
Capital Outlay	\$ 3,885.15	Rec. Comm.	\$ -	KU Com. Health	\$ 11.56
Driver's Ed.	\$ 1.66	Rec. Benefits	\$ -	Afterschool	\$ 8.05
Food Service	\$ 112,857.54	Gifts/Grant	\$ 47,659.89	ESSER III	\$ 12,278.87
In-Service	\$ 114.00	FKHS Pool	\$ 22,120.80		
Parent Ed.	\$ 280.08	Title I	\$ 2,486.65		
Special Ed.	\$ 155,783.99	Title II-A	\$ -		

- C. Child Nutrition Report
- D. Travel Report
- E. Acceptance of Resignations/Retirement
 - 1. Resignation –Ray Rutherford, Assistant Baseball Coach, FKHS
 - 2. Resignation – David Kincaid, Custodian, CES

Miscellaneous Reports and Discussion:

Positive Comments:

- Darrel Harbaugh commented on the Community Health Workers have completed a training with KDHE for USD 445. This means we can help students and families to received Medicaid benefits quicker than normal. He also commented on Jacob Williamson was named the SEK Coach of the year along with four students who were name to the SEK league. Mr. Harbaugh also commented that Aaron Tunstall was named the area most valuable player in football.
- Karen Rittenhouse commented on the pathways for elementary majors and how the college is working with the high school to lay the groundwork for a new path to the classroom.
- LaKisha Johnson commented recent RMS mock interviews

Central Office Reports:

1. Superintendent
 - A. High School Graduation Rate/Post-Secondary Success (*Strategic Plan #1*)
 - i. Travis Stalford, Principal FKHS presented information to the board.
 - ii. College credits have decreased at the high school compared to the previous year. Part of this is due to the teacher leaving. Admin is currently in discussion with CCC to see how to bring more college credit opportunities back to the high school.
 - iii. Graduation rate is at the gold standard 96.5 for 2022. It is slightly lower at this time. There are many situations that can impact this. Mr. Stalford gave an example of a student where simply the state had the wrong last name spelling.
 - iv. Students who are behind on credits are able to take additional courses to help make up those credits with online courses.
 - v. The state information has just come out, but the state rate has not yet been released.
 - vi. Graduation rates are broken down in multiple ways including race/ethnicity. Interestingly, usually females have a higher graduation rate as compared to males, but last years 2023 graduates were the opposite with a higher percentage of males graduating than females.

Tri-County Special Education Report

1. Tri-County Special Education Report was made verbally by Robert Roesky
2. Coordinators for elementary and high school came in and worked with the Tri-County staff. They worked with the staff for students with autism and hopes of early diagnosis.
3. Still looking for teachers. A social worker was finally hired through a waiver.
4. Director evaluation is coming up.

All remaining reports as printed on the agenda and in the Board Booklet

Action Items:

Board action to determine method to fill vacant USD 445 Board position.

Vacant position will be opened up to the public. A request would be made for anybody wanting to apply for the position would fill out a 1-page application as to why they would want to be on the board. The paper applications will be sent to the board members ahead of time. Each qualified candidate will be invited to the January meeting to tell the board in person why they would like to be on the board. The board will determine and appoint a candidate to the vacant position for the remainder of the two years in the term.

Motion made by Darrel Harbaugh to accept applications to fill vacant USD 445 Board position at the January 2024 board meeting. Seconded by Robert Roesky. Motion carried 5-0.

Board action to approve the Superintendent's recommendation and purchase preschool curriculum from Success for All for \$57,506.00.

Motion made by Robert Roesky to approve the Superintendent's recommendation and purchase preschool curriculum from Success for All for \$57,506.00. Seconded by Karen Rittenhouse. Motion carried 5-0.

Board action to approve the Superintendent's recommendation of Employee Handbook District Staff for the 2023-2024 school year.

Motion made by Karen Rittenhouse to approve the Superintendent's recommendation of Employee Handbook District Staff for the 2023-2024 school year. Seconded by LaKisha Johnson. Motion carried 5-0.

Board action to approve the Superintendent's recommendation of Employee Handbook Bargaining Unit for the 2023-2024 school year.

Motion made by Karen Rittenhouse to approve the Superintendent's recommendation of Employee Handbook Bargaining Unit for the 2023-2024 school year. Seconded by Darrel Harbaugh. Motion carried 5-0.

Action Items Personnel:

Board action to approve the Superintendent's recommendation of supplemental contracts

Motion made by Robert Roesky to approve superintendent's recommendation for employment of:

Ray Rutherford, Head Softball Coach, FKHS

Seconded by Karen Rittenhouse. Motion carried 5-0.

LaKisha Johnson left the meeting at 4:38 pm

Executive Session:

Motion made by Darrel Harbaugh to move into executive session for 20 minutes to discuss an employee(s) performance pursuant to the nonelected personnel exception and to discuss confidential student information pursuant to the exception relating to actions adversely or favorable affecting a student under the Kansas Opens Meetings Act, and the open meeting will resume in this room at 4:58 pm. Seconded by Robert Roesky. Motion carried 4-0.

LaKisha Johnson returned to the meeting at 4:38 pm.

Reconvened to Open Session at 4:58 p.m. with no action taken.

Motion made by Darrel Harbaugh to move into executive session for 20 minutes to discuss an employee(s) performance pursuant to the nonelected personnel exception and to discuss confidential student information pursuant to the exception relating to actions adversely or favorable affecting a student under the Kansas Opens Meetings Act, and the open meeting will resume in this room at 5:18 pm. Seconded by LaKisha Johnson. Motion carried 6-0.

Reconvened to Open Session at 5:18 p.m. with no action taken.

Motion made by Darrel Harbaugh to move into executive session for 15 minutes to discuss an employee(s) performance pursuant to the nonelected personnel exception and to discuss confidential student information pursuant to the exception relating to actions adversely or favorable affecting a student under the Kansas Opens Meetings Act, and the open meeting will resume in this room at 5:33 pm. Seconded by Karen Rittenhouse. Motion carried 5-0.

Reconvened to Open Session at 5:33 p.m. with no action taken.

Adjournment:

At 5:33 p.m., President, Jason Barnett adjourned this December 11, 2023 regular session of the governing Board of Education for Coffeyville Unified Schools District 445.

Clerk of the Board

Unified School District No. 445 Board of Education Meeting

December 11, 2023

Field Kindley
Memorial High
School

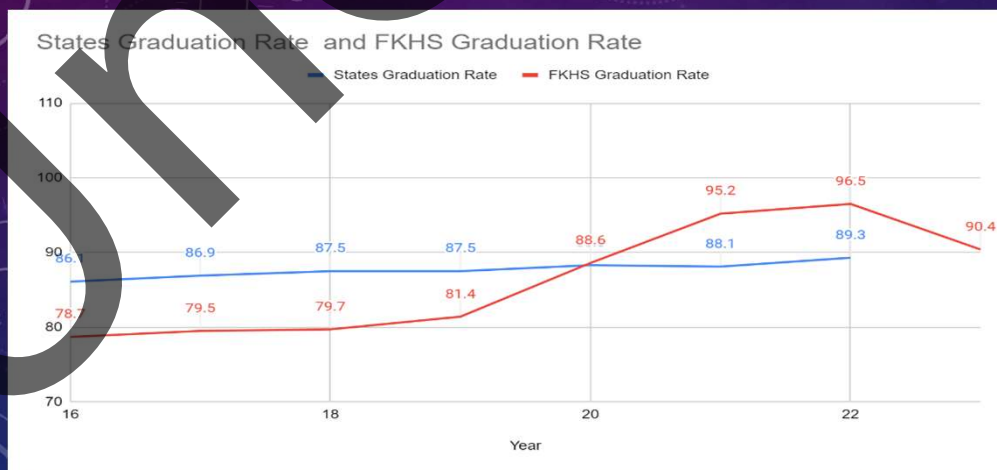
COFFEYVILLE PUBLIC
SCHOOLS USD 445



Students With College Earned

- 3 credits or more 70%
- 6 credits or more 30%

Graduation Rates



Graduation Rates by Race/Ethnicity and Gender

2020-2023 Four-Year Adjusted Cohort Summary by Race/Ethnicity and Gender (Building Level)

Race and ethnicity are based on the EXIT or EOYA record with the latest school entry date. If the EOYA and EXIT have the same school entry date then the EXIT record will be used.

Cohort Information	Ethnicity				Race									
	Hispanic		White		Nat. HI/Pacific Islander		Black/African American		American Indian/Alaska Native		Asian		Multi-Racial	
	Male	Female	Male	Female	Male	Female	Male	Female	Male	Female	Male	Female	Male	Female
Graduates	18	11	28	24	0	0	6	4	4	0	0	0	6	11
2023 Non-Graduates	0	2	4	3	0	0	0	0	0	0	0	0	0	2
2022 Non-Graduates	0	0	0	0	0	0	0	0	0	0	0	0	0	0
2021 Non-Graduates	0	0	0	1	0	0	0	0	0	0	0	0	0	0
2020 Non-Graduates	0	0	0	0	0	0	0	0	0	0	0	0	0	0
Total	18	13	32	28	0	0	6	4	4	0	0	0	6	12
Graduation Rate	100.0%	84.6%	87.5%	85.7%	NA	NA	100.0%	100.0%	100.0%	100.0%	NA	NA	100.0%	83.3%
Graduation Rate by Race/Ethnicity	93.5%		86.7%		NA		100.0%		100.0%		NA		88.9%	

What It Takes To Be Successful

Graduation Rate: The 4-year adjusted cohort graduation rate is the number of students who graduate in four years with a regular high school diploma divided by the number of students who entered high school as 9th graders four years earlier (adjusting for transfers in and out).

Success Rate: A student must meet one of the four following outcomes within two years of High School graduation.

1. Student earned an Industry Recognized Certification while in High School
2. Student earned a Postsecondary Certificate
3. Student earned a Postsecondary Degree
4. Student enrolled in Postsecondary in both the first and second year following High School graduation

Effective Rate: The calculated Graduation Rate multiplied by the calculated Success Rate.

- [Postsecondary Progress Explanation](#)
- [Postsecondary Reports User Guide v2.4](#)
- [Approved High School Certifications](#)

Risk Factors

Why did KSDE account for risk factors?

KSDE researchers used a set of risk factors and linear regression to predict the average postsecondary effectiveness rates for school districts. By including the risk factors as independent variables in the prediction, the variance of the predicted effectiveness rates is accounted for in the calculation. Once we have accounted for risk factors in the predicted rates, we can compare districts' actual effectiveness rates to their predicted ones. It is a way to compare all districts on their effectiveness rates after factors known to depress effectiveness rates, over which districts have limited influence, have been accounted for.

What were the risk factors included in the regression?

KSDE researchers used linear regression to identify factors that depress districts' postsecondary effectiveness rates. Based on this year's data the significant detractors were (1) cumulative poverty, (2) cumulative student mobility, (3) cumulative chronic absenteeism, and (4) cumulative identification of disability. These four factors explained 54.3 percent of the variance of accredited districts' effectiveness rates. Students' cumulative poverty was by far the strongest detractor of effectiveness rates.

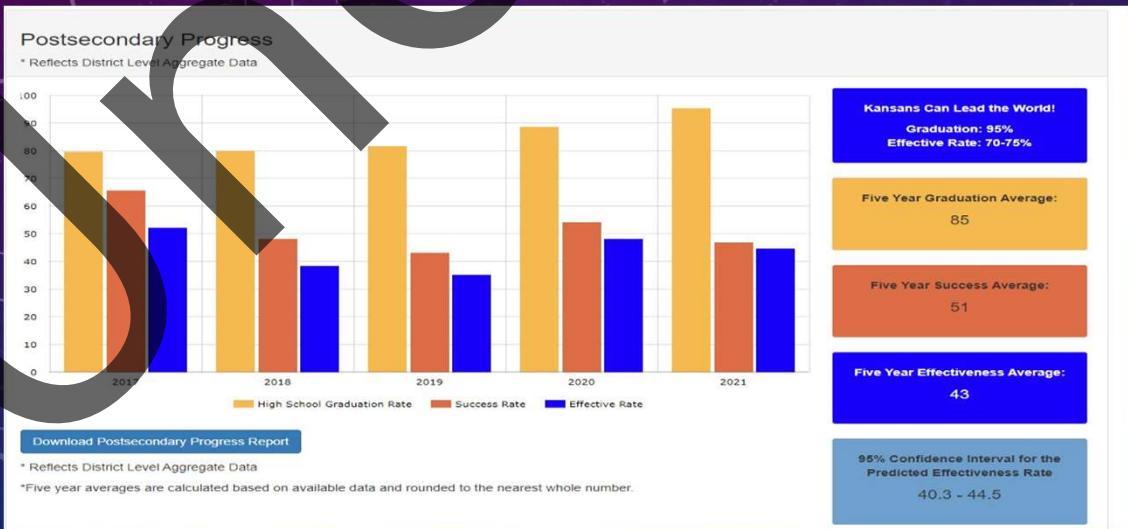
Cumulative poverty: The proportion of the students' school years spent in poverty. A school year in which the student spent any period of time eligible for free lunch was valued at one. If the student was not eligible for free lunch during the school year, but was for reduced-price lunch, the school year was valued at 0.5. For the selected five cohorts, these values were combined into the numerator. The denominator was the count of the total number of school years the selected five cohorts have attended Kansas schools.

Cumulative student mobility: The proportion of school changes during the school year. After selecting for the grades and years the five cohorts attended Kansas schools, the numerator is the number of times these students changed schools during a school year. The denominator was the count of the total number of school years the selected five cohorts have attended Kansas schools.

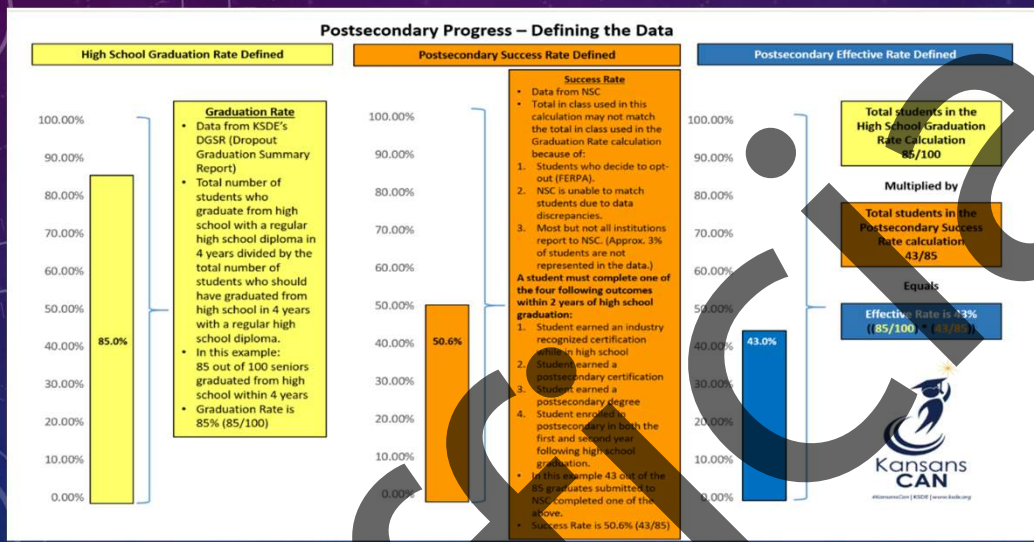
Cumulative chronic absenteeism: After selecting the five cohorts, the numerator was the count of student years in which students missed at least 10 percent or more of their days of membership in a school year. The denominator was the count of the total number of school years.

Cumulative identification of disability: The proportion of the students' school years reported to have a primary area of disability. A school year in which the student was reported to have an active Individual Education Plan (IEP) which documents that the student received special education was valued at one. For the selected five cohorts these values were combined into the numerator. The denominator was the count of the total number of school years the selected five cohorts have attended Kansas schools.

Postsecondary Success



Postsecondary Defined



Relative Performance

$$40.3 + ((44.5 - 40.3) / 2) = 42.4$$

$$42.4 - 40.3 = 2.1$$

$2.1 / 6.51 = .32$ This is above the predicted rate and within the Typical or Average

While the categories below are somewhat arbitrary because we are dealing with a normal curve and a continuous distribution, we could categorize different performance levels like this:

Far above average = ≥ 1.5 standard deviations (sd) above the mean or predicted rate

Above average = > 1 sd but < 1.5 sd above the predicted rate

Typical or average = ≤ 1 sd above and ≥ -1 sd below the predicted rate

Below average = < -1 sd below and > -1.5 sd below the predicted rate

Far below average = ≤ -1.5 sd below the predicted rate