



# **BERGENFIELD PUBLIC SCHOOLS**

**Testing Report Part I:  
NJGPA, ACCESS 2.0 and DLM  
2023-2024**

# THE NJGPA

New Jersey Graduation Proficiency





# ABOUT THE NJ GRADUATION PROFICIENCY ASSESSMENT: NJGPA

- Statute requires the State graduation proficiency assessment to administered to all grade 11 students. (N.J.S.A. 18A:7C-6)
- NJGPA is designed to measure the extent to which students are graduation ready in English Language Arts (ELA) and Mathematics.
- Graduation readiness is reported separately for each content component.
- The ELA component is aligned to the grade 10 standards.
- The Mathematics component is aligned to Algebra I and Geometry standards.

(From NJDOE)



## NJGPA CONTINUED...

- Students who take but do not meet the minimum required score on each component of the assessment will have the opportunity to receive additional supports and may take the following steps:
  - Retake the ELA and/or mathematics components of the New Jersey Graduation Proficiency Assessment in the following summer or fall;
  - Meet a designated cut score from the menu of substitute competency tests; or
  - Complete a portfolio appeal.

(From NJDOE)



# NJGPA PARTICIPATION

## Percent Participation

<b>Content</b>	<b>Percent of Eligible Students Who Participated in the Test March 2024</b>
<b>ELA</b>	99.07%
<b>Math</b>	99.69%

## Number of Students Tested

<b>Content</b>	<b>Grade 11</b>	<b>Grade 12</b>
<b>ELA</b>	308	21
<b>Math</b>	308	21

# 2024 DISTRICT AND STATE COMPARISON FOR COLLEGE READINESS

Content	District Graduation Ready	State Graduation Ready	District Not Ready	State Not Ready
ELA	86.8	81.6	13.2	18.4
Math	59.4	54.7	40.6	45.3

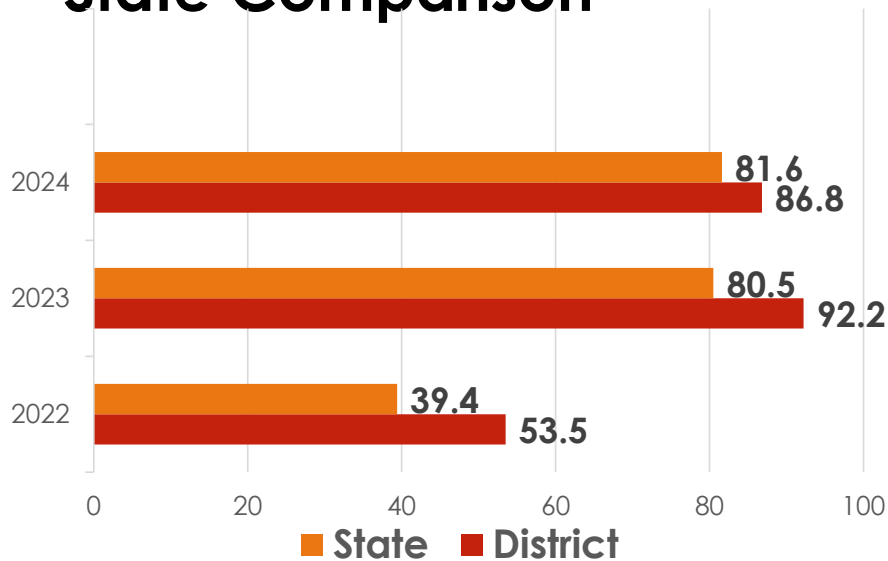
Note: This data cannot be separated by grades 11 and 12 because one or more subgroup contains a number less than 10.

# 2023-2024 DISTRICT COMPARISON FOR COLLEGE READINESS

Content	District Graduation Ready 2023	District Graduation Ready 2024	District Not Ready 2023	District Not Ready 2024	Difference
ELA	92.2	86.8	7.8	13.2	-5.4
Math	69.8	59.4	30.2	40.6	-10.4

# ELA GRADUATION READY: 3 YEAR PROGRESSION

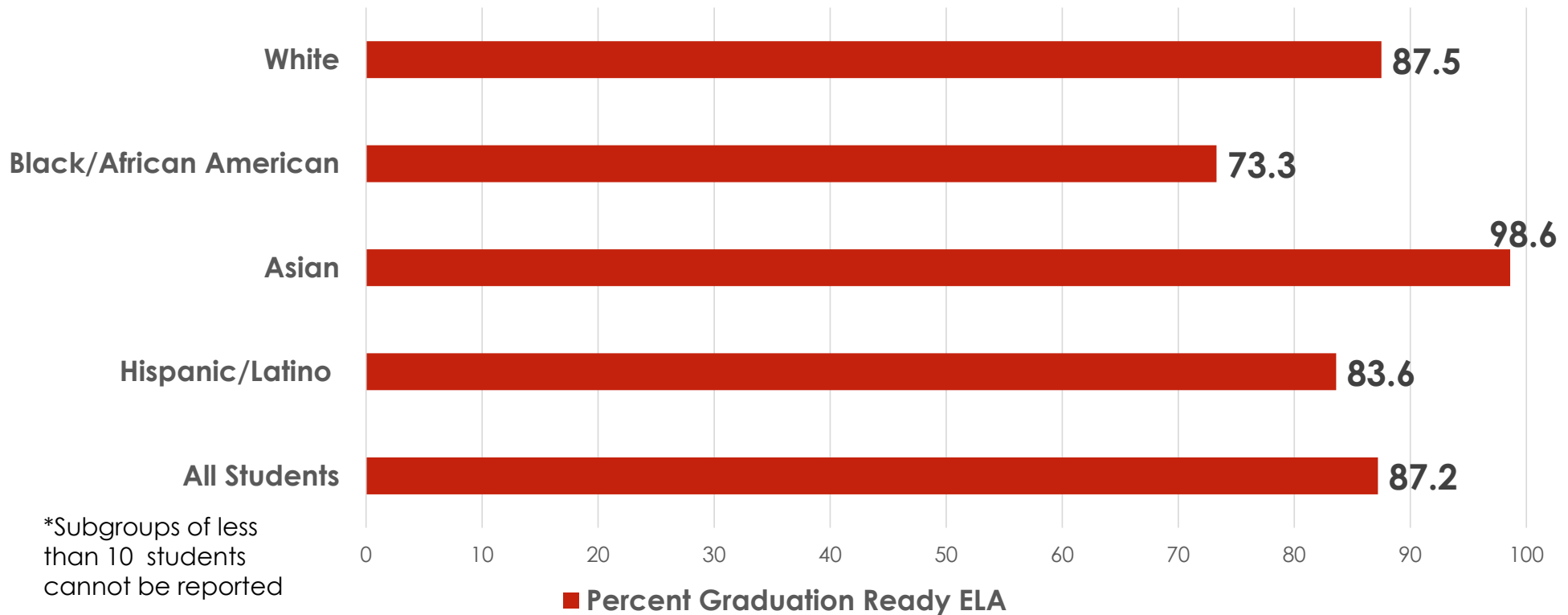
## State Comparison



## Population

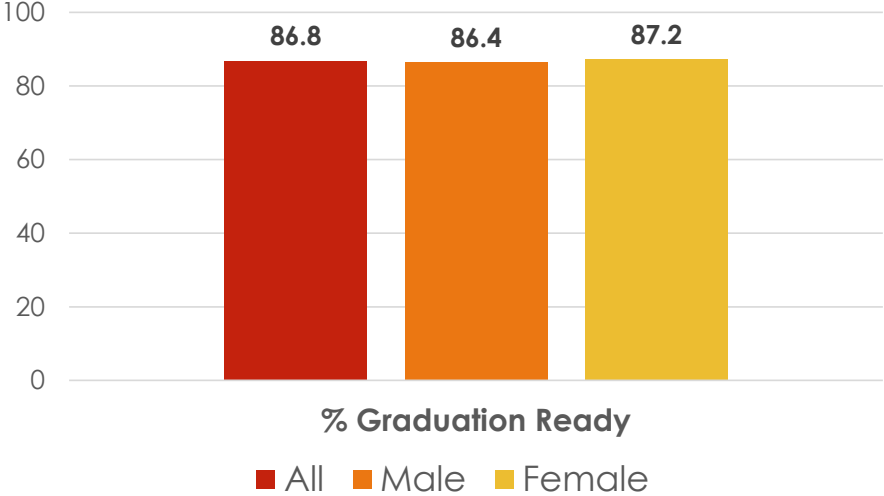
- In **2024** 318 students tested
  - 72 (23%) had an IEP or 504
  - 19 (6%) were MLs
- In **2023** 321 students tested
  - 40 (12%) had an IEP or 504
  - 12 (4%) were MLs
- In **2022** 286 students tested
  - 47 (16%) had an IEP or 504
  - Fewer than 10 MLs were tested

# ELA DEMOGRAPHIC COMPARISON

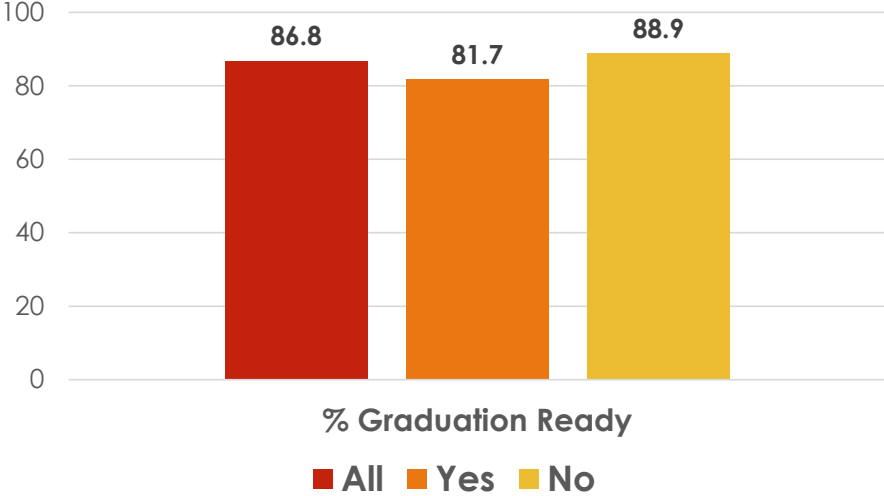


# ELA DEMOGRAPHICS (CONTINUED)

## Gender

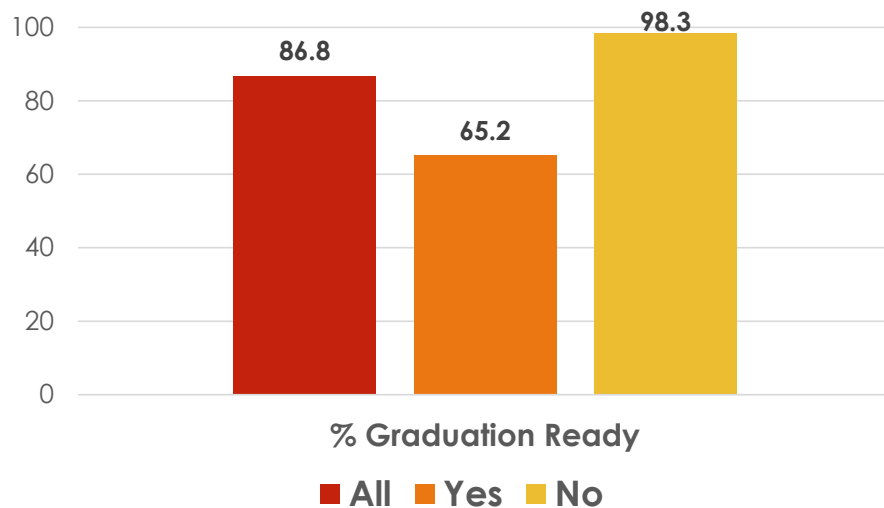


## Economically Disadvantaged



# ELA DEMOGRAPHICS (CONTINUED)

## IEP and 504

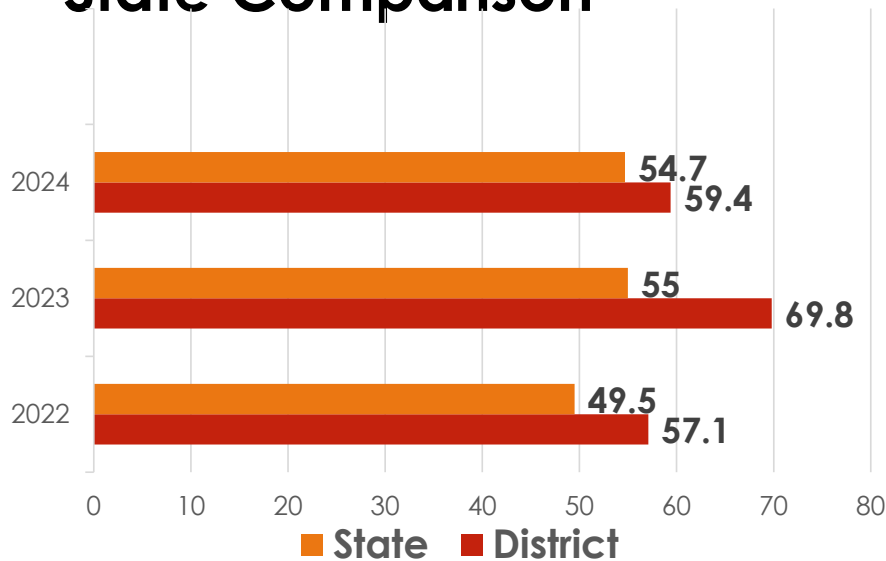


## Multilanguage Learners

- 19 ML students took the assessment.
- A portion of the students had been in the country for several months, while other, several years.
- Performance for multilanguage learners cannot be shared due to population size.

# MATH GRADUATION READY: 3 YEAR PROGRESSION

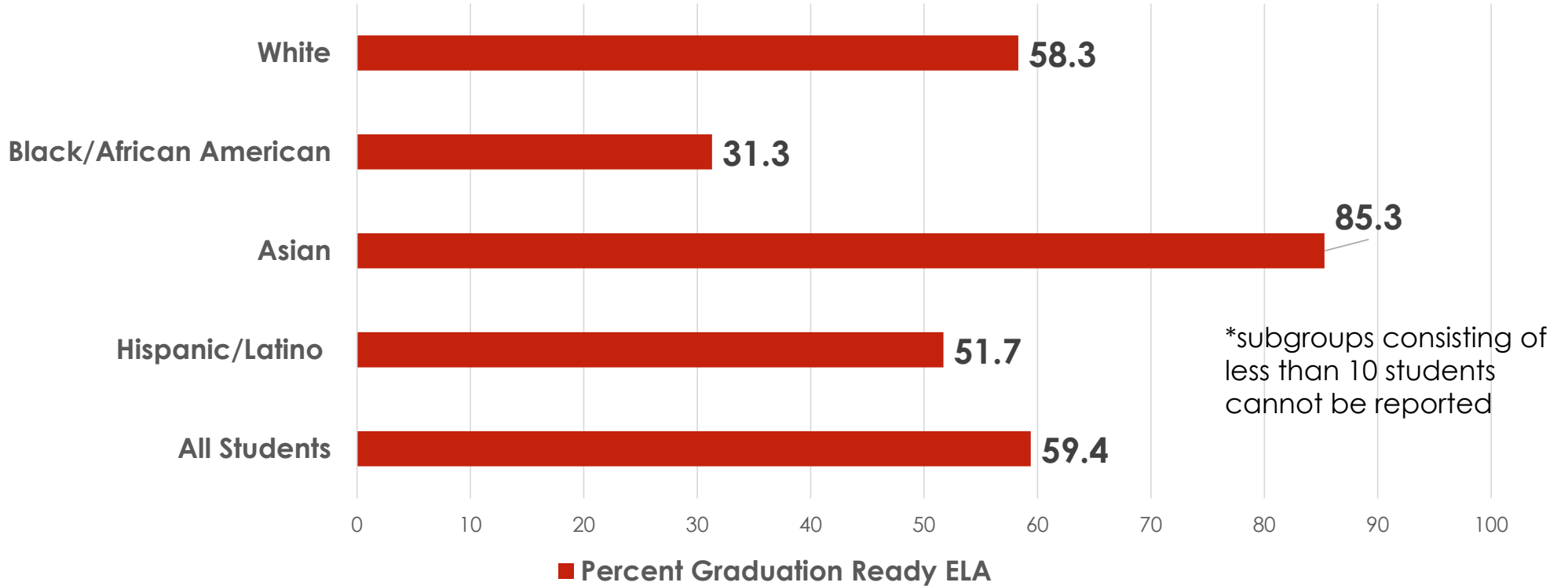
## State Comparison



## Population

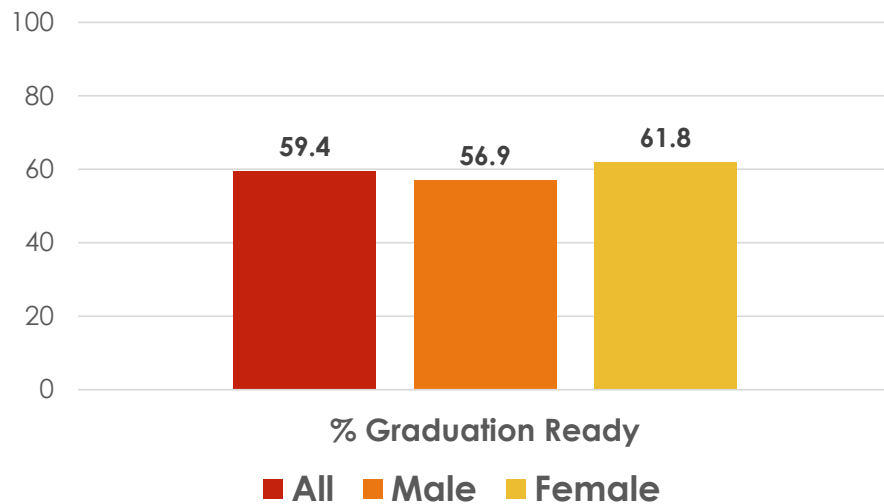
- In **2024** 318 students tested
  - 73 (23%) had an IEP or 504
  - 18 (6%) were MLs
- In **2023** 325 students tested
  - 40 (12%) had an IEP or 504
  - 16 (5%) were MLs
- In **2022** 287 students tested
  - 47 (16%) had an IEP or 504
  - 10 or less MLs were tested

# MATH DEMOGRAPHIC COMPARISON

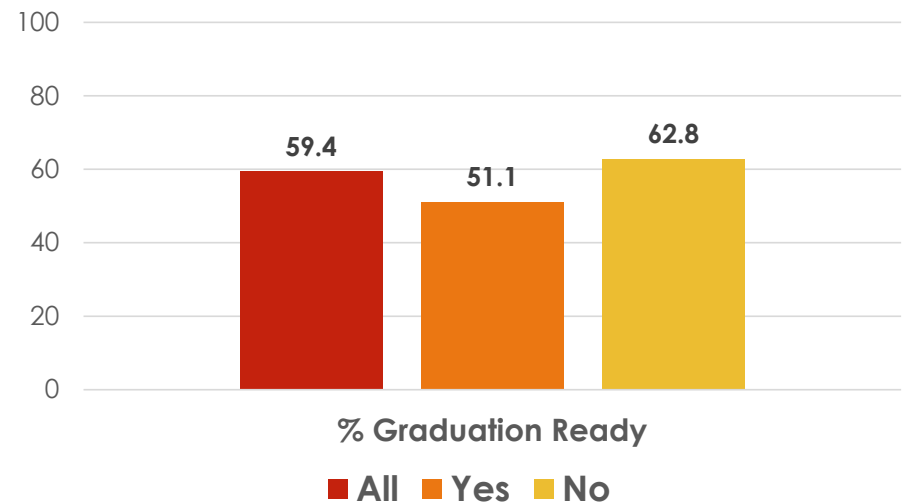


# MATH DEMOGRAPHICS (CONTINUED)

## Gender

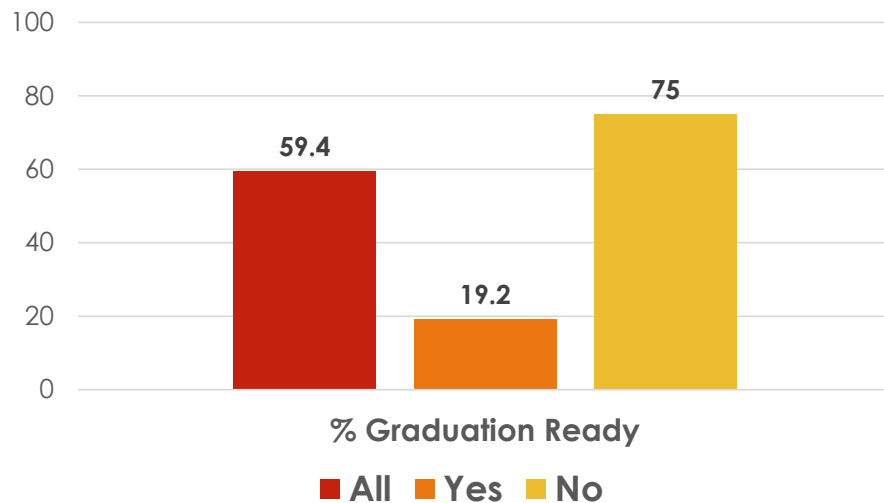


## Economically Disadvantaged



# MATH DEMOGRAPHICS (CONTINUED)

## IEP and 504




## Other Information

- 19 ML students took the assessment.
- A portion of the students had been in the country for several months, while other, several years.
- Performance for multilanguage learners cannot be shared due to population size.

# THE PATH FORWARD...

- **A new plan for English and Math lab classes**

- MP 1 is devoted to NJGPA Fall Retakes for seniors
  - (5) sections of math lab and (2) sections of ELA lab
  - Updated curriculum to reflect areas of greatest need as per testing data
    - MATH: Geometry, Type III Reasoning
    - ELA: Informational Texts - historical
  - Increase the frequency – from 2 days to 7 days of the 8 day cycle
  - After Fall Block Retakes – Accuplacer preparation begins
- MP 2 is for preparing at risk juniors for the Spring NJGPA test (3) sections for math lab and (1) section for ELA lab
  - Pre-Intervention, midpoint, post-intervention data
  - Meets 7 out of the 8 day cycle
- MP 3 and 4
  - Push in services for NJSLA preparation





# **ACCESS 2.0**

Winter/Spring 2024

# ACCESS 2.0 PARTICIPATION K-12

Grade	2021-2022	2022-2023	2023-2024
Kindergarten	29	*	44
1 <sup>st</sup>	17	*	34
2 <sup>nd</sup>	14	12	22
3 <sup>rd</sup>	26	23	29
4 <sup>th</sup>	14	15	13
5 <sup>th</sup>	*	18	11
6 <sup>th</sup>	16	37	16
7 <sup>th</sup>	11	29	14
8 <sup>th</sup>	17	41	19
9 <sup>th</sup>	*	36	32
10 <sup>th</sup>	*	21	26
11 <sup>th</sup>	14	26	15
12 <sup>th</sup>	*	21	18
<b>Total</b>	***	***	293
<b># New to District</b>	<b>37</b>	<b>76</b>	<b>120</b>

# ACCESS 2.0 RESULTS

	2021-2022	2022-2023	2023-2024
Elementary Students Scoring a 4 or Above	17	18	19
Secondary Students Scoring a 4 or Above		15	19





# **DLM: DYNAMIC LEARNING MAPS**

Spring 2024

# DLM PARTICIPATION

Subject	2023-2024
ELA	21
Math	22
Science (Gr. 5, 8 and 11)	**

\*\*Data points involving 10 or less students are not reported in order to maintain student confidentiality.



# THE PATH FORWARD

- Continue extended day program to support MLs and special education students at the elementary and secondary levels
- Increase inclusion opportunities at all grade bands
  - Sustained Professional Development and Coaching K-5 began 6/2024
  - Sustained Professional Development and Coaching 6-12 begins 9/2024
- Continue Project Welcome to increase family engagement, identify additional supports for multilanguage learners and their families
  - Monthly meetings with translation services, refreshments, surveys, etc.
- Continue Latino Promise
- Continue Professional Development initiatives for SEI
- Continue Professional Development initiatives for differentiated instruction

