

Finding a Chiropractor in the OAP Network

For the OAP search please follow these steps:

1. Go to Cigna.com, click on Find a Doctor, Dentist or Facility
2. Under **Not a Cigna Customer Yet?** click on Plans through your **employer or school**
3. Enter desired zip code or city and click **Doctor by type**
4. In the search box type in “chiro” and a box will pop up with options. Click the **Chiropractor** option and **continue as guest**
4. Under Medical plan, pick the **OAP, OAP HDHP, OAPIN, OAPIN HDHP – Open Access Plus, Open Access Plus Tiered**
5. You will then see the results pop up for your desired area. You can expand the search by using the filter keys on the top of the screen and widen the miles within your search.

See below for the results for the OAP search:

Please Select a Plan

HMO, HMO POS, Network, Network POS
Southern California

HMO, Network
Southern California SELECT
Southern California VALUE

LocalPlus, LocalPlus HDHP, LocalPlus IN, LocalPlus IN HDHP
LocalPlus


OAP, OAP HDHP, OAPIN, OAPIN HDHP
Open Access Plus, Open Access Plus Tiered
Open Access Plus, Open Access Plus Tiered with CareLink

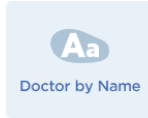
PPO, PPO HDHP, EPO, EPO HDHP
PPO, PPO Tiered


Back

Find a Doctor, Dentist, or Facility in

Costa Mesa, CA 92626

 Doctor by Type

 Doctor by Name

 Health Facilities and Group Practices

chiro

Chiropractor

Chiroprapist