

# Guide to Logging on to Study Island

## OT MEDIA CENTER



- 1.) If you log in to your Chromebook and find yourself at the “Monroe Township School District” Page you need to get to the Oak Tree School Page. So in the top right corner click the words that say : **OUR SCHOOLS**
- 2.) Then a menu of school names will open up. Use your down key **arrow** to scroll down. When you are on Oak Tree School then hit the **ENTER** key. That should take you to the **OAK TREE SCHOOL WEBSITE.**



- 3.) Then at top of page click **MEDIA CENTER.**



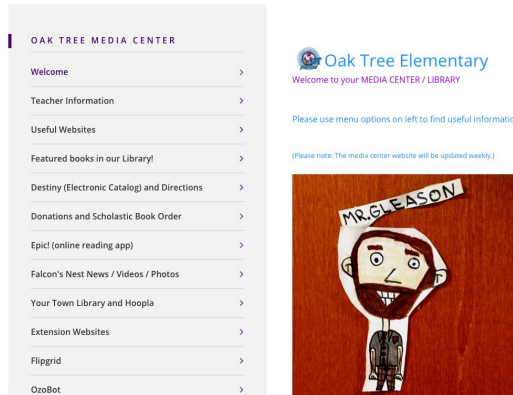
**OAK TREE ELEMENTARY SCHOOL**  
of the Falcons




# Guide to Logging on to Study Island


OT MEDIA CENTER


4.) You should then be on the MEDIA CENTER website that looks like:



5.) Click **USEFUL WEBSITES** on the left menu. You will then see this page:

  
**Reading Eggs:** A skill based interactive and immersive website that features leveled reading and phonic adventures as well as a digital online reading library. Older students can sign in to Reading Eggspress to access 2nd to 6th grade activities.  
<http://readingeggs.com/>  
Ask your teacher for your account information.

  
**Study Island**  
**Study Island:** A skill based interactive website that includes both ELA and MATH skills including videos, games, quizzes, and more.  
<http://www.studyisland.com/>  
Ask your teacher for your account information.

  
**BookFLIX:** An online reading and video site that matches award winning children's picture books with non-fiction text.  
<http://auth.grolier.com/login/bookflix/login.php>  
Use oakflix and flix.

6.) Click the **STUDY ISLAND** link

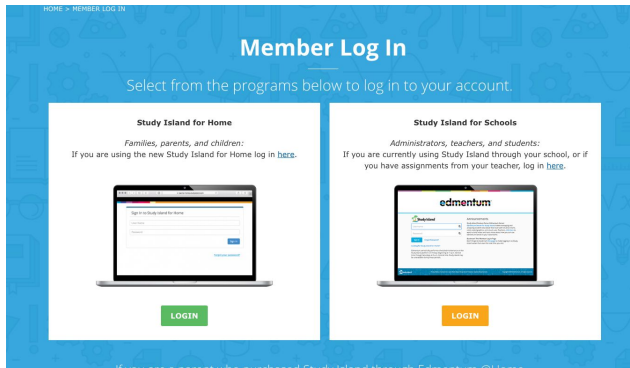
7.) When you are on the **STUDY ISLAND** website click the orange button at the top right that says **LOGIN**.



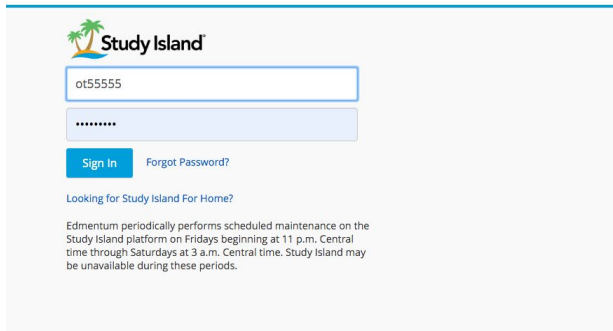
# Guide to Logging on to Study Island

OT MEDIA CENTER


8.) Then scroll down and click the orange LOGIN button again on the bottom right for **SCHOOLS**.



9.) Log in using **ot** plus your **lunch code** and **ot123456** as your password.



10.) Then click NJ programs on the left side of the screen.



# Guide to Logging on to Study Island

OT MEDIA CENTER

11.) Then choose a subject (Math or ELA).

2nd Grade - NJ Standards Mastery

Program: 2nd Grade - NJ Standards Mastery

Subject: Select a Subject

12.) Then click a skill of your choice.

5. Progress Indicators for Writing			
a. Introducing and Concluding Topics	90% (9/10)	90% (9/10)	W.2.1.; W.2.2.; W...
b. Supporting and Developing Topics	90% (9/10)	68% (34/50)	W.2.1.; W.2.2.; W...
c. Transitions	60% (6/10)	55% (11/20)	W.2.1.; W.2.3.
d. Focus on a Topic			W.2.5.
e. Revising			W.2.5.
f. Editing			W.2.5.
g. Recalling Information			W.2.8.
h. Gathering Information			W.2.8.
6. Progress Indicators for Language			
a. Nouns	90% (9/10)	77.5% (62/80)	L.2.1.A.
b. Plurals	70% (7/10)	70% (7/10)	L.2.1.B.

13.) Choose Game mode.

vising

Passing Goal: 10 Items & 70% | My Best Score: - | [Standard Details](#)

Lesson Practice Game Mode Printable Worksheets

14.) Choose a game!

Puzzle Games Action Games Sports Games

Balloon Pilot

Race to the end!  
Fly your balloon to the finish line as quickly as possible! Be sure to dodge obstacles and catch gems.

PLAY!

15.) Answer questions. Play the game. Have fun. Get smarter! If you score 70% or above you will earn a BLUE RIBBON!

# Guide to Logging on to Study Island

OT MEDIA CENTER