

A Model Integrated Pest Management Policy for New Jersey Schools

The New Jersey School Integrated Pest Management Act of 2002 requires schools to implement a school integrated pest management policy.

The law requires the superintendent of the school district, for each school in the district, the board of trustees of a charter school, and the principal or lead administrator of a private school, as appropriate, to implement Integrated Pest Management (IPM) procedures to control pests and minimize exposure of children, faculty, and staff to pesticides. **Mahwah Township Public Schools** shall therefore develop and maintain an IPM plan as part of the school's policy.

Integrated pest management procedures in schools

Implementation of IPM procedures will determine when to control pests and whether to use mechanical, physical, cultural, biological or chemical methods. Applying IPM principles prevents unacceptable levels of pest damage by the most economical means and with the least possible hazard to people, property, and the environment.

Each school shall consider the full range of management options, including no action at all. Non-pesticide pest management methods are to be used whenever possible. The choice of using a pesticide shall be based on a review of all other available options and a determination that these options are not effective or not reasonable. When it is determined that a pesticide must be used, low impact pesticides and methods are preferred and shall be considered for use first.

Development of IPM plans

The school IPM plan is a blueprint of how **Mahwah Township Public Schools** will manage pests through IPM methods. The school IPM plan states the school's goals regarding the management of pests and the use of pesticides. It reflects the school's site-specific needs. The IPM plan shall provide a description of how each component of the school IPM policy will be implemented at the school. For Public schools, the Local School Board, in collaboration with the school building administrator (principal), shall be responsible for the development of the IPM plan for this school. For Charter schools and non-public schools, the development of the IPM plan shall be the responsibility of the Board of Trustees or the Principal or Lead Administrator.

IPM Coordinator

The **Mahwah Township Public School District** shall designate an integrated pest management coordinator, who is responsible for the implementation of the school integrated pest management policy.

Education /Training

The school community will be educated about potential pest problems and IPM methods used to achieve the pest management objectives.

The IPM Coordinator, other school staff and pesticide applicators involved with implementation of the school IPM policy will be trained in appropriate components of IPM as it pertains to the school environment.

Students, parents/guardians will be provided information on this policy and instructed on how they can contribute to the success of the IPM program.

Record keeping

Records of pesticide use shall be maintained on site to meet the requirements of the state regulatory agency and the school board.

Records shall also include, but are not limited to, pest surveillance data sheets and other non-pesticide pest management methods and practices utilized.

Notification/Posting

The IPM Coordinator is responsible for timely notification to students' parents or guardians and the school staff of pesticide treatments pursuant to the School IPM Act.

Re-entry

Re-entry to a pesticide treated area shall conform to the requirements of the School IPM Act.

Pesticide applicators

The IPM coordinator shall ensure that applicators follow state regulations, including licensing requirements and label precautions, and must comply with all components of the School IPM Policy.

Evaluation

Annually, for public schools, the Principal will report to the local school board on the effectiveness of the IPM plan and make recommendations for improvement as needed. For non-public schools and charter schools, the Lead Administrator or Principal shall report to their respective governing boards on the effectiveness of the school IPM plan and make recommendations for improvement as needed.

The local school board or other respective governing boards directs the Principal or Lead Administrator to develop regulations/procedures for the implementation of this policy.

Authorizing Regulatory references

The School Integrated Pest Management Act of 2002
N.J.A.C. Title 7 Chapter 30 Subchapters 1-12
Pesticide Control Act of 1971

Revised 9/12/03

Pest Problem Report



Date: _____

To: **Gregory Romero, Jr** (School IPM Coordinator)

From: _____

Subject: Pest Problem Report

Date and time witnessed problem: _____

Location (Building name/Room #/name/outdoor area): _____

I have seen either pests or signs of pest activity as checked below:

Insect and spider pests:

- Ants
- Flies
- Lice
- Fleas
- Spiders
- Cockroaches
- Termites
- Firebrats, silverfish, & booklice
- Pantry pests: adult moths, larvae in foodstuffs
- Wasps, hornets, or bees
- Spider webs
- Droppings
- Damaged wood
- Mud tunnels
- Piles of wings near windows
- Frass: Debris or excrement produced by insects; for example, chewed wood debris from carpenter ants. Includes suspicious piles of fine dust or powder.
- Wasp mud or paper nests
- Eggs and egg sacs
- Silk shelters and cocoons
- Holes in fabric

Mice and other rodents:

- Droppings
- Urine stains
- Tracks (in dust or soft, moist soil)
- Gnawing damage
- Burrows next to walls around the exterior of structure
- "Runways" (areas where rodents frequently run, usually along walls, where there is an absence of dust or dirt)
- Grease marks along walls next to runways (from oil and dirt on rodent fur)
- Live rodents
- Dead rodent (please call immediately!)
- Rodent odors (especially mice); strong odor if dead

Sample Indoor Pest Thresholds



Pest	Classrooms/ Public Areas	Storage/ Maintenance Areas	Infirmary	Kitchen/ Cafeteria	Grounds
Ants (common house)	5/room	5/100 ft ² in 2 successive periods	1/room	3/room	2 mounds/yard
Ants (carpenter)	3/room	3/room	1/room	2/room	1 nest within 25 ft.
Bees (honey)	1/room	3/room	1/room	1/room	If children threatened
Bees (bumble)	1/room	3/room	1/room	1/room	If children threatened
Bees (carpenter)	1/room	3/room	1/room	1/room	If children threatened; 1 carpenter bee/5 linear feet
Cockroaches	1/room	5/room	1/room	1/room	If noticeable or invading
Crickets	3/room	10/room	1/room	2/room	If nuisance
House Flies	3/room	5/room	1/room	1/room	5/trash can; 10/dumpster
Lice (head or body)	<i>Take no action, refer to nurse</i>				
Mice	1/room	1/room	1/room	1/room	Burrows or activity in any student area
Rats	1/room	1/room	1/room	1/room	Any burrows/activity
Silverfish	1/room	2/room	1/room	2/room	N/A
Centipede	1/room	2/room	1/room	2/room	N/A
Spiders (poisonous)	1/room	1/room	1/room	1/room	1/activity area
Spiders (others)	1/room	3/room	1/room	1/room	Only if nuisance
Wasps, Hornets, Yellowjackets	1/room	1/room	1/room	1/room	10/10 minutes at trash; 1 if threatening children

Source: Maryland Department of Agriculture Pesticide Regulation Section.
 “Action Thresholds in School IPM Programs” Supplemental Materials for
 Integrated Pest Management - IPM Training Manual. Printed May 2000.
 Accessed 4/27/04 at <http://www.mda.state.md.us/plant/ipmacthr.pdf>.

Now posted @ <http://www.pestmanagement.rutgers.edu/IPM/SchoolIPM/ActionThresh.pdf>

IPM Priorities Checklist for Mahwah Township Public Schools



Date Generated: 8/1/24 By: Gregory Romero, Jr: Director of Buildings and Grounds

The following is a checklist of pest prevention and control measures that may be necessary in key areas throughout the school facility. This list should be used by the School IPM Coordinator as a working document to keep track of priorities for pest management at the school by location and responsible party. Check all that apply. Indicate responsible party for fixing the problem at location(s) listed. Use and attach maps as key for locations if necessary. It should be first completed after the preliminary site assessment of the School. Update and revise as needed.

Priorities	Responsible Party	Location(s): name or map key
INDOORS		
Entryways (including doorways, overhead doors, windows, holes in exterior walls, electrical fixtures, openings around pipes, drains, ducts and loading docks)		
<input type="checkbox"/> close doors which are propped or left open; advise staff	<u>Principal</u>	
<input type="checkbox"/> install weather-stripping and door sweeps	<u>Maintenance</u>	
<input type="checkbox"/> caulk and seal wall cracks and crevices	<u>Maintenance</u>	
<input type="checkbox"/> install screens in doors and windows and keep them in good repair	<u>Maintenance</u>	
<input type="checkbox"/> keep shrubs, grass, and mulches at least one foot away from buildings	<u>Maintenance</u>	
<input type="checkbox"/> eliminate food waste and debris from loading docks	<u>Custodial</u>	
Classrooms and Offices (including classrooms, laboratories, libraries, administration offices, auditoriums, gymnasiums, hallways, and stairways)		
<input type="checkbox"/> allow food and beverages in designated areas only (see below)	<u>Principal</u>	
<input type="checkbox"/> prohibit the extended storage of food in desks and lockers	<u>Principal</u>	
<input type="checkbox"/> regularly clean lockers and desks	<u>Custodial</u>	
<input type="checkbox"/> lockers are emptied & cleaned twice a year: at winter break and at the end of each school year	<u>Custodial</u>	
<input type="checkbox"/> store craft supplies and pet food in tightly sealed containers	<u>Food Service</u>	
<input type="checkbox"/> inspect plants and animals (for example: science projects, houseplants) regularly for pest problems; maintain animal cage cleanliness	<u>Teacher</u>	
<input type="checkbox"/> keep areas as dry as possible by fixing dripping faucets and leaks, and removing standing water and water-damaged or wet materials.	<u>Maintenance</u>	
<input type="checkbox"/> traps:	<u>Pest Professional</u>	
<input type="checkbox"/> monitors:	<u>Maintenance</u>	
<input type="checkbox"/> low impact pesticide application (only if /where necessary):	<u>Pest Professional</u>	
<input type="checkbox"/> non low impact pesticide application (only if/where necessary):	<u>Pest Professional</u>	
Waste Disposal and Recycling Areas (including garbage cans, dumpsters, recycling bins, and outdoor garbage storage areas)		
<input type="checkbox"/> secure dumpsters with heavy, tight-fitting lids	<u>Custodial</u>	
<input type="checkbox"/> clean the outsides of dumpsters regularly; check and clean up spills	<u>Custodial</u>	

<input type="checkbox"/> dispose of food wastes securely in tightly secured plastic bags	<u>Custodial</u>	
<input type="checkbox"/> clean in, under, and around recycling bins routinely	<u>Custodial</u>	
<input type="checkbox"/> remove recyclables to outside disposal frequently	<u>Custodial</u>	
<input type="checkbox"/> all waste receptacles are lined with plastic bags	<u>Custodial</u>	
<input type="checkbox"/> garbage cans are emptied daily	<u>Custodial</u>	
<input type="checkbox"/> stored waste is collected and moved off site at least ONCE weekly	<u>Township of Mahwah</u>	
<input type="checkbox"/> traps:	<u>Pest Professional</u>	
<input type="checkbox"/> monitors:	<u>Pest Professional</u>	
<input type="checkbox"/> low impact pesticide application (only if /where necessary):	<u>Pest Professional</u>	
<input type="checkbox"/> non low impact pesticide application (only if/where necessary):	<u>Pest Professional</u>	
Food Preparation and Serving Areas (including cafeteria, kitchen, teacher's lounge, home economics room, snack area, vending machines, food storage areas, and walk-in coolers)		
<input type="checkbox"/> store food, beverages and food wastes in tightly sealed, lidded containers that are inaccessible to pests	<u>Food Service</u>	
<input type="checkbox"/> remove food waste daily	<u>Custodial</u>	
<input type="checkbox"/> screen vents, windows, and floor drains to prevent cockroaches and other pests from using unscreened ducts or vents as pathways	<u>Maintenance</u>	
<input type="checkbox"/> keep area clean and dry by sweeping and mopping	<u>Custodial</u>	
<input type="checkbox"/> keep area clean by quickly disposing of food waste	<u>Custodial</u>	
<input type="checkbox"/> keep clean work areas with coffee machines, and microwave and toaster ovens	<u>Food Service</u>	
<input type="checkbox"/> keep area clean by removing clutter	<u>Principal</u>	
<input type="checkbox"/> keep area clean and dry by fixing leaky pipes and faucets	<u>Maintenance</u>	
<input type="checkbox"/> clean grease traps regularly	<u>Maintenance</u>	
<input type="checkbox"/> remove grease accumulation from all vents/oven/stove surfaces	<u>Food Service</u>	
<input type="checkbox"/> caulk cracks and crevices	<u>Maintenance</u>	
<input type="checkbox"/> clean behind and underneath appliances, coolers, vending machines, and waste disposal units at least monthly	<u>Custodial</u>	
<input type="checkbox"/> floors are cleaned and/or vacuumed daily where food/drink is served.	<u>Custodial</u>	
<input type="checkbox"/> trash and garbage is removed from building premises daily in areas where food/drink is served.	<u>Custodial</u>	
<input type="checkbox"/> traps:	<u>Pest Professional</u>	
<input type="checkbox"/> monitors:	<u>Pest Professional</u>	
<input type="checkbox"/> low impact pesticide application (only if /where necessary):	<u>Pest Professional</u>	
<input type="checkbox"/> non low impact pesticide application (only if/where necessary):	<u>Pest Professional</u>	
Maintenance Room Areas and Areas with Extensive Plumbing (including bathrooms, sinks, utility closets, locker rooms, dish rooms, laboratories, art studios, home economics rooms, pool areas, boiler room, mechanical room, mop room, and pipe chases)		
<input type="checkbox"/> repair leaks and other plumbing problems immediately to deny pests	<u>Maintenance</u>	

access to water		
<input type="checkbox"/> avoid conditions that allow formation of condensation. Areas that never dry out are conducive to molds and fungi. Increasing ventilation may be necessary.	<u>Maintenance</u>	
<input type="checkbox"/> clean floor drains routinely	<u>Maintenance</u>	
<input type="checkbox"/> clean mops and buckets promptly, dry buckets and hang mops off of floor above drain	<u>Custodial</u>	
<input type="checkbox"/> seal pipe chases	<u>Maintenance</u>	
<input type="checkbox"/> eliminate piles of clutter	<u>Principal</u>	
<input type="checkbox"/> remove trash regularly	<u>Custodial</u>	
<input type="checkbox"/> traps:	<u>Pest Professional</u>	
<input type="checkbox"/> monitors:	<u>Pest Professional</u>	
<input type="checkbox"/> low impact pesticide application (only if /where necessary):	<u>Pest Professional</u>	
<input type="checkbox"/> non low impact pesticide application (only if/where necessary):	<u>Pest Professional</u>	

OUTDOORS		
Typical Pests; Mice and rats. Turf pests; broad leaf and grassy weeds, insects such as beetle grubs or sod web worms, diseases such as brown patch, and vertebrates such as moles. Ornamental plant pests, plant diseases, and insects such as thrips, aphids, Japanese beetles, and bag worms.		
Playgrounds, Parking Lots, Athletic Fields, Loading Docks, and Refuse Dumpsters		
<input type="checkbox"/> Regularly clean trash containers and gutters and remove all waste, especially food and paper debris.	<u>Custodial</u>	
<input type="checkbox"/> Secure lids on trash containers.	<u>Custodial</u>	
<input type="checkbox"/> Repair cracks in pavement and side walks.	<u>Maintenance</u>	
<input type="checkbox"/> Provide adequate drainage away from the structure and on the grounds.	<u>Maintenance</u>	
<input type="checkbox"/> Low impact pesticide application:	<u>Pest Professional</u>	
<input type="checkbox"/> Non low impact pesticide application:	<u>Pest Professional</u>	
Turf (lawns, athletic fields, and playgrounds.)		
<input type="checkbox"/> Maintain healthy turf by selecting a mixture of turf types (certified seed, sod, or plugs) best adapted for the area.	<u>Maintenance</u>	
<input type="checkbox"/> Check Rutgers Cooperative Extension for recommendations on turf types, management practices, or other information.	<u>Maintenance</u>	
<input type="checkbox"/> Raise mowing heights for turf to enhance its competition with weeds; adjust cutting height of mower, depending on the grass type; sharpen mower blades; and vary mowing patterns to help reduce soil compaction.	<u>Maintenance</u>	
<input type="checkbox"/> Water turf infrequently but sufficiently during morning hours to let turf dry out before nightfall; let soil dry slightly between waterings.	<u>Maintenance</u>	
<input type="checkbox"/> Provide good drainage, and periodically inspect turf for evidence of pests or diseases.	<u>Maintenance</u>	
<input type="checkbox"/> Allow grass clippings to remain in the turf (use a mulching mower or mow often) or compost with other organic material.	<u>Maintenance</u>	

<input type="checkbox"/> Have soil tested to determine pH and fertilizer requirements.	<u>Maintenance</u>	
<input type="checkbox"/> Use a dethatcher to remove thatch. Do this in early fall or early spring when the lawns can recover and when over seeding operations are likely to be more successful.	<u>Maintenance</u>	
<input type="checkbox"/> Time fertilizer application appropriately, because excessive fertilizer can cause additional problems, including weed and disease outbreaks. Apply lime if necessary. Use aeration to place soil on top of thatch so microbes from soil can decompose thatch.	<u>Maintenance</u>	
<input type="checkbox"/> Seed over existing turf in fall or early spring.	<u>Maintenance</u>	
<input type="checkbox"/> low impact pesticide application (only if /where necessary):	<u>N/A</u>	
<input type="checkbox"/> non low impact pesticide application (only if/where necessary):	<u>N/A</u>	
Ornamental Shrubs and Trees		
<input type="checkbox"/> Choose the right plant for the right place by consulting the Rutgers Cooperative Extension agents (see ‘commercial clients’ phone listings @ http://www.rce.rutgers.edu/mastergardeners/helplines.asp) for your County.	<u>Maintenance</u>	
<input type="checkbox"/> Diversify landscape plantings—when large areas are planted with a single species of plant, a pest can devastate the entire area.	<u>Maintenance</u>	
<input type="checkbox"/> Apply fertilizer and nutrients to annuals and perennials during active growth and to shrubs and trees during dormant season or early in the growing season.	<u>Maintenance</u>	
<input type="checkbox"/> If using fertilizer, use the correct one at the suitable time, water properly, and reduce compaction.	<u>Maintenance</u>	
<input type="checkbox"/> Prune branches for growth and structure, and to prevent access by pests to structures.	<u>Maintenance</u>	
<input type="checkbox"/> Use the appropriate pest-resistant variety (check with your local Cooperative Extension Service).	<u>Maintenance</u>	
<input type="checkbox"/> Correctly identify the pest in question. When in doubt, send several specimens to your local Rutgers Cooperative Extension County office or the Plant Diagnostic lab. Once the pest is identified, recommendation can be made.	<u>Pest Professional</u>	
<input type="checkbox"/> Use pheromone traps as a time saving technique for determining the presence and activity periods or certain pest species.	<u>Pest Professional</u>	
<input type="checkbox"/> Select replacement plant material from disease-resistant types being developed by plant breeders throughout the country.	<u>Pest Professional</u>	
<input type="checkbox"/> Remove susceptible plants if a plant disease recurs and requires too many resources, such as time, energy, personnel, or money.	<u>Maintenance</u>	
<input type="checkbox"/> low impact pesticide application (only if /where necessary):	<u>N/A</u>	
<input type="checkbox"/> non low impact pesticide application (only if/where necessary):	<u>N/A</u>	

Directions for Completing Pesticide Application Log:

Purpose: The ‘Pesticide Application Record’ Log will be used to compile an ongoing list of all pesticides applied at the school. It will be supplied to the public upon request. It will also be submitted with the annual notification of school IPM program status to parents and guardians of all students enrolled at the school, and staff.

Responsible Party: Ultra Pro Pest Protection will complete the ‘Pesticide Application Record’. It will remain on file with the IPM Coordinator, Gregory Romero, Jr and will be located at each School Building’s Main Office.

How to Fill Out:

1. Notice: For non low impact pesticide applications only, place a checkmark in either standard or emergency notice as applicable.
 - a. Standard notice is 72 hours prior to the application of the pesticide.
 - b. Emergency notice is within 24 hours or the next day (whichever is sooner) after the application.
2. Date of notification: For non low impact pesticides, insert when notice was released to parents and guardians of all students, and staff. For low impact pesticides, insert NA for ‘not applicable’.
3. Date and time of application: Date that the application actually occurred.
4. Location should include:
 - a. For indoors: the building name or number; room name or number; other specific location such as hallways.
 - b. For outdoors: location relative to building(s); or the field name or use; other description.
5. Targeted pest as identified by sighting, monitoring, or sampling of pest.
6. Write the pesticide brand name as it appears on the label of the product. Write the active ingredient(s) as listed in the ‘percent ingredients’ section of the pesticide label; this is the same thing as the ‘common name’ of the pesticide.
7. Write the EPA Registration Number of the pesticide product as found on the product label. It is typically written as ‘EPA Reg. Number’ OR ‘EPA Reg. #’.

When to Fill Out:

1. Complete as soon as possible after the pesticide is actually applied at the location.

Annual Integrated Pest Management Notice

For School Year 2024 - 2025



Dear Parent, Guardian, or Staff Member:

This notice is being distributed to comply with the New Jersey School Integrated Pest Management Act. **Mahwah Township Public Schools** has adopted an Integrated Pest Management (IPM) Policy and has implemented an IPM Plan to comply with this law. IPM is a holistic, preventive approach to managing pests that is explained further in the school's IPM Policy included with this notice.

All schools in New Jersey are required to have an Integrated Pest Management Coordinator (IPM Coordinator) to oversee all activities related to IPM and pesticide use at the school.

The IPM Coordinator for the **Mahwah Township Public School District** is:

Name of IPM Coordinator: **Gregory Romero, Jr (Director of Buildings and Grounds)**

Business Phone number: **201-762-2402**

Business Address: **60 Ridge Road, Mahwah NJ 07430**

The IPM Coordinator maintains the pesticide product label, and the Material Safety Data Sheet (MSDS) (when one is available), of each pesticide product that may be used on school property. The label and the MSDS are available for review by a parent, guardian, staff member, or student attending the school. Also, the IPM Coordinator is available to parents, guardians, and staff members for information and to discuss comments about IPM activities and pesticide use at the school.

As part of a school pest management plan **Mahwah Township Public Schools** may use pesticides to control pests. The United States Environmental Protection Agency (EPA) and the New Jersey Department of Environmental Protection (DEP) register pesticides to determine that the use of a pesticide in accordance with instructions printed on the label does not pose an unreasonable risk to human health and the environment. Nevertheless, the EPA and the DEP cannot guarantee that registered pesticides do not pose any risk to human health, thus unnecessary exposure to pesticides should be avoided. The EPA has issued the statement that where possible, persons who are potentially sensitive, such as pregnant women, infants and children, should avoid unnecessary pesticide exposure.

The following items must be included with this annual notice:

- A copy of the school or school district's IPM policy.
- The date, time and place of any meeting if one is to be held for the purpose of adopting or modifying the school integrated pest management policy or plan.
- A list of pesticides that are in use or that have been used in the past 12 months on school property.

Pre-Notification of the Use of Pesticides

(This notice should be received at least 72 hours prior to pesticide use)



Date: _____

To: Parents and guardians of students, and staff of [insert name of school] _____

From: IPM Coordinator _____ Phone Number: _____

Subject: Notification of the Use of Non Low Impact Pesticides

This notice is to advise you that the following pesticide(s) will be used at [insert name of school]:

Pesticide Common Name		
Pesticide Trade Name		
EPA Registration Number		

Location of the pesticide application: _____

Reason for the pesticide application: _____

If an indoor application, the date and time it is planned:

DATE _____ TIME _____

If an outdoor application, 3 dates must be listed, in chronological order, on which the outdoor application may take place if the preceding date is canceled.

DATE _____ DATE _____ DATE _____

Description of the possible adverse effects of the pesticide as per the Material Safety Data Sheets for the pesticides to be used, if available:

Pesticide product label instructions and precautions related to Public Safety.

Note: By law, we must advise you that: *The Office of Pesticide Programs of the United States Environmental Protection Agency has stated: "Where possible, persons who potentially are sensitive, such as pregnant women, infants, and children, should avoid any unnecessary pesticide exposure."*

EMERGENCY PESTICIDE USE



To: Parents or guardians of students and staff of *[insert name of school]*: _____

From: IPM Coordinator: _____ **Phone Number:** _____

Subject: Emergency Pesticide Use Notification

This notice is to advise you that the following non low impact pesticide(s) were used at

[insert name of school] _____:

Pesticide common name		
Pesticide trade name		
EPA registration number		

Location of the pesticide application: _____

The date and time the indoor or outdoor application took place: _____

Reason for the pesticide application: _____

Description of the problem and the factors that qualified the problem as an emergency that threatened the health or safety of a student or staff member:

If applicable, description of steps to be taken to avoid emergency use of pesticides for this problem in the future:

Description of the possible adverse effects of the pesticide(s) as per the Material Safety Data Sheets for the pesticide(s) to be used, if available:

Pesticide product label instructions and precautions related to Public Safety:

Note: As required by law, we must advise you: *“The Office of Pesticide Programs of the United States Environmental Protection Agency has stated: “Where possible, persons who potentially are sensitive, such as pregnant women, infants, and children, should avoid any unnecessary pesticide exposure.”*

School Integrated Pest Management Act Compliance Certification Form



Name of School _____
PLEASE PRINT CLEARLY

Address _____
PLEASE PRINT CLEARLY

School Integrated Pest Management Coordinator _____
PLEASE PRINT CLEARLY

When a commercial pesticide applicator requests an integrated pest management coordinator to certify that the school has met the necessary notification and posting requirements for a pesticide application on school property, the signature of the integrated pest management coordinator on this form shall be required as a condition for the application of the pesticide.

Statement certifying compliance:

"I hereby certify that I am the School Integrated Pest Management Coordinator for the school named above, and further certify that this school has met all of the notification and posting requirements necessary for the following application of a pesticide other than a low impact pesticide, on this school's property."

Business or pesticide applicator performing the application: _____

Application date and time if indoor application: _____

If an outdoor application, three proposed dates in chronological order: _____

Description of application location (room number/name, specific playing field or outdoor location):

Pesticides to be used:

Integrated Pest Management Coordinator:

SIGNATURE DATE

NOTICE OF PESTICIDE APPLICATION

For further information regarding this notice please contact the School IPM Coordinator:

_____ Phone Number: _____
Name

The following pesticides will be used at [*insert name of school*]: _____

Pesticide Common Name	Pesticide Trade Name	EPA Registration Number
Pesticide Common Name	Pesticide Trade Name	EPA Registration Number

The Office of Pesticide Programs of the United States Environmental Protection Agency has stated: “Where possible, persons who potentially are sensitive, such as pregnant women, infants, and children, should avoid any unnecessary pesticide exposure.”

Location of the pesticide application: _____

Reason for the pesticide application: _____

If an indoor application the date and time it is planned:

DATE _____ TIME _____

In the case of an outdoor application, 3 dates must be listed, in chronological order, on which the outdoor application may take place if the preceding date is canceled.

DATE _____ DATE _____ DATE _____

Description of the possible adverse effects of the pesticides as per the Material Safety Data Sheets for the pesticides to be used, if available:


Pesticide(s) product-label instructions and precautions related to Public Safety:

Key Requirements of the New Jersey School IPM Act*



The New Jersey School Integrated Pest Management (IPM) Act was adopted on December 12, 2002. Its purpose is to provide safe and effective pest management and to minimize the use of pesticides in and around school buildings. The eight key requirements of the Act are outlined below.

1. Requires the development of a **model School IPM policy** by December 12, 2003 by the New Jersey Department of Environmental Protection (NJDEP) in cooperation with the New Jersey School Boards Association, the Commissioner of Education, and Rutgers Cooperative Extension (RCE). (See *New Jersey School IPM webpages* @ <http://www.pest management.rutgers.edu/IPM/SchoolIPM/index.htm>).
2. Requires the superintendent of each public school district for each school in the district, the board of trustees of a charter school, or the principal or chief administrator of a private school to **adopt and implement a School IPM Policy** for the school property consistent with the model policy cited above. The adoption and implementation of a model policy by public, charter, and private schools (K through 12) must occur by **June 12, 2004**. (See *New Jersey School IPM webpages* @ <http://www.pest management.rutgers.edu/IPM/SchoolIPM/index.htm>).




3. Requires the **appointment of an IPM Coordinator** to implement the School IPM Policy adopted by each local school board, charter school, and private school.

5. Requires keeping **records of pesticide applications used on school property** at each school or for each school in the school district for three years after the application, and for five years after the application of a pesticide designed to control termites.

6. Requires **annual notification of the School's IPM Policy** to all staff and parents or guardians of each student enrolled at the school to include:

- ✚ the policy,
- ✚ a list of any pesticide that is in use or has been used within the last 12 months on school property,
- ✚ information on school IPM policy meetings scheduled, and
- ✚ contact information for the IPM Coordinator of the school or school district.




See law for more notification specifics. This information is also to be provided to new school staff members and students.

7. Requires **prior notification of all pesticide use** (all non-low impact** pesticides) to all staff and parents or guardians of each student enrolled at the school, at least 72 hours before the use of pesticides on school property. Also requires **posting of signs** of this information at least 72 hours prior to the application. These requirements apply at any time of the year children may be present.

Method of notification:

- ✚ written note: students take home
- ✚ written note is mailed at least one week prior,
- ✚ phone call,
- ✚ direct contact, or
- ✚ email.



Posting of Signs:

- ✦ **placement:** prominent in/adjacent and at entrance to treatment area (school building or school grounds entrances, for example).
- ✦ **time posted:** from 72 hours prior to 72 hours after treatment
- ✦ **size:** at least 8.5" by 11".

Content of notification and signs:

- ✦ common name of pesticide,
- ✦ EPA registration number,
- ✦ EPA statement on sensitive persons (see Act above for wording)
- ✦ location description, date, and time of application (one date for indoor application; three dates for outdoor applications in case of cancellation),
- ✦ potential adverse effects of product,
- ✦ reasons for the application,
- ✦ contact information for the IPM Coordinator of the school or school district, and
- ✦ further label information or precautions for public safety.



8. **Emergency application of a non-low impact pesticide** may only be made when the health or safety of a student or staff member is threatened.

Requirements:

Post-application notice (content and method of notification as described above in 6 for non-low impact pesticide use) to parent or guardians of students and staff must be made within the earlier of either 24 hours or the next school day. The reason for the emergency and measures how this will be avoided in the future may be included.

Posting of signs (as described above for non-low impact pesticide use) must be made from the time of application until 72 hours after treatment.

9. **Timing of Pesticide Applications:**



Applications of non low impact pesticides shouldn't be made when students are present on school property unless there is a separate ventilation system for the treated and the untreated areas, and smoke or fire doors separating the areas. Further, applications of non low impact pesticides on school property must be made in advance of when students will be present for instruction or extra-curricular activities, allowing for any label-prescribed entry restrictions; if there is no re-entry interval listed on the label, a minimum of 7 hours must be allowed prior to student re-entry on school property.

If there is application of a low impact pesticide on school property, it must be made so that adequate settling or drying occurs in advance of when students will be present for instruction or extra-curricular activities.

Prepared by Patricia D. Hastings, Program Associate - Pest Management; hastings@aesop.rutgers.edu and George C. Hamilton, PhD, Extension Specialist in Pest Management; Hamilton@aesop.rutgers.edu
Phone: (732) 932-9801. Download this Fact Sheet online <http://www.rce.rutgers.edu/pubs/pdfs/fs001.pdf>

*Make sure to see the **School IPM Act** text for the specific requirements @ <http://www.pestmanagement.rutgers.edu/IPM/SchoolIPM/index.htm>. Also provides helpful resources & contacts.

**Low impact pesticides are specifically defined in the School IPM Act. Get a printable version of this information sheet and the lists of low impact materials online @ <http://www.pestmanagement.rutgers.edu/IPM/SchoolIPM/NJAct/schoolipmact.htm>.

School IPM ACT

CHAPTER 117

AN ACT concerning the implementation of integrated pest management policies in public and private schools, and supplementing Title 13 of the Revised Statutes.

BE IT ENACTED by the Senate and General Assembly of the State of New Jersey:

C.13:1F-19 Short title.

1. This act shall be known and may be cited as the "School Integrated Pest Management Act."

C.13:1F-20 Findings, declarations relative to the "School the Integrated Pest Management Act."

2. The Legislature finds and declares that in 1992, the National Parent Teacher Association passed a resolution calling for the reduced use of pesticides in schools and calling on policy makers to consider all possible alternatives before using any pesticides; that the National Education Association and many national public interest organizations have announced support for reducing or eliminating pesticide use in schools; that the State, as well as 87 local government entities throughout the State, have adopted integrated pest management policies for their buildings and grounds; that childhood cancer is continuing to increase at the alarming rate of one percent per year; that the overall incidence of childhood cancer increased 10 percent between 1974 and 1991, making cancer the leading cause of childhood death from disease; and that approximately 4,800,000 children in the United States under the age of 18 have asthma, the most common chronic illness in children, and the incidence of asthma is on the rise.

The Legislature further finds and declares that children are more susceptible to hazardous impacts from pesticides than are adults; that numerous scientific studies have linked both cancer and asthma to pesticide exposure; that the United States Environmental Protection Agency has recommended the use of an integrated pest management system by local educational agencies, which emphasizes nonchemical ways of reducing pests, such as sanitation and maintenance; that integrated pest management is an effective and environmentally sensitive approach to pest management that relies on common sense practices; that integrated pest management programs use current, comprehensive information on the life cycles of pests and their interaction with the environment, and that this information, in combination with available pest control methods is used to manage pest damage with the least hazard to people, property and the environment and by economical means; and that integrated pest management programs take advantage of all pest management options possibly including, but not limited to, the judicious use of pesticides; that a notification process should be established for schools under which each student, parent, guardian, staff member, and teacher shall be notified of a pesticide application; that parents and guardians have a right to know that there is an integrated pest management system in their children's schools; that an integrated pest management system provides long-term health and economic benefits; and that parents and guardians should have a right to be notified in advance of any use of a pesticide in their children's schools.

The Legislature therefore determines that it is in the public interest of all of the people of New Jersey that the schools in this State establish an integrated pest management policy.

C.13:1F-21 Definitions relative to the "School Integrated Pest Management Act."

3. As used in this act:

"Charter school" means a school established pursuant to P.L.1995, c.426 (C.18A:36A-1 et seq.).

"Commissioner" means the Commissioner of Environmental Protection.

"Department" means the Department of Environmental Protection.

"Integrated pest management coordinator" or "coordinator" means an individual who is knowledgeable about integrated pest management systems and has been designated by a local school board, the board of trustees of a charter school, or the principal or chief administrator of a private school, as appropriate, as the integrated pest management coordinator pursuant to section 5 of this act.

"Low Impact Pesticide" means any pesticide or pesticidal active ingredient alone, or in combination with inert ingredients, that the United States Environmental Protection Agency has determined is not of a character necessary to be regulated pursuant to the "Federal Insecticide, Fungicide, and Rodenticide Act," 7 U.S.C. s.136 et seq. and that has been exempted from the registration and reporting requirements adopted pursuant to that act; any gel; paste; bait; antimicrobial agent such as a disinfectant used as a cleaning product; boric acid; disodium octoborate tetrahydrate; silica gels; diatomaceous earth; microbe-based insecticides such as bacillus thuringiensis; botanical insecticides, not including synthetic pyrethroids, without toxic synergists; and biological, living control agents.

"Pesticide" means any substance or mixture of substances labeled, designed, intended for or capable of use in preventing, destroying, repelling, sterilizing or mitigating any insects, rodents, nematodes, predatory animals, fungi, weeds and other forms of plant or animal life or viruses, except viruses on or in living man or other animals. "Pesticide" shall also include any substance or mixture of substances labeled, designed or intended for use as a defoliant, desiccant or plant regulator.

"School" means any public or private school as defined in N.J.S.18A:1-1.

"School integrated pest management policy" means a managed pest control policy that eliminates or mitigates economic, health, and aesthetic damage caused by pests in schools; that delivers effective pest management, reduces the volume of pesticides used to minimize the potential hazards posed by pesticides to human health and the environment in schools; that uses integrated methods, site or pest inspections, pest population monitoring, an evaluation of the need for pest control, and one or more pest control methods, including sanitation, structural repair, mechanical and biological controls, other nonchemical methods, and when nonchemical options are ineffective or unreasonable, allows the use of a pesticide, with a preference toward first considering the use of a low impact pesticide for schools.

"School pest emergency" means an urgent need to mitigate or eliminate a pest that threatens the health or safety of a student or staff member.

"School property" means any area inside and outside of the school buildings controlled, managed, or owned by the school or school district.

"Staff member" means an employee of a school or school district, including administrators, teachers, and other persons regularly employed by a school or school district, but shall not include an employee hired by a school, school district or the State to apply a pesticide or a person assisting in the application of a pesticide.

"Universal notification" means notice provided by a local school board, a board of trustees of a charter school, or the principal or chief administrator of a private school, as appropriate, to all parents or guardians of children attending a school, and staff members of a school or school district.

C.13:1F-22 Development of model school integrated pest management policy.

4. a. No later than 12 months after the effective date of this act, the commissioner, in consultation with the Commissioner of Education, the New Jersey School Boards Association, and the New Jersey Cooperative Extension of Rutgers, The State University shall develop a model school integrated pest management policy that is based upon recommended integrated pest management plans for schools disseminated by the United States Environmental Protection Agency and that conforms to the rules adopted by the department pursuant to the "Pesticide Control Act of 1971," P.L.1971, c.176 (C.13:1F-1 et seq.).
- b. No later than 18 months after the effective date of this act, the superintendent of the school district, for each school in the district, the board of trustees of a charter school, and the principal or chief administrator of a private school, shall adopt and implement a school integrated pest management policy for the school property consistent with the model policy developed pursuant to subsection a. of this section and that complies with the provisions of this act.

C.13:1F-23 Designation of integrated pest management coordinator.

5. a. Each local school board of a school district, each board of trustees of a charter school, and each principal or chief administrator of a private school, as appropriate, shall designate an integrated pest management coordinator to carry out the school integrated pest management policy required pursuant to section 4 of this act.

- b. The integrated pest management coordinator for a school or school district shall:
- (1) maintain information about the school or school district's school integrated pest management policy and about pesticide applications on the school property of the school or the schools within the school district;
 - (2) act as a contact for inquiries about the school integrated pest management policy; and
 - (3) maintain material safety data sheets, when available, and labels for all pesticides that are used on the school property of the school or of the schools in the school district.

C.13:1F-24 Maintenance of records of pesticide application; notices of policy.

6. a. The local school board of a school district, the board of trustees of a charter school, or the principal or chief administrator of a private school, as appropriate, shall request from the pesticide applicator and shall maintain records of pesticide applications used on school property at each school or for each school in the school district for three years after the application, and for five years after the application of a pesticide designed to control termites, and on request, shall make the data available to the public for review.
- b. Annually, each local school board, each board of trustees of a charter school, or each principal or chief administrator of a private school, as appropriate, shall include a notice of the school integrated pest management policy of the school or school district in school calendars or other forms of universal notification.
- c. The notice shall include:
- (1) the school integrated pest management policy of the school or school district;
 - (2) a list of any pesticide that is in use or that has been used in the last 12 months on school property;
 - (3) the name, address, and telephone number of the integrated pest management coordinator of the school or school district;
 - (4) a statement that: (a) the integrated pest management coordinator maintains the product label and material safety data sheet, when available, of each pesticide that may be used on school property; (b) the label and data sheet is available for review by a parent, guardian, staff member, or student attending the school; and (c) the integrated pest management coordinator is available to parents, guardians, and staff members for information and comment;
 - (5) the time and place of any meetings that will be held to adopt the school integrated pest management policy; and
 - (6) the following statement:
"As part of a school pest management plan, (insert school name) may use pesticides to control pests. The United States Environmental Protection Agency (EPA) and the New Jersey Department of Environmental Protection (DEP) register pesticides to determine that the use of a pesticide in accordance with instructions printed on the label does not pose an unreasonable risk to human health and the environment. Nevertheless, the EPA and DEP cannot guarantee that registered pesticides do not pose any risk to human health, thus unnecessary exposure to pesticides should be avoided. The EPA has issued the statement that where possible, persons who are potentially sensitive, such as pregnant women, infants and children, should avoid unnecessary pesticide exposure."
- d. After the beginning of each school year, each local school board, each board of trustees of a charter school, or each principal or chief administrator of a private school, as appropriate, shall provide the notice required pursuant to subsection b. of this section to: (1) each new staff member who is employed during the school year; and (2) the parent or guardian of each new student enrolled during the school year.

C.13:1F-25 Permitted use of certain pesticides; notice.

7. a. If a local school board, board of trustees of a charter school or principal or chief administrator of a private school, as appropriate, determines that a pesticide, other than a low impact pesticide, must be used on school property, a pesticide may be used only in accordance with this section.
- b. At least 72 hours before a pesticide, other than a low impact pesticide, is used on school property, the local school board, the board of trustees of a charter school, or the principal or chief administrator of a private school, as appropriate, shall provide to a parent or guardian of each student enrolled at the school and each staff member of the school, notice that includes:
- (1) the common name, trade name, and federal Environmental Protection Agency registration number of the pesticide;
 - (2) a description of the location of the application of the pesticide;
 - (3) a description of the date and time of application, except that, in the case of outdoor pesticide applications, one notice shall include three dates, in chronological order, on which the outdoor pesticide applications may take place if the preceding date is canceled;
 - (4) a statement that The Office of Pesticide Programs of the United States Environmental Protection Agency has stated: *"Where possible, persons who potentially are sensitive, such as pregnant women, infants, and children, should avoid any unnecessary pesticide exposure";*

- (5) a description of potential adverse effects of the pesticide based on the material safety data sheet, if available, for the pesticide;
 - (6) a description of the reasons for the application of the pesticide;
 - (7) the name and telephone number of the integrated pest management coordinator for the school or the school district; and
 - (8) any additional label instruction and precautions related to public safety.
- c. The local school board of a school district, the board of trustees of a charter school, or the principal or chief administrator of a private school, as appropriate, may provide the notice required by subsection b. of this section by:
- (1) written notice sent home with the student and provided to each staff member;
 - (2) a telephone call;
 - (3) direct contact;
 - (4) written notice mailed at least one week before the application; or
 - (5) electronic mail.
- d. If the date of the application of the pesticide must be extended beyond the period required for notice under this section, the local school board, the board of trustees of a charter school, or the principal or chief administrator of a private school, as appropriate, shall reissue the notice required under this section for the new date of application.

C.13:1F-26 Posting of sign prior to use of certain pesticides.

8. a. At least 72 hours before a pesticide, other than a low impact pesticide, is used on school property, the local school board, the board of trustees of a charter school, or the principal or chief administrator of a private school, as appropriate, shall post a sign that provides notice of the application of the pesticide (1) in a prominent place that is in or adjacent to the location to be treated; and (2) at each entrance to the building or school ground to be treated.
- b. A sign required pursuant to subsection a. of this section for the application of a pesticide shall
- (1) remain posted for at least 72 hours after the end of the treatment;
 - (2) be at least 8 ½ inches by 11 inches; and
 - (3) state the same information as that required for prior notification of the pesticide application pursuant to section 7 of this act.
- c. In the case of outdoor pesticide applications, each sign shall include three dates, in chronological order, on which the outdoor pesticide application may take place if the preceding date is canceled due to weather. A sign shall be posted after an outdoor pesticide application in accordance with subsection b. of this section.
- d. The requirement imposed pursuant to this section shall be in addition to any requirements imposed pursuant to the "Pesticide Control Act of 1971," P.L.1971, c.176 (C.13:1F-1 et seq.), and any rules or regulations adopted pursuant thereto.

C.13:1F-27 Applicability of notice and posting requirements.

9. The provisions of sections 7 and 8 of this act shall apply if any person applies a pesticide, other than a low impact pesticide, on school property, including a custodian, staff member, or commercial applicator. These provisions shall apply to a school during the school year, and during holidays and the summer months, only if the school is in use by children during those periods. During those periods, notices shall be provided to all staff members and the parents or guardians of the students that are using the school in an authorized manner.

C.13:1F-28 Emergency use of certain pesticides; notice requirements

10. a. A pesticide, other than a low impact pesticide, may be applied on school property in response to an emergency, without complying with the provisions of sections 7 and 8 of this act, provided the requirements of subsection b. of this section are met.
- b. Within 24 hours after the application of a pesticide pursuant to this section, or on the morning of the next school day, whichever is earlier, the local school board, the board of trustees of a charter school, or the principal or chief administrator of a private school, as appropriate, shall provide to each parent or guardian of a student enrolled at the school, and staff member of the school, notice of the application of the pesticide for emergency pest control that includes: (1) the information required for a notice under section 7 of this act; (2) a description of the problem and the factors that qualified the problem as an emergency that threatened the health or safety of a student or staff member; and (3) if necessary, a description of the steps that will be taken in the future to avoid emergency application of a pesticide pursuant to this section.

- c. The local school board, the board of trustees of a charter school, or the principal or chief administrator of a private school, as appropriate, may provide the notice required by subsection b. of this section by: (1) written notice sent home with the student and provided to the staff member; (2) a telephone call; (3) direct contact; or (4) electronic mail.
- d. When a pesticide is applied pursuant to this section, the local school board, the board of trustees of a charter school, or the principal or chief administrator of a private school, as appropriate, shall post a sign warning of the pesticide application at the time of the application of the pesticide, in accordance with the provisions of section 8 of this act.
- e. If there is an application of a pesticide pursuant to this section, the local school board, the board of trustees of a charter school, or the principal or chief administrator of a private school, as appropriate, shall modify the school integrated pest management policy of the school or school district if necessary, to minimize the future emergency applications of pesticides under this section.

C.13:1F-29 Application of pesticides; re-entry period requirements

- 11. a. A pesticide, other than a low impact pesticide, shall not be applied on school property where students are expected to be present for academic instruction or for organized extra-curricular activities prior to the time prescribed for re-entry to the application site by the United State Environmental Protection Agency on the pesticide label, except that if no specific numerical re-entry time is prescribed on a pesticide label, such a pesticide, other than a low impact pesticide, shall not be applied on school property where students are expected to be present for academic instruction or for organized extra-curricular activities within seven hours of the application.
- b. A pesticide, other than a low impact pesticide, shall not be applied in a school building when students are present. Students may not be present in an untreated portion of a school building unless the area being treated with a pesticide, other than a low impact pesticide, is served by a separate ventilation system and is separated from the untreated area by smoke or fire doors.
- c. A low impact pesticide may be applied in areas of a school building where students will not contact treated areas until sufficient time is allowed for the substance to dry or settle, or after the period of time prescribed for re-entry or for ventilation requirements on the pesticide label has elapsed.
- d. This section shall not apply when pesticides are applied on school property for student instructional purposes or by public health officials during the normal course of their duties.

C.13:1F-30 Immunity from liability of commercial pesticide applicator.

- 12. A commercial pesticide applicator shall not be liable to any person for damages resulting from the application of a pesticide at a school if the damages are solely due to the failure of the local school board, the board of trustees of a charter school, or the principal or chief administrator of a private school, as appropriate, to provide the notice required prior to the application of a pesticide pursuant to the provisions of section 7, 8, 9, or 10 of P.L.2002, c.117 (C.13:1F-25, C.13:1F-26, C.13:1F-27 or C.13:1F-28).

C.13:1F-31 Development, availability of form for certifying compliance.

- 13. The department shall develop and make available to commercial pesticide applicators a form which a commercial pesticide applicator may request an integrated pest management coordinator to sign prior to the application of a pesticide, other than a low impact pesticide, on school property. The form developed pursuant to this section shall set forth a certification by the integrated pest management coordinator that the notice and posting requirements for the application of a pesticide established pursuant to section 7 and section 8 of this act, or the posting requirement established pursuant to section 10 of this act, as appropriate, have been complied with. Upon being presented by a commercial pesticide applicator with a form pursuant to this section, the signature of the integrated pest management coordinator shall be required as a condition for the application of the pesticide.

C.13:1F-32 Issuance of administrative order; notice of violation.

14. a. The Department of Environmental Protection may issue an administrative order against a local school board, the board of trustees of a charter school, or a principal or chief administrator of a private school that fails to adopt and implement a pesticide use and school integrated pest management policy in compliance with the provisions of this act. Upon identification of a violation of this act, the department shall issue a notice of violation by certified mail or personal service to the person responsible for the violation that identifies the violation and states that an administrative order may be issued requiring compliance with the act. Any notice of violation or administrative order shall (1) specify the provision or provisions of this act, or the rule or regulation adopted pursuant thereto, of which the person is in violation; (2) cite the action that caused the violation; and (3) require compliance with the provision of this act or the rule or regulation adopted pursuant thereto of which the person is in violation. In addition, any administrative order issued pursuant to this section shall give notice to the person of his right to a hearing on the matters contained in the order. The person shall have 20 days from receipt of the order within which to deliver to the commissioner a written request for a hearing. Subsequent to the hearing and upon finding that a violation has occurred, the commissioner may issue a final order. If no hearing is requested, the order shall become a final order upon the expiration of the 20-day period.
- b. The provisions of section 10 of P.L.1971, c.176 (C.13:1F-10) shall not apply to this act.

C.13:1F-33 Rules, regulations.

15. The commissioner shall adopt, pursuant to the provisions of the "Administrative Procedure Act," P.L.1968, c.410 (C.52:14B-1 et seq.), such rules or regulations as are necessary to implement the provisions of this Act.

This act shall take effect immediately. Approved December 12, 2002.