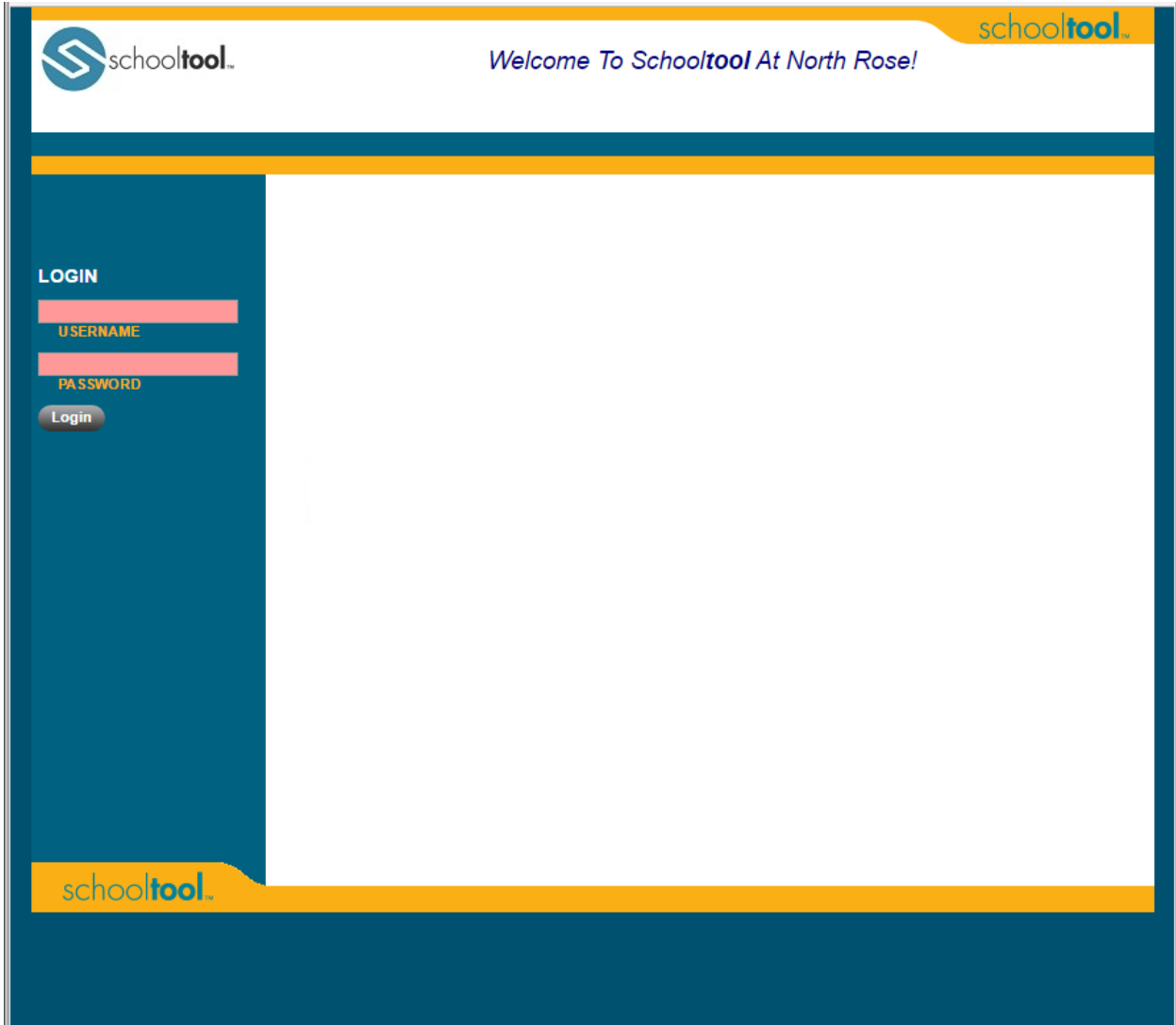


Schooltool Student Login

Schooltool is North Rose – Wolcott’s student management system. This is where your grades, schedule, and assignments are entered by your teachers.

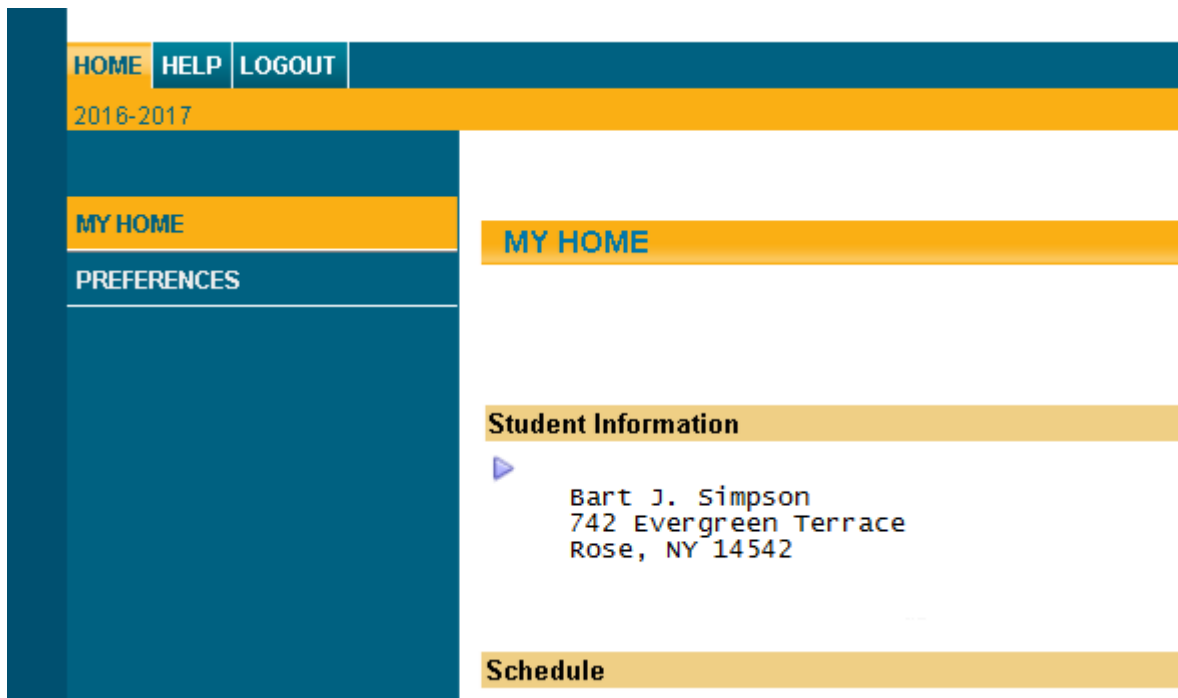
As a student you can access this by going to <http://edutech.schooltool.com/nrw> in a web browser. This means you can access it here at school or at home.





The screenshot shows the Schooltool Student Login interface. The page features a blue and yellow color scheme. At the top left, there is a logo for Schooltool. To the right of the logo, the text reads "Welcome To Schooltool At North Rose!". On the left side of the page, there is a "LOGIN" section. This section contains two input fields: one labeled "USERNAME" and another labeled "PASSWORD". Below these fields is a "Login" button. The Schooltool logo is also visible in the bottom left corner of the page.

Use the same login you use to login to a school computer. It should be your first initial, your last name, followed by the last two digits of the year you graduate. So if Bart Simpson was graduating in 2020 his username would be: **bsimpson20**.

Once you have logged in you will see something that says **My Home** with your name, your school and the cycle day.



You should notice a small triangle  next to your name. Click the triangle  to open information about yourself. From here you should now have a set of tabs that will allow you to view your schedule, grades, and assignment by clicking on the tabs.



If you are able to login to a computer here at school, but aren't able to login to Schooltool on the computer please let your teacher know. They will contact the appropriate person to correct your account. You should make sure to give your teacher your **username** so that they can give that to the appropriate person.