



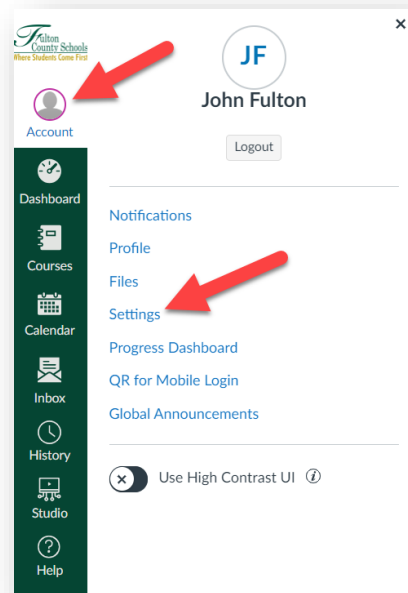
# HOW TO CREATE A CANVAS OBSERVER ACCOUNT

The observer role can be given to parents, family members or guardians to give them visibility into the student's Canvas courses. Family members and guardians can set up an observer account and pair it with student account(s) using a student pairing code. Once the observer is paired with their student(s) they will be able to see the courses that those student(s) are in.

FOLLOW THE INSTRUCTIONS BELOW TO GENERATE THE STUDENT PAIRING CODE AND THEN CREATE AN OBSERVER ACCOUNT.

Ask your student to log into their Canvas account.

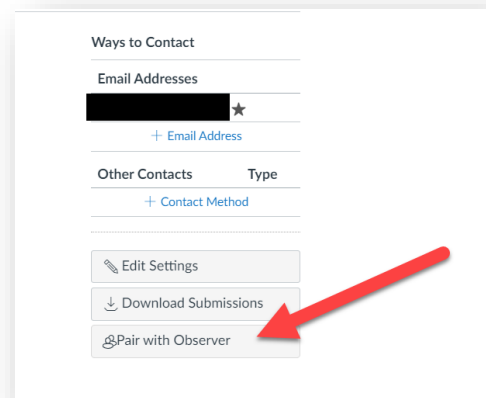
Then, go to Account and select Settings.



On the right-hand side of the screen, click Pair with Observer.

Then write down or copy the code.

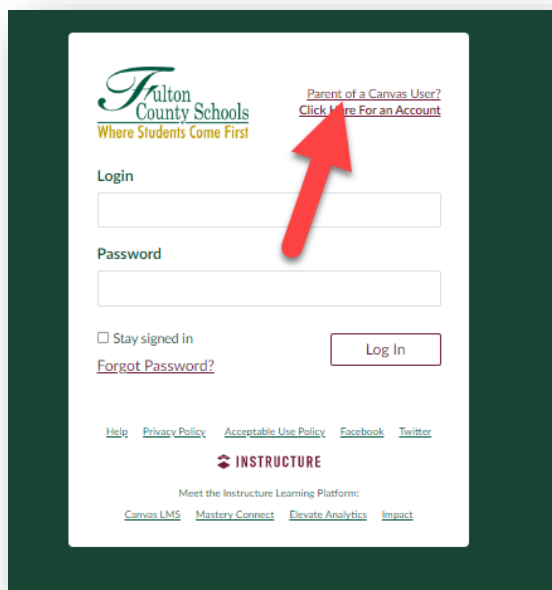
\*Please note that this code is only valid for 7 days. After 7 days, if you have not yet set up your observer account, you will need to generate a new pairing code.



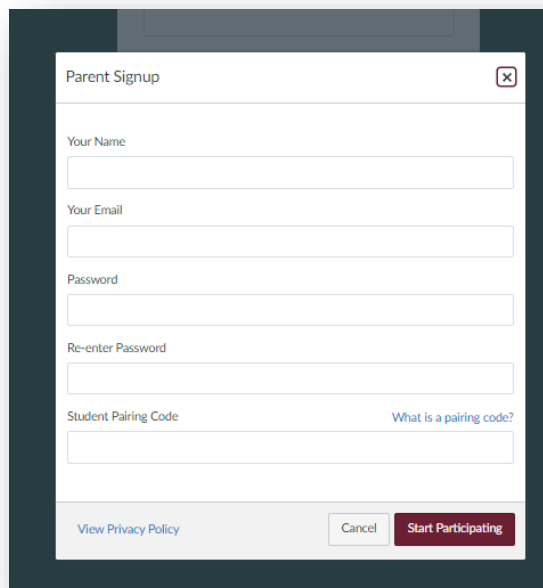
Navigate to

<https://fultonschools.instructure.com/login/canvas>

Click Parent of Canvas User? in the top right-hand corner.



Fill out the form with your personal information (your email address, password, and the Student Pairing Code you wrote down in Step 4.



Now, you can download and log into the Canvas for Parents App.

- a. Click Find My School.
- b. Type in Fulton County and select "Fulton County Schools Observer (Families/Guardians)."

On the next screen, login with the email and password you created during account setup.