



**BALDWIN
SCHOOLS**

Budget Development
Board of Education Meeting
March 2, 2022



What is the Purpose of a School Budget?





Focus on: Long Term / Multi-Year Planning

The real financial impact lies below the surface

*Financial outcomes
of last year...*

Sustainability
Multi-Year Planning



Budget Development Process & Timeline

1	2	3	4	5	6	7	8	9	10	11	12
July	August	September	October	November	December	January	February	March	April	May	June



Budget Proposals from each Department / Building

Board of Education:
Budget Work session #1
February 9, 2022

Superintendent's final evaluation and review with Cabinet

Initial trend analysis / Review of need and back-up documentation

Departments / Buildings Principals meet with Superintendent and Asst. Supt./Business

Ongoing analysis of major cost drivers, contractual obligations, strategic planning

- Culminates in budget drafts to BOE for consideration





2022-2023

Different Narrative in Albany

Governor's Executive Budget restores Foundation Aid
(Multi-year ~Phase in~ formula)

- Federal Funding – Planning for sustainability
 - Forecasted Foundation Aid History & Restoration –
 - 14/15 = (\$6,389,471) (Withheld)
 - 15/16 = (\$7,138,883) (Withheld)
 - 16/17 = (\$8,663,353) (Withheld)
 - 17/18 = (\$9,260,599) (Withheld)
 - 18/19 = (\$10,062,641) (Withheld)
 - 19/20 = (\$10,344,931) (Withheld)
 - 20/21 = (\$12,193,800) (Withheld)
 - 21/22 = (\$9,804,224) (Withheld)
 - 22/23 = \$6,116,147 (Forecast)
 - Future Ramifications?



Source: Newsday Editorial – 1/22/22



2022-2023

Different Narrative in Albany

Governor's Executive Budget restores Foundation Aid (Multi-year ~Phase in~ formula)

*The Foundation Aid restoration
does NOT fully refund the aid
originally withheld*

- Federal Funding – Planning for sustainability

- Forecasted Foundation Aid History & Restoration –

- 14/15 = (\$6,389,471) (Withheld)
- 15/16 = (\$7,138,883) (Withheld)
- 16/17 = (\$8,663,353) (Withheld)
- 17/18 = (\$9,260,599) (Withheld)
- 18/19 = (\$10,062,641) (Withheld)
- 19/20 = (\$10,344,931) (Withheld)
- 20/21 = (\$12,193,800) (Withheld)
- 21/22 = (\$9,804,224) (Withheld)
- 22/23 = \$6,116,147 (Forecast)
- Future Ramifications?

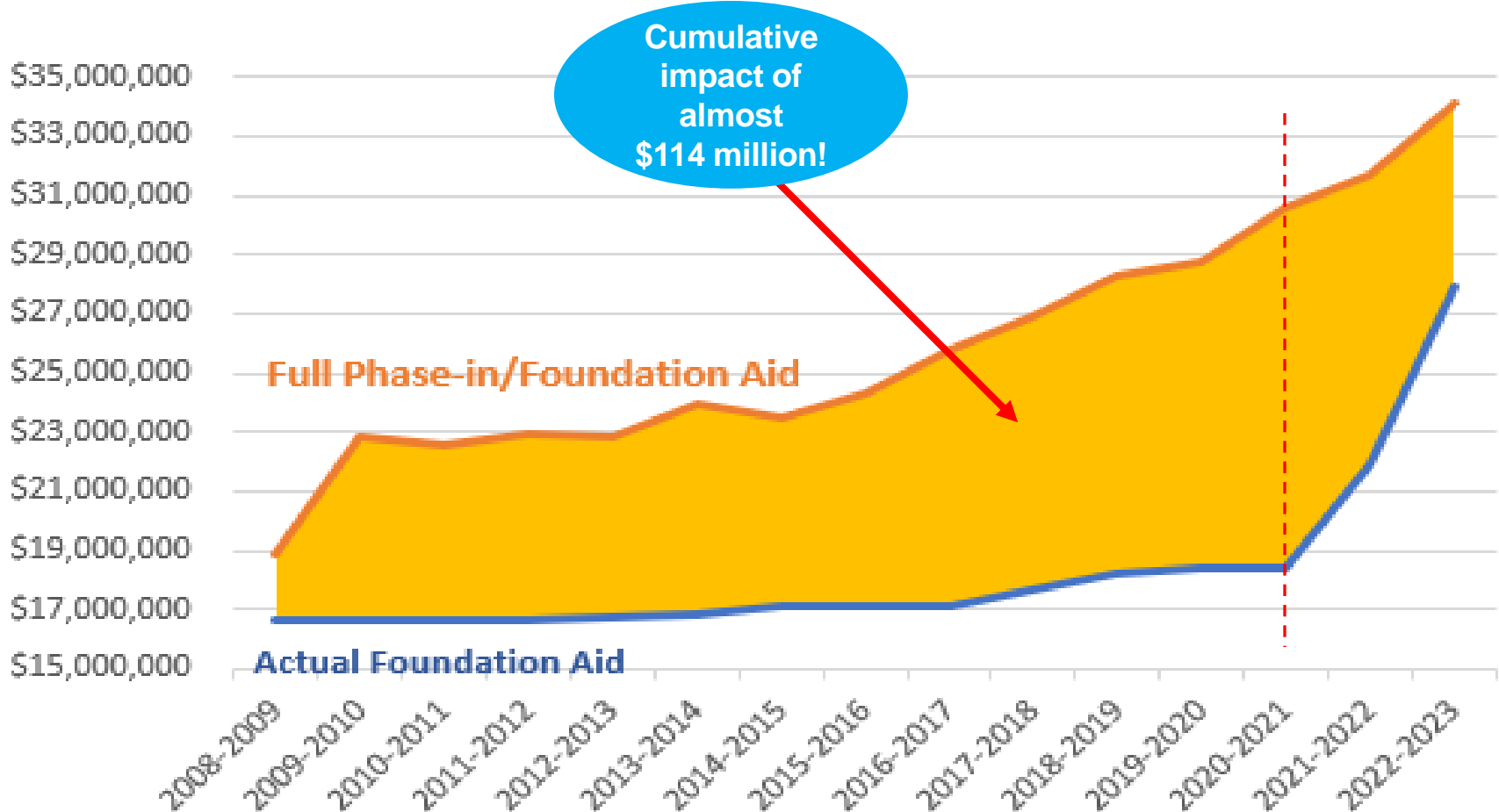


Source: Newsday Editorial – 1/22/22



Foundation Aid Brief History...

New York State Aid Promised, NOT Received





2022-2023

Different Narrative in Albany

Governor's Executive Budget restores Foundation Aid
(Multi-year ~Phase in~ formula)

- Federal Funding – **Planning for sustainability**
 - 24/25 = Ramifications

Patrick Orecki, Citizens Budget Commission:
“While a 15% reserve fund is better than New York’s historically low rate of 5%, the state should be putting even more aside. New York’s finances are heavily dependent of taxes imposed on the stock market and in high-income earners, which are both less predictable sources of revenue”.

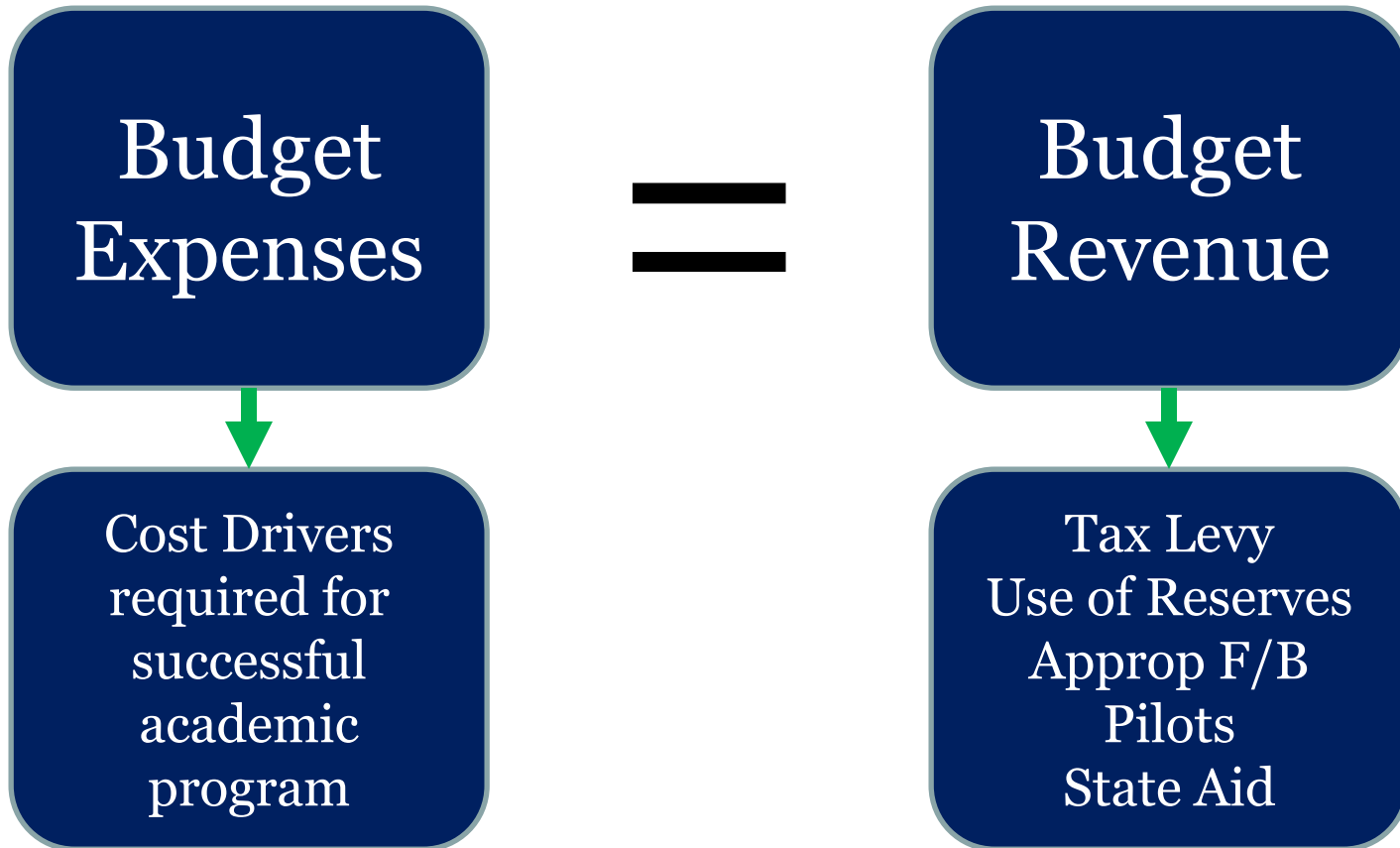


Hochul must also draw a line in the sand with legislators on the need to set aside a 15% reserve for the inevitable, unscheduled rainy day.

Source: *Newsday Editorial* – 1/22/22



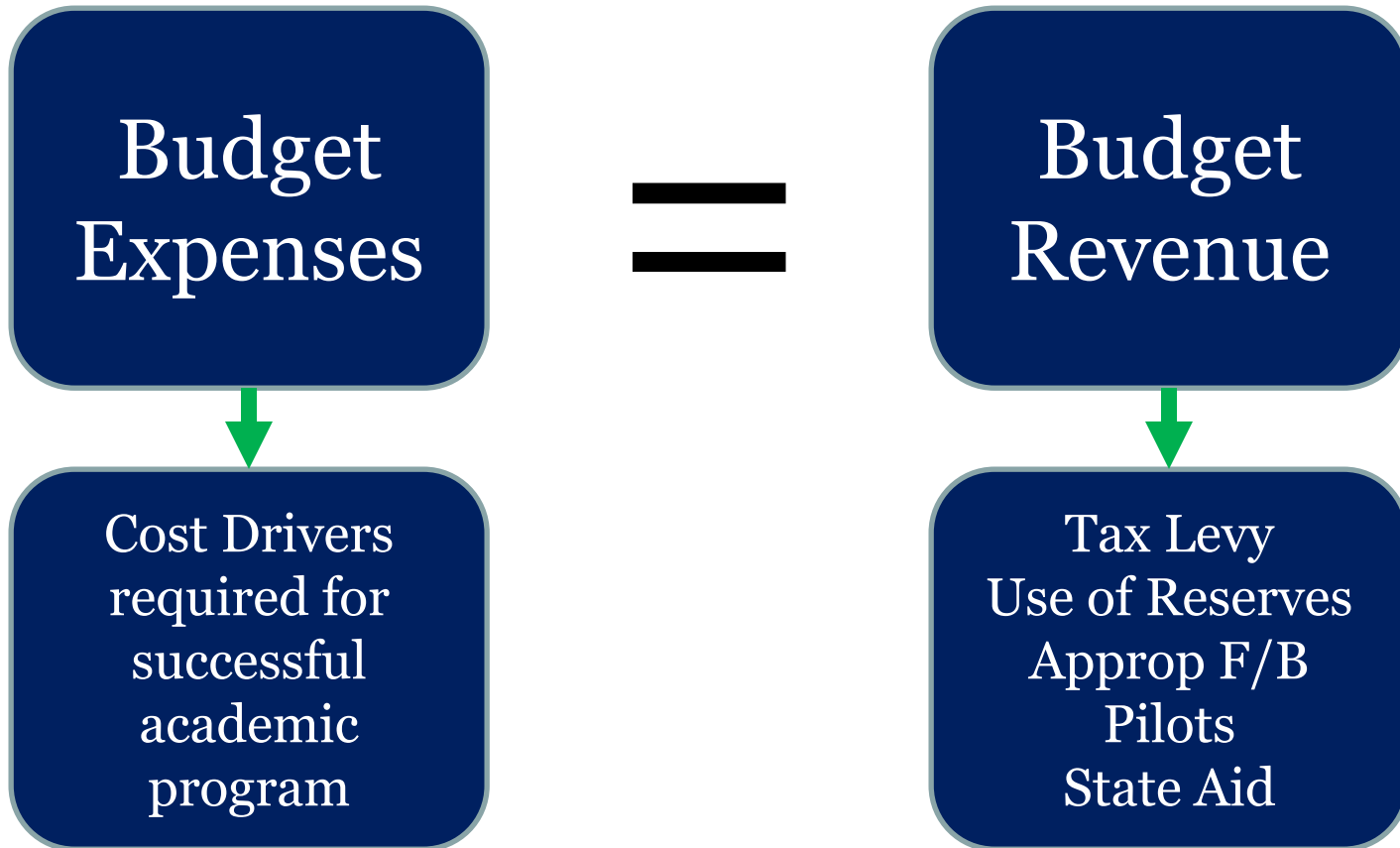
2022-2023 Proposed Budget





2022-2023 Proposed Budget

Governor's Executive Budget Restores Foundation Aid (Phase 2)





2022-2023

Long Term / Multi-Year Planning



Sustainability
Multi-Year Planning



Budget Review

Major Cost Drivers / Use of Resources

- **Major Investments in Technology –**
 - 1:1 Student Devices
 - Software Licensing
 - Network Capacity and Bandwidth

Pandemic Response



Budget Review

Major Cost Drivers / Use of Resources

- ✓ **Major Investments in Technology –**
- 1:1 Student Devices
 - Software Licensing
 - Network Capacity and Bandwidth

Pandemic Response



Budget Review

Major Cost Drivers / Use of Resources

- ✓ **Major Investments in Technology –**
 - 1:1 Student Devices
 - Software Licensing
 - Network Capacity and Bandwidth
- **Changes in Operational Structure –**
 - Additional cleaning staff
 - PPE and material costs

Pandemic Response



Budget Review

Major Cost Drivers / Use of Resources

- ✓ **Major Investments in Technology –**
 - 1:1 Student Devices
 - Software Licensing
 - Network Capacity and Bandwidth
- ✓ **Changes in Operational Structure –**
 - Additional cleaning staff
 - PPE and material costs

Pandemic Response



Budget Review

Major Cost Drivers / Use of Resources

- ✓ **Major Investments in Technology –**
 - 1:1 Student Devices
 - Software Licensing
 - Network Capacity and Bandwidth
- ✓ **Changes in Operational Structure –**
 - Additional cleaning staff
 - PPE and material costs
- **“Longer” range Financial Planning –**
 - Strategic use of federal grant funding
 - Focus on Multi-year sustainability
 - Decreased Use of Reserves

Pandemic Response



Budget Review

Major Cost Drivers / Use of Resources

- ✓ **Major Investments in Technology –**
 - 1:1 Student Devices
 - Software Licensing
 - Network Capacity and Bandwidth
- ✓ **Changes in Operational Structure –**
 - Additional cleaning staff
 - PPE and material costs
- ✓ **“Longer” range Financial Planning –**
 - Strategic use of federal grant funding
 - Focus on Multi-year sustainability
 - Decreased Use of Reserves

Pandemic Response



Budget Review

Major Cost Drivers / Use of Resources

- ✓ **Major Investments in Technology –**
 - 1:1 Student Devices
 - Software Licensing
 - Network Capacity and Bandwidth
- ✓ **Changes in Operational Structure –**
 - Additional cleaning staff
 - PPE and material costs
- ✓ **“Longer” range Financial Planning –**
 - Strategic use of federal grant funding
 - Focus on Multi-year sustainability
 - Decreased Use of Reserves
- **Multi-year Capital Project Planning and Execution**
 - Plaza Elevator (ADA Compliance)
 - Steele Elevator (ADA Compliance)
 - Plaza Window Replacement

Pandemic Response



Budget Review

Major Cost Drivers / Use of Resources

- ✓ **Major Investments in Technology –**
 - 1:1 Student Devices
 - Software Licensing
 - Network Capacity and Bandwidth

- ✓ **Changes in Operational Structure –**
 - Additional cleaning staff
 - PPE and material costs

- ✓ **“Longer” range Financial Planning –**
 - Strategic use of federal grant funding
 - Focus on Multi-year sustainability
 - Decreased Use of Reserves

- ✓ **Multi-year Capital Project Planning and Execution**
 - Plaza Elevator (ADA Compliance)
 - Steele Elevator (ADA Compliance)
 - Plaza Window Replacement

Pandemic Response



Budget Review

Major Cost Drivers / Use of Resources

- ✓ **Major Investments in Technology –**
 - 1:1 Student Devices
 - Software Licensing
 - Network Capacity and Bandwidth
- ✓ **Changes in Operational Structure –**
 - Additional cleaning staff
 - PPE and material costs
- ✓ **“Longer” range Financial Planning –**
 - Strategic use of federal grant funding
 - Focus on Multi-year sustainability
 - Decreased Use of Reserves
- ✓ **Multi-year Capital Project Planning and Execution**
 - Plaza Elevator (ADA Compliance)
 - Steele Elevator (ADA Compliance)
 - Plaza Window Replacement
- **Adjustments to Classroom Environments –**
 - Smaller Elementary class size
 - Additional Student Supports

Pandemic Response



Budget Review

Major Cost Drivers / Use of Resources

- ✓ **Major Investments in Technology –**
 - 1:1 Student Devices
 - Software Licensing
 - Network Capacity and Bandwidth
- ✓ **Changes in Operational Structure –**
 - Additional cleaning staff
 - PPE and material costs
- ✓ **“Longer” range Financial Planning –**
 - Strategic use of federal grant funding
 - Focus on Multi-year sustainability
 - Decreased Use of Reserves
- ✓ **Multi-year Capital Project Planning and Execution**
 - Plaza Elevator (ADA Compliance)
 - Steele Elevator (ADA Compliance)
 - Plaza Window Replacement
- ✓ **Adjustments to Classroom Environments –**
 - Smaller Elementary class size
 - Additional Student Supports

Pandemic Response



Baldwin Class Size Analysis

Class Size Analysis:

N.I.S. Class Size Study 2021/22 - Table 1: Median Elementary Class Size (52 Nassau County Districts)

Median K			
District	Size	Rank	
Carle Place	16.0	1	
Great Neck	16.0	1	
Locust Valley	16.0	1	
Mineola	16.0	1	
North Shore	16.5	5	
Baldwin	17.0	6	
North Merrick	17.5	7	
Garden City	18.0	8	
Lawrence	18.0	8	
Long Beach	18.0	8	
Lynbrook	18.0	8	
Manhasset	18.0	8	
Oyster Bay - East Norwich	18.0	8	
Port Washington	18.0	8	
Seaford	18.0	8	

Median Gr1			
District	Size	Rank	
Baldwin	14.0	1	
East Rockaway	16.0	2	
North Shore	16.0	2	
Uniondale	16.0	2	
East Williston	17.0	5	
Valley Stream #13	17.0	5	
Westbury	17.0	5	
Lawrence	17.5	8	
Carle Place	18.0	9	
Great Neck	18.0	9	
Hicksville	18.0	9	
Island Park	18.0	9	
Locust Valley	18.0	9	
Long Beach	18.0	9	
Lynbrook	18.0	9	

Source: Nassau BOCES 2021-22 Elementary Class Size Study, November, 2021





Baldwin Class Size Analysis

Class Size Analysis:

Table 1: Median Class Size

Median Gr2			
District	Size	Rank	
Baldwin	15.5	1	
Carle Place	16.5	2	
Locust Valley	17.0	3	
North Shore	17.0	3	
Plainedge	17.0	3	
Roosevelt	17.0	3	
East Rockaway	17.5	7	
Island Park	17.5	7	
Elmont	18.0	9	
Lynbrook	18.0	9	
Mineola	18.0	9	
Port Washington	18.0	9	
Seaford	18.0	9	
Uniondale	18.0	9	
Valley Stream #24	18.0	9	

Median Gr3			
District	Size	Rank	
Baldwin	16.0	1	
East Rockaway	17.0	2	
Carle Place	18.0	3	
Elmont	18.0	3	
Hewlett-Woodmere	18.0	3	
Island Park	18.0	3	
Locust Valley	18.0	3	
Merrick	18.0	3	
Valley Stream #24	18.0	3	
Westbury	18.0	3	
Bethpage	19.0	11	
Lawrence	19.0	11	
Oyster Bay - East Norwich	19.0	11	
Roosevelt	19.0	11	
Seaford	19.0	11	

Source: Nassau BOCES 2021-22 Elementary Class Size Study, November, 2021





Baldwin Class Size Analysis

Class Size Analysis:

Table 1: Median Class Size

Median Gr4			
District	Size	Rank	
Merrick	16.0	1	
Long Beach	17.0	2	
Plainedge	17.0	2	
Locust Valley	17.5	4	
Island Park	18.0	5	
Westbury	18.0	5	
Carle Place	19.0	7	
East Rockaway	19.0	7	
Elmont	19.0	7	
Hewlett-Woodmere	19.0	7	
North Shore	19.0	7	
Roosevelt	19.0	7	
Wantagh	19.0	7	
Bellmore	19.5	14	
East Williston	19.5	14	
Baldwin	20.0	16	

Median Gr5			
District	Size	Rank	
Valley Stream #30	17.0	1	
East Rockaway	18.0	2	
Locust Valley	18.0	2	
Oyster Bay - East Norwich	18.0	2	
North Shore	19.0	5	
Plainedge	19.0	5	
Roosevelt	19.0	5	
Seaford	19.0	5	
Long Beach	19.5	9	
Baldwin	20.0	10	
Elmont	20.0	10	
Farmingdale	20.0	10	
Franklin Square	20.0	10	
Glen Cove	20.0	10	
Herricks	20.0	10	
Merrick	20.0	10	

Source: Nassau BOCES 2021-22 Elementary Class Size Study, November, 2021





Baldwin

Class Size Analysis: K-6

Class Size Analysis:

Median K-6		
District	Size	Rank
Baldwin	17.0	1
Carle Place	18.0	2
Island Park	18.0	2
Locust Valley	18.0	2
North Shore	18.0	2
Uniondale	18.0	2
East Rockaway	19.0	7
East Williston	19.0	7
Elmont	19.0	7
Great Neck	19.0	7
Long Beach	19.0	7
Lynbrook	19.0	7

Source: Nassau BOCES 2021-22 Elementary Class Size Study, November, 2021



Expense Side of the Budget

3 Parts:

Administrative

Capital

Program



2022-2023 Proposed Budget Expenditures

DESCRIPTION	Percent of Total Budget	2021-2022	Percent of Total Budget	2022-2023	CHANGE	CHANGE %
		PROPOSED BUDGET		PROPOSED BUDGET		
ADMINISTRATIVE	11.68%	\$16,637,264	11.75%	\$17,272,686	\$635,422	3.82%
CAPITAL	13.13%	\$18,709,543	12.80%	\$18,816,593	\$107,050	0.57%
PROGRAM	75.19%	\$107,106,618	75.45%	\$110,895,277	\$3,788,659	3.54%
TOTAL GENERAL FUND		\$142,453,425		\$146,984,556	\$4,531,131	3.18%

\$101,979,179
tax levy

\$ 45,005,377 other income (state aid, reserves, appropriated fund balance, miscellaneous income)

Total budget to budget increase

*Pending NYS Legislative Budget adoption in April





2022-2023 Analysis by Function – Admin

Budget Account	2021-2022 Adopted Budget	2022-2023 Proposed Budget	Dollar Change	Percent Change
1010 Board Of Education	46,200	46,200	-	0.00%
1040 District Clerk	63,074	63,736	662	1.05%
1060 District Meeting	56,000	61,000	5,000	8.93%
1240 Chief School Administrator	434,054	448,774	14,720	3.39%
1310 Business Administration	1,164,463	1,192,861	28,398	2.44%
1320 Auditing	98,000	98,000	-	0.00%
1325 Treasurer	14,750	14,750	-	0.00%
1420 Legal	111,000	111,000	-	0.00%
1430 Personnel	646,937	644,705	(2,232)	-0.35%
1480 Public Information and Services	349,700	359,892	10,192	2.91%
1670 Central Printing & Mailing	255,000	255,000	-	0.00%
1680 Central Data Processing	333,590	344,190	10,600	3.18%
1910 Unallocated Insurance	711,810	775,600	63,790	8.96%
1920 School Association Dues	23,000	23,000	-	0.00%
1981 BOCES Administrative Costs	703,725	703,725	-	0.00%
2010 Curriculum Devel and Suprvsn	801,790	742,305	(59,485)	-7.42%
2020 Supervision-Regular School	4,977,825	5,292,260	314,435	6.32%
2060 Research, Planning & Evaluation	1,000	1,000	-	0.00%
2259 Prg for English Language Learners	156,171	160,607	4,436	2.84%
2250 Prg For Sdnts w/Disabil-Med Elgble	650,425	795,582	145,157	22.32%
2610 School Library & AV	46,111	47,034	923	2.00%
2630 Computer Assisted Instruction	498,173	515,605	17,432	3.50%
2805 Attendance-Regular School	172,499	176,644	4,145	2.40%
2815 Health Svcs-Regular School	113,396	117,032	3,636	3.21%
2820 Psychological Svcs-Reg Schl	157,199	159,140	1,941	1.23%
2825 Social Work Svcs-Regular School	66,296	68,167	1,871	2.82%
2855 Interscholastic Athletics-Reg Schl	140,136	145,519	5,383	3.84%
9000 Employee Benefits	3,844,940	3,909,358	64,418	1.68%
Total GENERAL FUND	16,637,264	17,272,686	635,422	3.82%



2022-2023 Analysis by Function – Admin

Budget Account	2021-2022 Adopted Budget	2022-2023 Proposed Budget	Dollar Change	Percent Change
1010 Board Of Education	46,200	46,200	-	0.00%
1040 District Clerk	63,074	63,736	662	1.05%
1060 District Meeting	56,000	61,000	5,000	8.93%
1240 Chief School Administrator	434,054	448,774	14,720	3.39%
1310 Business Administration	1,164,463	1,192,861	28,398	2.44%
1320 Auditing	98,000	98,000	-	0.00%
1325 Treasurer	14,750	14,750	-	0.00%
1420 Legal	111,000	111,000	-	0.00%
1430 Personnel	646,937	644,705	(2,232)	-0.35%
1480 Public Information and Services	349,700	359,892	10,192	2.91%
1670 Central Printing & Mailing	255,000	255,000	-	0.00%
1680 Central Data Processing	333,590	344,190	10,600	3.18%
1910 Unallocated Insurance	711,810	775,600	63,790	8.96%
1920 School Association Dues	23,000	23,000	-	0.00%
1981 BOCES Administrative Costs	703,725	703,725	-	0.00%
2010 Curriculum Devel and Suprvsn	801,790	742,305	(59,485)	-7.42%
2020 Supervision-Regular School	4,977,825	5,292,260	314,435	6.32%
2060 Research, Planning & Evaluation	1,000	1,000	-	0.00%
2259 Prg for English Language Learners	156,171	160,607	4,436	2.84%
2250 Prg For Sdnts w/Disabil-Med Elgble	650,425	795,582	145,157	22.32%
2610 School Library & AV	46,111	47,034	923	2.00%
2630 Computer Assisted Instruction	498,173	515,605	17,432	3.50%
2805 Attendance-Regular School	172,499	176,644	4,145	2.40%
2815 Health Svcs-Regular School	113,396	117,032	3,636	3.21%
2820 Psychological Svcs-Reg Schl	157,199	159,140	1,941	1.23%
2825 Social Work Svcs-Regular School	66,296	68,167	1,871	2.82%
2855 Interscholastic Athletics-Reg Schl	140,136	145,519	5,383	3.84%
9000 Employee Benefits	3,844,940	3,909,358	64,418	1.68%
Total GENERAL FUND	16,637,264	17,272,686	635,422	3.82%



2022-2023 Analysis by Function - Capital

Budget Account	2021-2022	2022-2023	Dollar Change	Percent Change
	Adopted Budget	Proposed Budget		
1620 Operation of Plant	7,569,039	7,625,148	56,109	0.74%
1621 Maintenance of Plant	1,889,005	2,018,937	129,932	6.88%
1622 Security of Plant	1,789,016	1,883,387	94,371	5.28%
	11,247,060	11,527,472	280,412	2.49%
9000 Employee Benefits	3,739,615	3,564,121	(175,494)	-4.69%
9901 Transfer to Other Funds	1,360,368	-	(1,360,368)	-100.00%
9950 Transfer to Capital Fund	2,362,500	3,725,000	1,362,500	57.67%
Total GENERAL FUND	18,709,543	18,816,593	107,050	0.57%



2022-2023 Analysis by Function - Capital

	2021-2022	2022-2023		
Budget Account	Adopted Budget	Proposed Budget	Dollar Change	Percent Change
1620 Operation of Plant	7,569,039	7,625,148	56,109	0.74%
1621 Maintenance of Plant	1,889,005	2,018,937	129,932	6.88%
1622 Security of Plant	1,789,016	1,883,387	94,371	5.28%
	11,247,060	11,527,472	280,412	2.49%
9000 Employee Benefits	3,739,615	3,564,121	(175,494)	-4.69%
9901 Transfer to Other Funds	1,360,368	-	(1,360,368)	-100.00%
9950 Transfer to Capital Fund	2,362,500	3,725,000	1,362,500	57.67%
Total GENERAL FUND	18,709,543	18,816,593	107,050	0.57%



2022-2023 Analysis by Function - Program

Budget Account	2021-2022 Adopted Budget	2022-2023 Proposed Budget	Dollar Change	Percent Change
1420 Legal	105,000	105,000	-	0.00%
2070 Inservice Training-Instruction	942,500	2,506,641	1,564,141	165.96%
2110 Teaching-Regular School	42,777,477	42,051,134	(726,343)	-1.70%
2259 Prg for English Language Learners	1,527,804	1,545,679	17,875	1.17%
	45,247,781	46,103,454	855,673	1.89%
2250 Prg For Sdnts w/Disabil-Med Elgble	18,050,750	18,797,832	747,082	4.14%
2280 Occupational Education(Grades 9-12)	1,622,750	1,635,882	13,132	0.81%
2330 Teaching-Special Schools	388,545	392,675	4,130	1.06%
2610 School Library & AV	335,495	339,809	4,314	1.29%
2630 Computer Assisted Instruction	1,440,544	1,496,305	55,761	3.87%
2805 Attendance-Regular School	148,098	157,452	9,354	6.32%
2810 Guidance-Regular School	1,399,137	1,404,757	5,620	0.40%
2815 Health Svcs-Regular School	1,450,469	1,419,387	(31,082)	-2.14%
2820 Psychological Svcs-Reg Schl	1,340,049	1,442,526	102,477	7.65%
2825 Social Work Svcs-Regular School	990,838	1,036,931	46,093	4.65%
2850 Co-Curricular Activ-Reg Schl	299,542	303,764	4,222	1.41%
2855 Interscholastic Athletics-Reg Schl	898,059	917,079	19,020	2.12%
5510 District Transportation Services	160,903	168,942	8,039	5.00%
5540 Contract Transportation-Med Elgble	7,220,797	7,958,767	737,970	10.22%
7310 Youth Program	16,140	15,790	(350)	-2.17%
9000 Employee Benefits	25,527,606	26,653,060	1,125,454	4.41%
9901 Transfer to Special Aid Fund	345,865	345,865	-	0.00%
9901 Transfer to School Food Service Fund	118,250	200,000	81,750	69.13%
Total GENERAL FUND	107,106,618	110,895,277	3,788,659	3.54%



2022-2023 Analysis by Function - Program

Budget Account	2021-2022 Adopted Budget	2022-2023 Proposed Budget	Dollar Change	Percent Change
1420 Legal	105,000	105,000	-	0.00%
2070 Inservice Training-Instruction	942,500	2,506,641	1,564,141	165.96%
2110 Teaching-Regular School	42,777,477	42,051,134	(726,343)	-1.70%
2259 Prg for English Language Learners	1,527,804	1,545,679	17,875	1.17%
	45,247,781	46,103,454	855,673	1.89%
2250 Prg For Sdnts w/Disabil-Med Elgble	18,050,750	18,797,832	747,082	4.14%
2280 Occupational Education(Grades 9-12)	1,622,750	1,635,882	13,132	0.81%
2330 Teaching-Special Schools	388,545	392,675	4,130	1.06%
2610 School Library & AV	335,495	339,809	4,314	1.29%
2630 Computer Assisted Instruction	1,440,544	1,496,305	55,761	3.87%
2805 Attendance-Regular School	148,098	157,452	9,354	6.32%
2810 Guidance-Regular School	1,399,137	1,404,757	5,620	0.40%
2815 Health Svcs-Regular School	1,450,469	1,419,387	(31,082)	-2.14%
2820 Psychological Svcs-Reg Schl	1,340,049	1,442,526	102,477	7.65%
2825 Social Work Svcs-Regular School	990,838	1,036,931	46,093	4.65%
2850 Co-Curricular Activ-Reg Schl	299,542	303,764	4,222	1.41%
2855 Interscholastic Athletics-Reg Schl	898,059	917,079	19,020	2.12%
5510 District Transportation Services	160,903	168,942	8,039	5.00%
5540 Contract Transportation-Med Elgble	7,220,797	7,958,767	737,970	10.22%
7310 Youth Program	16,140	15,790	(350)	-2.17%
9000 Employee Benefits	25,527,606	26,653,060	1,125,454	4.41%
9901 Transfer to Special Aid Fund	345,865	345,865	-	0.00%
9901 Transfer to School Food Service Fund	118,250	200,000	81,750	69.13%
Total GENERAL FUND	107,106,618	110,895,277	3,788,659	3.54%



2022-2023 Revenue Budget

<u>Description</u>	<u>2021-22 Budget</u>	<u>2022-23 Budget</u>	<u>Difference</u>	<u>Percent Change</u>
All State Aid	\$ 34,949,929	\$ 39,437,654	\$ 4,487,725	12.84%
Misc Sources	\$ 1,567,000	\$ 1,450,000	\$ (117,000)	-7.47%
Appropriated Reserves	\$ 2,595,000	\$ 1,257,723	\$ (1,337,277)	-51.53%
Appropriated Fund Balance	\$ 2,000,000	\$ 1,500,000	\$ (500,000)	-25.00%
Payments in Lieu of Taxes	\$ 1,347,000	\$ 1,360,000	\$ 13,000	0.97%
Property Tax Revenue	\$ 99,994,496	\$ 101,979,179	\$ 1,984,683	1.98%
Total	\$ 142,453,425	\$ 146,984,556	\$ 4,531,131	3.18%

Source: Governor's 2022-23 Executive Budget Proposal – 1/18/22





2022-2023 Use of Capital Reserve

Authorization for use of Capital Reserve Proposition: \$16,100,000

• ADA Compliant Bathrooms – District-Wide	\$11,255,625
• Athletic Turf Field – High School	\$ 2,380,500
• New Grandstands (Home/Away) – HS (Press Box / Scoreboard / Paving)	\$ 1,604,250
• <u>New Track – High School</u>	\$ 859,625
	<u>\$ 16,100,000</u>

*These funds are already set aside in the district Capital Reserve Fund –
No additional impact on the tax levy*



2022-2023 Create Technology Reserve

Creation of a Technology Reserve Proposition:

- New additional 1:1 personal devices due to COVID response
- Additional demands on the district technology infrastructure
- Need to create a replacement cycle as first phase of devices will become obsolete
- First anticipated use of reserve would be in 23-24 school year
 - ✓ Student devices
 - ✓ Networking infrastructure and connectivity

\$15 million Total Fund >>> 10 Year Term >>> Up to \$5 million Annual Limit

- *Funding this reserve would come from end-of-year fund balance*
- *Any expense/usage from this reserve must be voter authorized*
- *No additional impact on the tax levy*



2022-2023 Budget Development Summary

Governor's Executive Budget = Long-term Strategic Planning

Budget
Expenses

Budget
Revenue

\$146,984,556

=

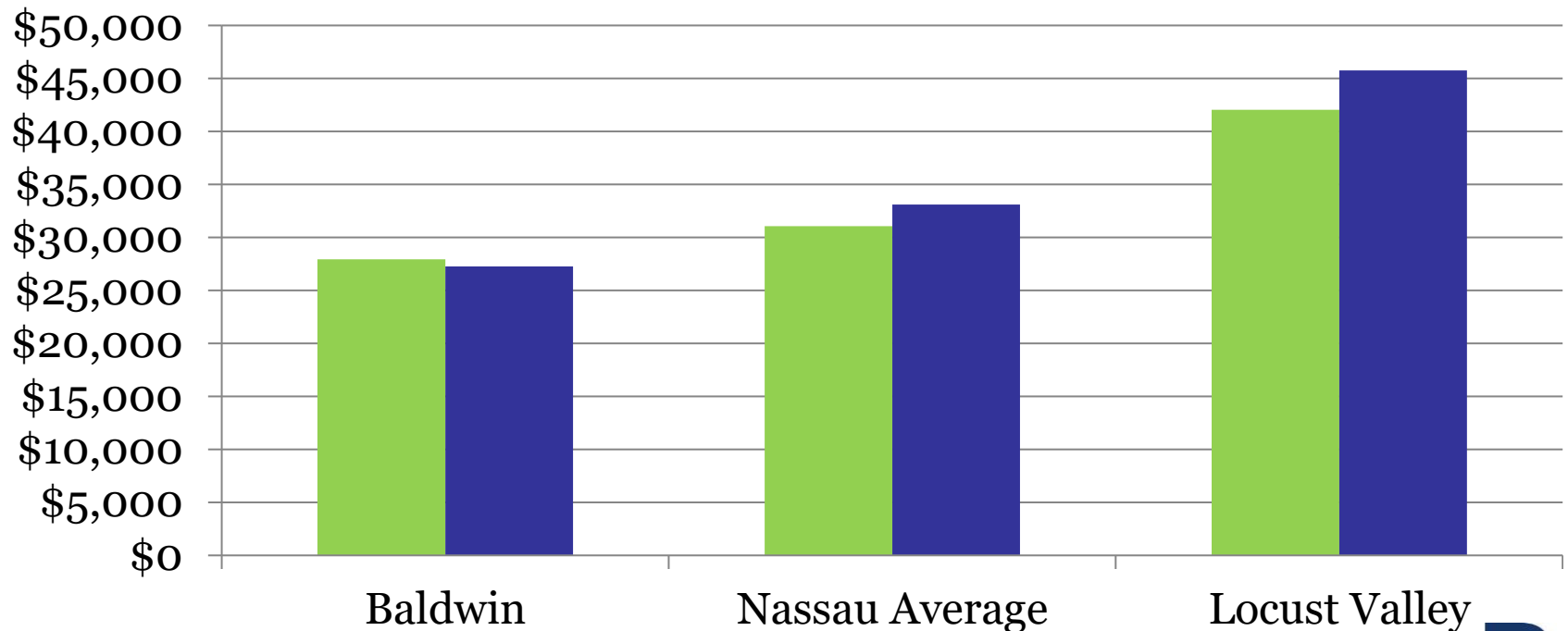
\$146,984,556

We await final NYS budget numbers!



Per Pupil Expenditure Comparison

Average Per Pupil Expenditures
2020-2021
K-12 Nassau Districts



■ 2019-20 ■ 2020-21

Source: 55th Nassau BOCES – Annual Study of School Costs





Transfer to Capital

Anticipated Capital Projects

Shubert School — Abatement and Soffit Restoration	\$ 2,207,800
HS Tennis Courts — Restoration/Resurfacing	\$ 383,700
<u>Safety / Security Enhancements — District-Wide</u>	<u>\$ 1,133,500</u>
	\$ 3,725,000



Property Tax Cap

Baldwin UFSD's Property Tax Cap for the
2022-2023 School Year will be 1.98%

Baldwin Schools will keep expenses within the tax cap limit



Rules for Contingency Budget

If the budget is defeated twice, pursuant to NYS Tax Cap legislation, there can be no increase in the tax levy – **0%**

Regulations for a Contingency Budget:

- Budget Reductions necessary for zero tax levy
- All Capital work removed from budget
- No new equipment
- No new Pupil Uniforms
- No General Fund subsidy for food service



2022-2023


Long Term / Multi-Year Planning



Sustainability
Multi-Year Planning



Program Highlights





College Acceptances

2,924 college applications were processed in 2020-2021

Baldwin High School students were accepted at over 225 colleges

- Barnard College
- Boston College
- Brown University
- Columbia University
- Cornell University
- Dartmouth College
- Duke University
- Emory University
- Georgetown University
- Harvard University
- Johns Hopkins University
- Northwestern University
- Princeton University
- SUNY Binghamton
- University of California-Berkeley
- University of Delaware
- University of Miami
- University of Pennsylvania
- Virginia State University
- Yale University
- New York University
- Colgate University
- The George Washington University
- Vassar College
- Fordham University
- Rensselaer Polytechnic Institute
- SUNY College at Geneseo
- Rutgers University



Mentoring Program

High School:

- 140 students participate

Middle School:

- 100 students participate

Elementary Schools:

- 90 students participate





Extra-Curricular Clubs: Elementary

- Art Club
- Character Counts Club
- Drama Club
- Fencing Club
- Jazz Club
- Literature Club
- Newspaper Club
- Safety Patrol
- Science Club
- Drum Ensemble
- Robotics Club
- Student Council
- Team ORCHID
- Yoga Club
- Ukulele Club
- Walking Club
- Garden Club
- Stage Crew
- Future Problem Solvers





Extra-Curricular Clubs: Middle School

- Art Club
- Book Club
- Select Choir/Bruin Singers
- Math Club
- Chamber Orchestra
- Chess Club
- Dance Club
- Drumming Club
- Blue & Gold
- GSA Rainbow Club
- GLO Club
- National Jr. Honor Society
- School Store
- Student Interest Organization
- Technology Club
- Yearbook Club
- Jazz Band
- Peer Tutoring Club



Extra-Curricular Clubs: High School

- Art for Charity
- Academons
- Arts Honor Society
- Athletes Helping Athletes
- Bakers Club
- Book Club
- Bruin Yearbook
- Chess Club
- Class of 2022
- Dance Club
- Drama Club
- Fashion Club
- Future Business Leaders of America
- Retro Gaming Club
- Gay and Straight Alliance (GSA)
- Golden Wave
- Key Club
- Mathletes
- Colors for Coats
- Learning Legacy
- Make A Wish
- Model UN
- Mercy Medical Explorers
- Mock Trial
- National Honor Society
- Phoenix Magazine
- Photography Club
- Robotics
- SADD (Students Against Destructive Decisions)
- Science Olympiad
- Sign Language Club
- Sound & Light Crew
- Spanish Club
- SPARK Challenge Club
- S.T.A.R. Club (Students That Are Rising)
- Step Club
- Teal Club
- Virtual Enterprise Club
- Intramurals/Sportsnite
- Student Leadership Council
- Volleyball

Athletics: High School

- Football
- Boys/Girls Soccer
- Field Hockey
- Cheerleading
- Cross Country
- Boys/Girls Tennis
- Girls Volleyball
- Boys/Girls Basketball
- Boys/Girls Bowling
- Coed Marksmanship
- Boys/Girls Indoor Track
- Wrestling
- Girls Badminton
- Boys/Girls Lacrosse
- Boys/Girls Track & Field
- Baseball
- Softball



Athletics: Middle School



- Football
- Boys/Girls Soccer
- Field Hockey
- Girls Tennis
- Girls Volleyball
- Boys/Girls Basketball
- Boys/Girls Track & Field
- Boys/Girls Lacrosse
- Baseball
- Softball
- Wrestling





Fine & Performing Arts: Events

- Winter Presentations -
Elementary Schools
- Spring Presentations –
Elementary Schools





Fine & Performing Arts Middle School Annual Events

- District Office Art Exhibit
- Winter Presentations
- District Choral Festival
- District String Festival
- Musical Revue
- Secondary Art Exhibit





Fine & Performing Arts: High School Annual Events

- Homecoming
- Tri-M Music Honor Society Induction Ceremony & Performances
- Musical Production
- Winter Concert - Band, Chorus, & Orchestra
- District Choral Festival
- Drama Production
- District String Festival
- Art Honor Society Induction Ceremony
- Secondary Art Exhibit
- Suites & Sweets
- Small Ensemble Concert
- Student Production
- Spring Concert – Band, Chorus, & Orchestra
- Jazz Night





Points of Pride Music & Art Programs

- 2021 - Baldwin Voted One of the Best Communities for Music Education
- 1 All State Ensemble Musician
- 36 Art Supervisor Association All County Art Exhibition Artists
- 3 Honor Band Performers at NYSBDA (NYS Band Directors Assoc.)
- 3 Students Participated in the Art League of Long Island 15th Annual “Go APE” Advanced Placement Student Exhibition



Points of Pride Athletics

- Boys' Basketball, Girls' Basketball, Boys' Soccer - Conference Champions
- Aurora Wojtczack recognized as top 50 field hockey player on Long Island from Newsday.
- Boys Varsity Soccer Team and coaches, Chris Soupios and Darius Burton, named "Conference One Champions."
- Elijah Bell and Olutoyin Green were selected as the 2021-2022 recipients of the "Outstanding Physical Education Students of the Year" award by the NYS Association for Health, Physical Education, Recreation & Dance.
- Darius Burton Recognized by Newsday and Nassau county legislator
- Nassau County Athletic Hall of Fame – Anna Paluszek, Edward Reinisch and Marion "Miki" Waldman DeBaise



Points of Pride Pupil Services

- Work Based Learning Sites for students in our Life Skills Program: Ideal Foods, Glory Beezzz, Costello's Ace Hardware, Stop and Shop, Applebee's, Walgreens, Petco, Baldwin Bowl, Freeport Recreation Center, Mercy Medical Center
- High School Challenger Basketball Team: 4-1 record for 3 consecutive years (2019-20 season begins on March 10, 2020)
- Six high school students (15:1/Co-Teach program) participated in a job shadow day at a medical office. Students were able to learn from all medical and office staff. Students later participated in a Spark! Challenge and came in second place for the presentation portion of the challenge.
- District-wide implementation on the elementary level of various Mindfulness programs (i.e. Calm Classroom) and Social Emotional Learning Curriculum (i.e. Second Step)
- Residency Investigations – 59 non-residents excluded (2018-19 school year)
43 non-residents excluded (as of February 10, 2020)

Points of Pride Academics



	2021	2020	2019	Students with disabilities	Economically disadvantaged
Baldwin High School	98%*	97%	98%	85%	97%
Nassau	94%	93%	92%	79%	89%
Suffolk	91%	90%	89%	78%	84%
New York State	86%	85%	83%	64%	81%

* Graduates through August



Points of Pride

The Global Business and Entrepreneurship Academy

- Virtual Enterprise is made up of two firms. SuppLI and OneWorld have just advanced to the second round of the Business Plan Competition in Long Island. Both companies have participated in the Regional and National Long Island Trade Shows and have placed in the top 25% for the Elevator Pitch Competition. OneWorld received an honorable mention for their branding expertise. To give back to the community, learners collected food and toys for the Northwell Health Toy Drive and The Bobbi and the Strays Pet Supplies Drive.
- Leadership Seminar Participants: Perry Williams, a former professional football player for the NY Giants, spoke to our Business Academy students about what it takes to be a leader in business and in life.
- National Virtual Internship Program: Students are working directly with CTOs and CEOs of companies featured in Forbes Magazine, Buzzfeed and Project Runway, from all over the country on digital marketing and entrepreneur internships.



Points of Pride

The Global Business and Entrepreneurship Academy

- Senior Internship: We have 22 students participating in Work Based Learning opportunities with community partners, including the Nassau County Department of Public Works, Northwell Health LIJ Valley Stream, and Inti Technology.
- Teach Business Day: Coordinated virtual seminars with Senior Associates from the Metro New York Audit Practice for KPMG LL.
- Virtual Adelphi Apprentice Challenge - Business Conference Participants: Students tested their skills and worked collaboratively in teams to develop a marketing plan based on a sample case assignment. They then presented their plan to Adelphi leaders, showcasing their marketing skills.



Points of Pride Law Academy

- Northwell Health Medical Marvel 1st Place Winners: Students created a poster and a documentary on gun violence prevention, which leads to them becoming Northwell leaders on creating social change.
- Girls Empowerment Leadership Summit Presenters: Students were selected to participate on the Panel for Change and present to student leaders from all of Nassau County, as well as the Hempstead Prevention Coalition.
- Nassau County Peer Diversion Court Participants: Youth Court Leaders visited Government and Law classes to showcase how restorative practices are utilized in Peer Diversion Court, which leads to student leaders participating as youth leaders in court sessions.



Points of Pride Law Academy

- Internships for Assemblywoman Judy Griffin's Office, the Mayor of Freeport and Turnup Social Justice and Activism National Internship Program (College-Level Internship).
- Nassau County Bar Association Experience: Lawyers from the association spoke to Government and Law Academy students on the pathway to becoming a lawyer.
- Energeia Civic Leaders Participants: Students joined civic leaders from other schools at Molloy College bi-monthly to create a community change project focused on social justice.
- Mock Trial went 2/1 in the season and advanced through the preliminary rounds, to make it to the semi-finals.



Points of Pride

STEM/Engineering Academy

- Morrison Mentor Internship Program: Students participated in a computer building program called “Build it, Create it, Be it”. The program is dedicated to helping students further their education in S.T.E.A.M by teaching them the computer building process, from start to finish. Through the process of building a P.C., students were taught the purpose and function of each piece, and how to read a comprehensive plan that shows how each part fits together.
- Students participate in college level classes, such as College Engineering, College Robotics, College Coding, College C.A.D and College Architecture. Through these courses students learn about architectural analysis, urban architecture, interior design, 3D printing, prototypes, Raspberry Pi, Programming (Java, C++, Visual Basic) and Hardware and Software Systems.
- Students earn their F.A.A Certification at the conclusion of the Introduction to Drones Course.
- The Robotics Team participates in FIRST Robotics Competitions.



Points of Pride

Medical & Health Sciences Academy

- Northwell Health Spark! Challenge Clinical Researcher First Place Video Winners
- Northwell Health Career Development Certificate Program: Students participated in a two part program. The first part included live virtual sessions taught by Northwell team members with topics such as Northwell's patient experience, diversity and inclusion, corporate social responsibility, and professional development, including resume writing and tips for virtual interviewing. During the second part, participants watched on-demand videos at their own pace to discover a variety of healthcare careers such as nursing, radiology, business, telehealth, clinical laboratory science and others.
- Senior Internship Northwell Health Virtual Career Seminar Program: Students from the Senior Internship program participate in a bi-monthly session with a different professional from Northwell.



Points of Pride

Medical & Health Sciences Academy

- Molloy College Nursing Shadow Day: Students were able to experience a full day of being a freshman nursing student. Students started their day being paired with a Nursing Student Ambassador. Our learners then shadowed their ambassador by attending their chemistry, as well as their anatomy and physiology classes. Students engaged with classmates, asked questions to professors, and were introduced to nursing practices.
- Internships at Baldwin Animal Hospital.
- Students participate in classes allowing them to be certified in CPR, AED, and First Aid.



Points of Pride

New Media Academy

- National Virtual Social Media Internship Program: Students are partnered with businesses from around the country, tasked with leading social media projects for their program. Businesses vary from virtual magazines, energy healers, social justice organizations and clothing design companies featured in Forbes Magazine and Vogue.
- Students participate in the College Introduction to New Media course, which was created in partnership with Stony Brook University's New Media Program.
- “What’s Bruin” TV Show: Students host, write and film a schoolwide TV show, highlighting the events and opportunities available at Baldwin High School.



Points of Pride Education Academy

- **JA High School Heroes:** This program provides leadership development opportunities to high school students who deliver JA programs in elementary schools.
- **Brookside Student Teaching:** Students in both the Introduction to Teaching Course and the Senior Internship Course visit Brookside Elementary School and are assistant student teachers. Students facilitate and help create lesson plans, differentiate instruction, and assist students with communication skills during their classroom visits.
- Students participate in College Critical Issues in Education and College Foundations in Education, in partnership with Molloy College.



Points of Pride

Fine & Performing Arts Academy

- **Composer Internship Program:** Students were selected to participate in a program with a professional composer, whose works have been featured on television, at the White House, and have honored presidents, prime ministers, senators, and royalty.
- **Isadora Duncan Foundation Grant Recipients:** Students were able to partake in modern dance master classes focused on building confidence and encouraging self-expression. Through this class series, students were able to utilize the practices of Isadora Duncan, which championed the notion of free-spiritedness coupled with philosophy, humanity, and understanding the self-both in mind and body.
- Students have the opportunity to take Advanced Placement Studio Art.
- Students participate in the National Art Honor Society Program.



Points of Pride

Academics & Baldwin Family

- August Graduation Rate – 98%
- Baldwin High School is one of U.S. News & World Report’s “Best High Schools for 2021” for the 2nd year in a row, moving up 60 places in the state ranking!
- Baldwin UFSD was selected to be part of the AASA Learning 2025 Initiative.
- Xavier Foster, designated a Commended Student in the 2022 National Merit Scholarship Program.
- Xavier Foster nominated for 2022 U.S. Presidential Scholars Program.
- Jasmine Bish and Izabelle Eustache, received the LIU (Long Island University) “High School Scholars NY Mets Jim Plummer Memorial Scholarship”
- Middle School Math Club ranked first in the state in the Euclidean Division of the Continental Mathematics League (CML).
- Middle School student, Ethan Questelles, has been ranked on a national level with his perfect individual score of 18 out of 18 in the Euclidean Division of the Continental Mathematics League. He is the only student from New York to place nationally.
- Lenox and Plaza recognized as National PTA Schools of Excellence second time in a row



Points of Pride Baldwin Family

- The New York State School Boards Association recognized Baldwin UFSD as a “Champion of Change” for the Hello Neighbor Project.
- Anthony Mignella, assistant superintendent for instruction, recognized by Higher Ed Dive as a "Rising Star.
- High School Senior Daniella McCoy featured in Newsday’s Way to Go section for spearheading “The Essential Giveback” project.
- District Administrators, Anthony Mignella and Leslie Duffy, Among Co-Authors for Columbia University's eBook
- High School student, Raquel Bryant, received the “Making a Difference” award from the Freeport Police Department.
- Baldwin High School Students Invited to Join Northwell Health’s National Forum on Gun Violence Prevention
- Brookside named a 2022 State School of Character by Character.org
- Baldwin Bruins Sports Podcast wins Best of Long Island 2022, Best Podcast
- High School Principal Neil Testa wins Best of Long Island 2022, Best Principal
- Class of 2021 graduate Sterling Young-Wells earns Girl Scouts Gold Award



2021-2022 Program Additions

- Professional Development – Curriculum Writing/Revisions
- Instructional Technology in the Classrooms
- Applied Coding & Computer Science –
- STEM/Engineering Academy
- Early Childhood & Education Course –
- Education Academy
- Restorative Practices Program at the High School and Middle School
- RULER Program at the Elementary Schools



IMPORTANT INFORMATION: Budget Vote & Election

Budget Vote: Tuesday, May 17, 2022

7am – 10pm; Location Change to Baldwin High School
841 Ethel T. Kloberg Drive



What is the Purpose of a School Budget?





Questions on the Budget?
We want you to be informed!

Dr. Shari L. Camhi

Superintendent of Schools
516-434-6010

Dr. James P. Robinson

Assistant Superintendent for Business
516-434-6040

Jennifer Walsh

Assistant Business Manager
516-434-6040



**BALDWIN
SCHOOLS**