


How To Draw A Pontiac Firebird Muscle Car

- [Tutorials](#)

by *Roman* - February 14, 2015 14



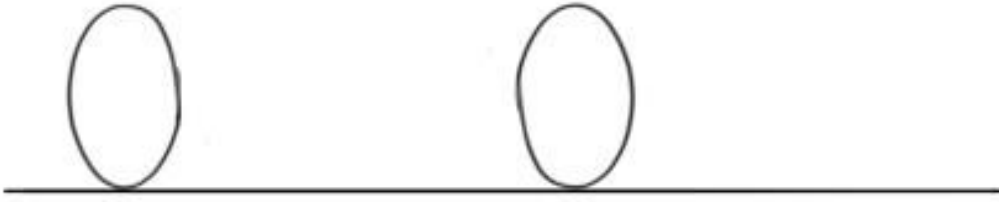
www.juniorcardesigner.com

This tutorial was requested by our friend Justen from uh... He didn't say but here it is, how to draw a Firebird muscle car.

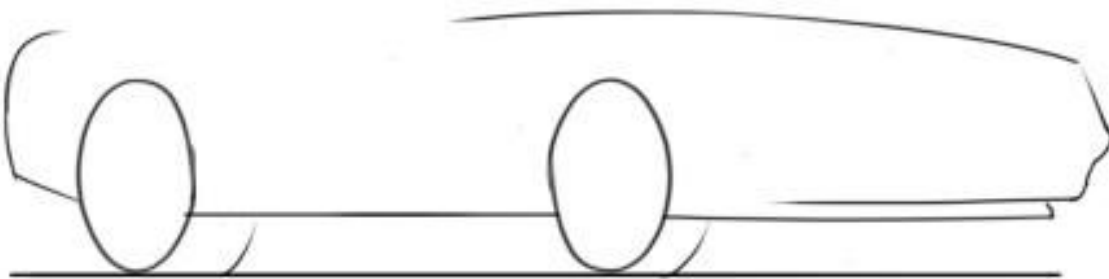
The car is a 1978 Pontiac Firebird in the Trans Am version. I think this is a very cool car. One of the coolest muscle cars ever if you ask me.

Let's begin then.

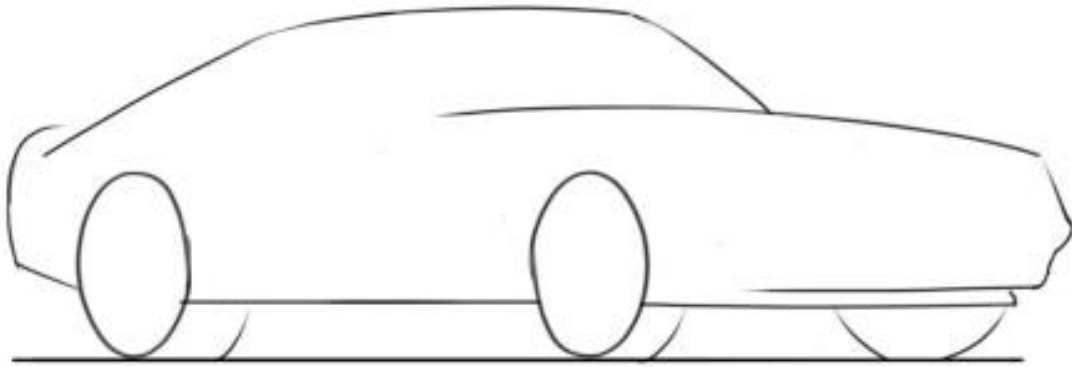
The wheelbase in most muscle cars, at least the old ones, is very long.




Draw the body now. This car has a small skirt beneath the front bumper. In general, is a low car. Maybe because I drew it from a slightly modified Firebird.



Next draw the cabin. At the back it falls very low, almost at the height of the rear wheel. The front is less dramatic.



Draw the windows and the door now. Look at the division on the roof. This is because you can remove the top panel from the car and make it a sort of convertible car. Maybe it's more of a Targa kind of car. This means that you don't remove the whole roof, just the middle section.




This is where the car starts to take shape a lot. I think I added a lot of elements in this step but it's very simple if you pay attention:

On the door draw the side mirror and the door handle with the key hole.


On the side of the car draw an air vent next to the front tire, side indicators at the front and at the back and lastly add a line in between the wheels. This is a styling thing so the side doesn't look bland and in gives the car a lean look.

At the front draw the main grill, which is divided into two, and just below draw a couple of air intakes.

Finally, draw a line indicating the edge of the fender above the front wheel. Very important this is because in helps with the three-dimensional feel.



The final step is to draw the rims, the lamps at the front, the logo in the middle and a thing that pops out of the hood, which I have to admit, I don't know what it is for. One thing I know, it's not an intake. If someone knows what it is for let us know it the comment section.



www.juniorcardesigner.com