

Online Library Class Canvas Instructions

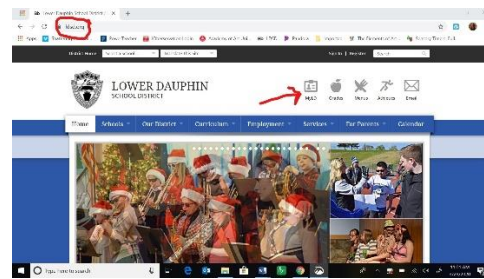
I will open up a new module in Canvas every Sunday for the week ahead. Some of you already know how to use Canvas. If you are new to Canvas or just need help getting to the library course, follow the steps below using your school computer. If you have the Canvas app on another device you can use that but the steps are a little different. Contact me if you need help: llong@ldsd.org.

1. Using your school-issued computer, double click on MyLD on your Desktop or you can get to MyLD on your own computer through the district website: www.ldsd.org.



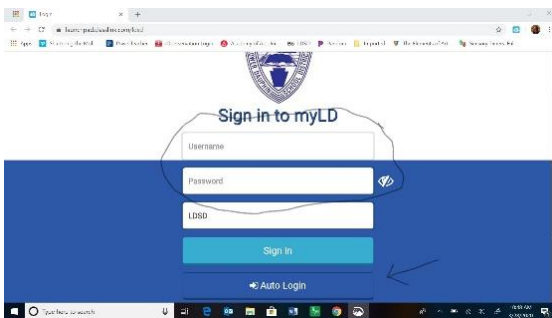
(Using your school-issued computer)

OR

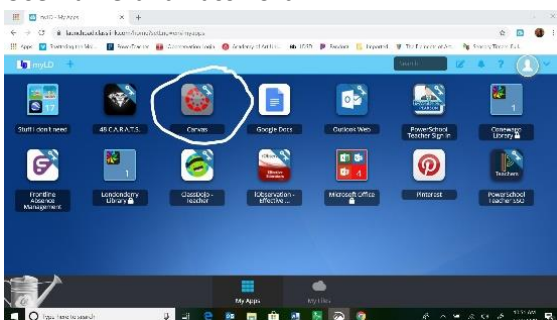


(Using your home computer/smart device)

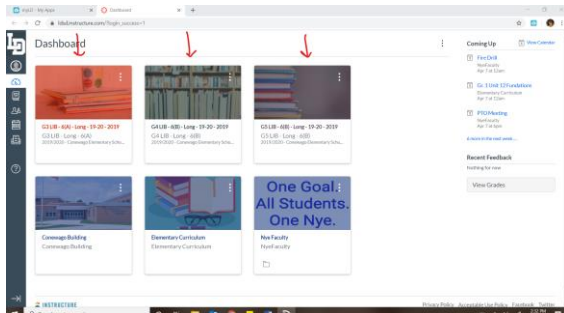
2. You can try the auto login but if that doesn't work, you will have to type in your LD Username and password.



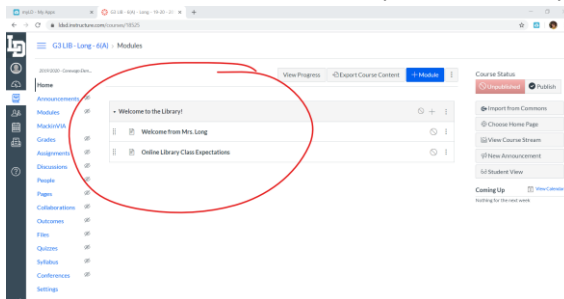
3. Click on the Canvas app. If you haven't been in Canvas before you may have to login. Use your LD Username and Password.



- If the following screen doesn't show up (your courses will be different than mine), click the dashboard button on the right side. Click on the library course which looks like one of the pictures below the red arrows.



- The first module that you will see is Welcome to the Library. There is a short welcome message from me and some information about expectations for your online library class.



- To start a module, just click on the first activity in the module. Some sections will just be a page to read. Other sections may be a discussion. There will be a text box for you to type an answer and submit. Let me know if you need help!