





Student-Led  
Conferences


Thursday, June 13



# The why.

**Student Led Conferences are the culmination of a student's work toward Mastery on the Essential Standards.**

**This is their opportunity to show their adult guest the evidence of their learnings.**



## The Format:

- ◆ Special schedule for the day (June 14). 10am - 6pm
- ◆ Conferences 10:30am - 6pm
- ◆ Guardians sign up for a 15-min appointment. Students only attend school for that 15-min time period.
- ◆ Guardian & student arrive, they go to their Advisory room, and sit down at a table.
- ◆ The student retrieves their Portfolio from a crate, and proceeds to follow a previously practiced checklist.





# Examples of "Evidence of Learning on the Essential Standards"

BENCHMARK	FALL				WINTER				SPRING				PERSONAL RECORD
	1st Trimester	MY GOAL	LAP SCORE	GOAL MET?	2nd Trimester	MY GOAL	LAP SCORE	GOAL MET?	3rd Trimester	MY GOAL	LAP SCORE	GOAL MET?	
	PACER (20 meter laps)	October	44	44	YES NO	January	41	50	YES NO	April			
AMRAP	November	46	87	YES NO	February	41	42	YES NO	May			YES NO	
	December	88	—	YES NO	March			YES NO	June			YES NO	

BENCHMARK	FALL			WINTER			SPRING			PERSONAL RECORD
	PRE	My GOAL	My SCORE	PRE	My GOAL	My SCORE	PRE	My GOAL	My SCORE	
	BURPEES AMRAP (2 minutes)		—	21		35	35		—	
	Goal Met?	YES	NO	Goal Met?	YES	NO	Goal Met?	YES	NO	

BENCHMARK	FALL		WINTER		SPRING		PERSONAL RECORD		
	My GOAL	My SCORE	My GOAL	My SCORE	My GOAL	My SCORE			
	STARLORD (For Time)	—	—	—	—	—		—	MY BEST TIME: _____
THEN	My TIME	5:15	My TIME	—	My TIME	—			
	GOAL MET?	YES	NO	GOAL MET?	YES	NO	GOAL MET?	YES	

AMRAP CHALLENGES (optional)	FALL		WINTER		SPRING		PERSONAL RECORD
	My GOAL	My SCORE	My GOAL	My SCORE	My GOAL	My SCORE	
"Dawa" PUSHUPS - 1) Hand Release (straight legs) OR 2) Regular	Push-Up Score	65	Push-Up Score	47	Push-Up Score	—	MY BEST PUSH-UP SCORE _____
	Hand Release or Regular	Hand Release	Hand Release or Regular	Hand Release or Regular	Hand Release or Regular	Hand Release or Regular	
"Boom" THRUSTERS - front squat with push-press	Thruster Score	—	Thruster Score	—	Thruster Score	—	MY BEST THRUSTER SCORE _____
	Wall Ball/Slam Ball: lbs	—	Wall Ball/Slam Ball: lbs	—	Wall Ball/Slam Ball: lbs	—	
"Master" JUMP ROPE - Single Unders	Jump Score	89	Jump Score	170	Jump Score	—	MY BEST JUMP SCORE _____
	Plank Time (2 minute max)	2:00	Plank Time (2 minute max)	1:45	Plank Time (2 minute max)	—	
"Olympian" PLANK CHALLENGE (from your elbows)	Plank Time (2 minute max)	2:00	Plank Time (2 minute max)	1:40	Plank Time (2 minute max)	—	MY BEST PLANK TIME (2 minute max) _____
	Wall-Sit Time (2 minute max)	2:00	Wall-Sit Time (2 minute max)	1:40	Wall-Sit Time (2 minute max)	—	
"Tiger" WALL-SIT	Wall-Sit Time (2 minute max)	2:00	Wall-Sit Time (2 minute max)	1:40	Wall-Sit Time (2 minute max)	—	MY BEST WALL-SIT TIME (2 minute max) _____

LA Teacher: Ms. Karas  
Period: 2

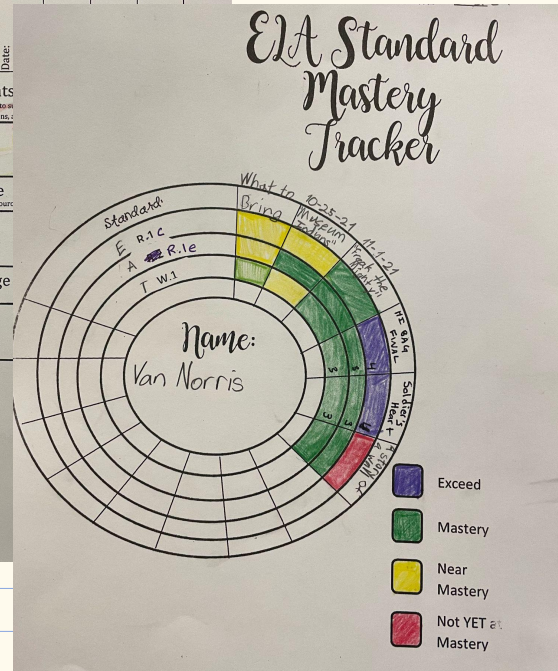
Key:  
 Exceed  
 Mastery  
 Near Mastery  
 Not Yet at Mastery

Date: 12 September  
 Subject: Burpees  
 Date: 10 December  
 Subject: Proq Testing  
 Date: \_\_\_\_\_  
 Subject: Frackling  
 Date: \_\_\_\_\_  
 Subject: \_\_\_\_\_  
 Date: \_\_\_\_\_  
 Subject: \_\_\_\_\_  
 Date: \_\_\_\_\_

W8.1a - Thesis Statements  
 I can identify the essential question and make a claim. I can introduce three reasons to support my claim.  
 I can identify supporting evidence for my three reasons. I can organize my claim, reasons, and evidence.

W8.1b - Citing Evidence  
 I can evaluate evidence to find the strongest support for my claim. I can evaluate counter-evidence.

L8.6 - Formal Language  
 I can use formal & academic language.



PE's Fitness Cards

8th-grade Reading and Writing Mastery Trackers



# The Substance of the Meeting

## Reflection & Connection!

1. Students greet their adult guest and introduce them to their teacher.
  - a. (See example '[Welcome Speech](#)') This is in both English & Spanish.
2. Students begin sharing their prepared Reflection Sheets one subject at a time. Every subject is shared at the same time in the Advisory classroom.
  - a. (See example '[Reflection Sheet](#)') This is in both English & Spanish.
3. After the last subject is shared, students take all their work home with them.

**EXAMPLE**

## Welcome Speech

Thanks for coming to my conference this afternoon. I have about 15 minutes to share my portfolio of work from this year. As we go, I'll be explaining to you what I have learned this year.

If you have any questions along the way, I'll try to answer them. At the end, we will write a goal for me for next year.

If you don't have any questions, I'll begin with...

## Portfolio Selection

**EXAMPLE**

our learning goal on this Essential Standard was \_\_\_\_\_.

I succeeded on this Standard by learning \_\_\_\_\_.

I still could use practice on \_\_\_\_\_.



I know that I will build on this skill next year by \_\_\_\_\_.



# After the Conference....



Students and their guests “Check Out” of school:

- 
- 
- Pay fees
  - Get yearbook
  - Return Library books
  - Turn in permission slip for final day trip
  - etc.
- 