

# Measuring Instructions

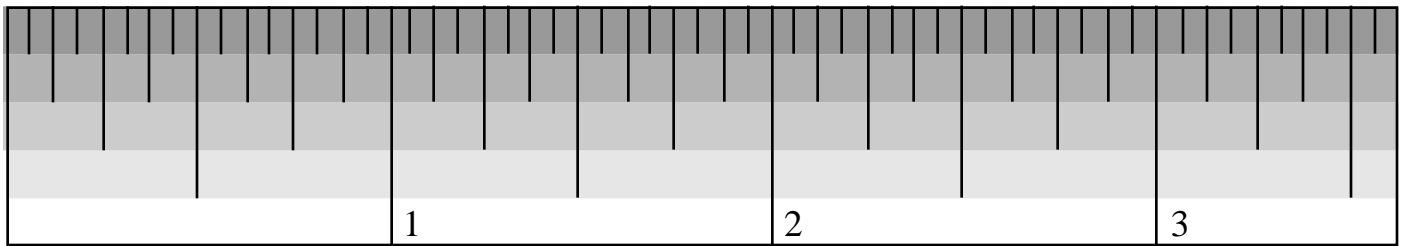
**Step 1: How many Whole inches are there?**

**Step 2: What is the denominator?**

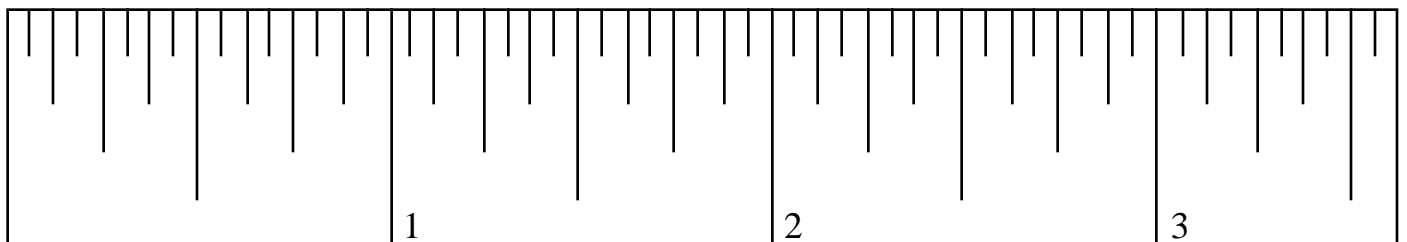
Move to the end of the fraction line and decide what color row you are in.  
How many equal sized rectangles are there in that row (2, 4, 8, or 16)?

**Step 3: Determine the numerator.**

Stay in the same colored row of rectangles and count the marks from the last inch mark (the smaller number).



A standard measuring device does not have the shaded bands. You need to be able to "read" the marks. Just like the ruler above, you determine the denominator (2, 4, 8, or 16). How long is that line? Take your eye to the end of the mark (away from the edge). However long that mark is, you need to keep your line of sight parallel to the edge of the ruler as you count. Count all of the marks you bump into as you count along the ruler. Don't count any of the marks that are smaller.



# Measuring Quiz

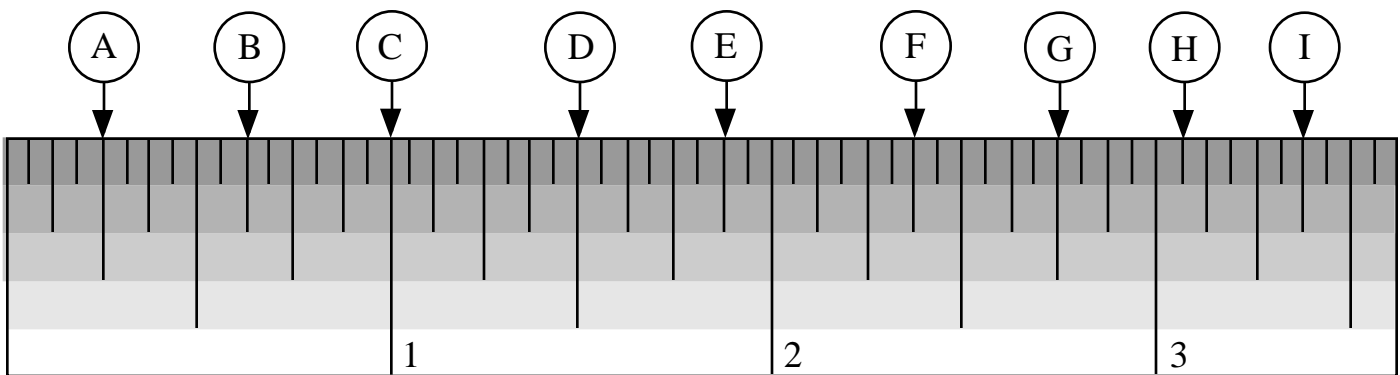
**Step 1: How many Whole inches are there?**

**Step 2: What is the denominator?**

Move to the end of the fraction line and decide what color row you are in.  
How many rectangles are there in that row (2, 4, 8, or 16)?

**Step 3: Determine the numerator.**

Stay in the same colored row of rectangles and count the marks from the last inch mark (the smaller number).



A. \_\_\_\_\_

F. \_\_\_\_\_

B. \_\_\_\_\_

G. \_\_\_\_\_

C. \_\_\_\_\_

H. \_\_\_\_\_

D. \_\_\_\_\_

I. \_\_\_\_\_

E. \_\_\_\_\_