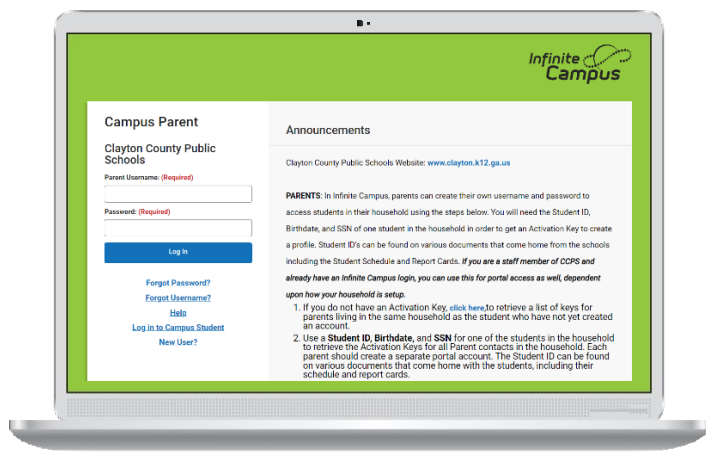




## Parents & Students, information is at your fingertips.

The Infinite Campus Parent and Student Portal provides access to your child's schedule, attendance, grades, and school announcements. You can easily access the portal from any smart device (tablet, smartphone, etc.) by downloading the Campus Parent and Student Portal App or by using a web browser on any PC or Mac.

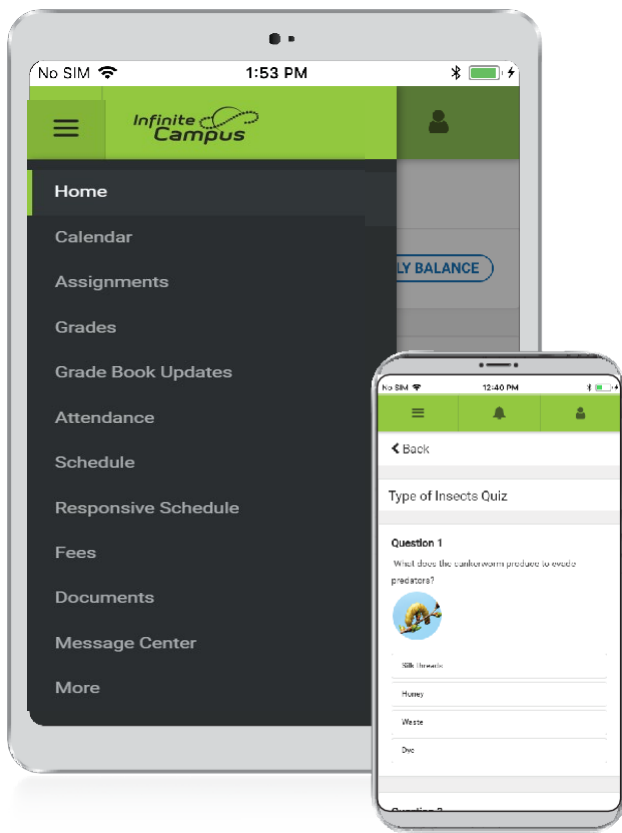


### Access on the Web Campus Student and Campus Parent

Campus Student and Campus Parent are designed to provide real-time access to student information. The easy-to-use design displays what is currently happening in the classroom so you can understand, monitor, and participate in the educational process.

- » Announcements
- » Assignments
- » Attendance
- » Grades
- » Schedules

AND



### Download the Mobile App Campus Student and Campus Parent

#### Announcements

Quickly see district announcements as they are posted.

#### Assignments

Browse assignments by specific class or due date.

#### Attendance

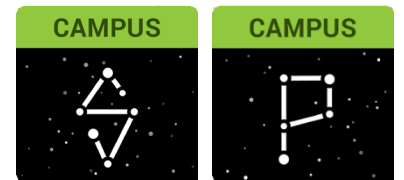
Review attendance events in summary and detail form.

#### Grades

Immediate access to grades as they are posted.

#### Schedule

Review schedule from anywhere, at any time.



Infinite Campus Mobile Apps can be downloaded through the Apple App Store or Google Play Store



Learn more at  
<https://www.clayton.k12.ga.us/resources/students-and-parents>





# Access Your



# Parent Portal

Follow the instructions below to access the Campus Portal through your web browser or smart device (i.e., PC, MAC, laptop, tablet, smartphone, etc.).

## Existing Account?

❖ **Already have a Campus Portal Account:**

**To LOG into your Campus Portal Account,** SCAN the QR code or ENTER the link below in your web browser.

<https://sis.clayton.k12.ga.us/campus/portal/clayton.jsp>




## New Account?

❖ **Need to create a Campus Portal Account:**

**If you have an Activation Key,**

SCAN the QR code or ENTER the link below in your web browser to enter the Activation Key and activate your Campus Portal account.

<https://sis.clayton.k12.ga.us/campus/apps/portal/authentication/account-activation-key?appName=clayton&appType=parents>



**If you do not have an Activation Key,**

SCAN the QR code or ENTER the link below in your web browser to retrieve a list of Activation Keys for each Parent/Guardian in the household.

[https://sis.clayton.k12.ga.us/campus/K12\\_Custom/cParent/index.jsp?appName=clayton](https://sis.clayton.k12.ga.us/campus/K12_Custom/cParent/index.jsp?appName=clayton)



## Need Help?

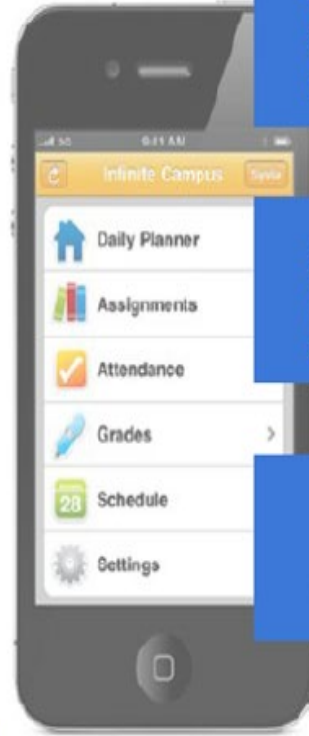
❖ **Having problem logging into Campus?**

**If you are having difficulties** creating or logging into your Campus Portal account or, please contact your child's school for help.

## Go Mobile.

Anytime, anywhere access. Get your Campus Portal info when you want it from your mobile device

**Step 1:** Download the INFINITE CAMPUS MOBILE PORTAL in your app store.



**Step 2:** Open the app and enter Clayton County in the District and Georgia in the state.

**Step 3:** Enter in your Username and password in order to sign in.

## Notice for Parents/Guardians:

To access your student(s) through the Infinite Campus Parent Portal, you will need to a username and password. If you do not have a Campus Parent Portal account, you will need the Student ID, Birthdate, and SSN of one student in your household to obtain an Activation Key. The Student ID can be found on documents sent home by the school, such as Student Schedules and Report Cards. If you are a CCPS staff member with an existing Infinite Campus login, you can use it for portal access, depending on your household setup.

Learn more at  
<https://www.clayton.k12.ga.us/resources/students-and-parents>

