



2015-2016 Proposed Budget

Revised February 25, 2015

Expense Side (Program Part)

Presented by Dr. Shari L. Camhi and Mrs. Carol Smith
February 11, 2015

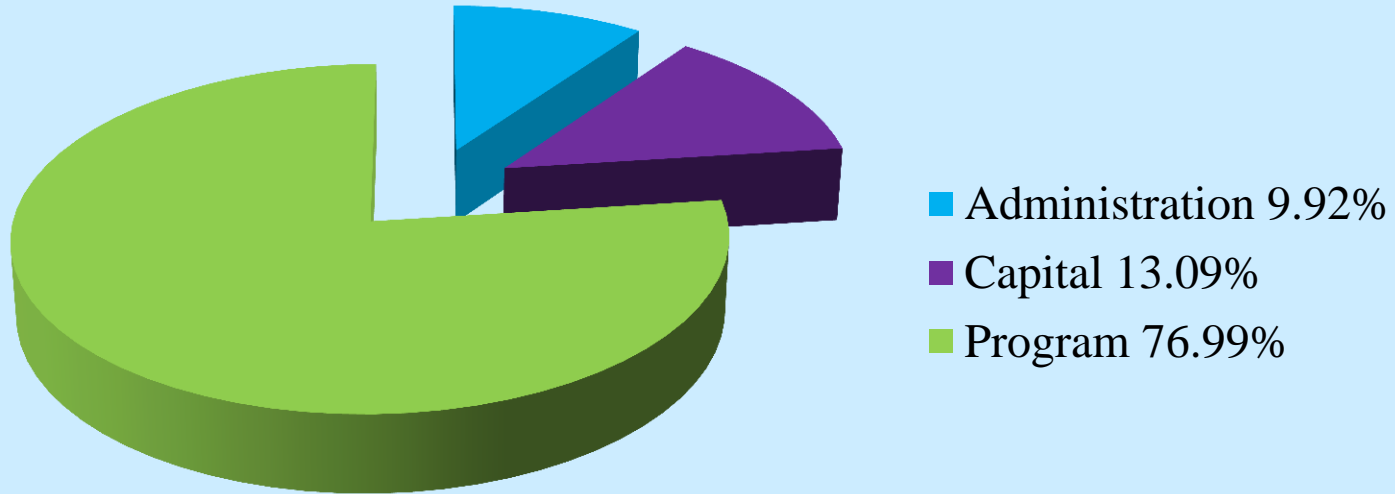


What is the Purpose of a School Budget?





2015-2016 Proposed 3-Part Budget





2015-2016 Proposed Budget Expenditures

Component	2014-2015	2015-2016	Variance: \$	% Increase
Administrative	\$11,605,687	\$12,335,552	\$729,865	6.29%
Capital	16,010,321	16,290,925	280,604	1.75%
Program	94,377,907	95,807,316	1,429,409	1.51%
Total	\$121,993,915	\$124,433,793	\$2,439,878	2.00%



2015-2016 Proposed Budget Expenditures


Revised

Component	2014-2015	2015-2016	Variance: \$	% Increase
Administrative	\$11,605,687	\$12,335,552	\$729,865	6.29%
Capital	16,010,321	16,290,925	280,604	1.75%
Program	94,377,907	95,807,316	1,429,409	1.51%
Total	\$121,993,915	\$124,433,793	\$2,439,878	2.00%

\$92M tax levy
(increase 1.39%)

\$32M other income (state aid,
reserves, appropriated fund
balance, miscellaneous income)

Total budget
to budget
increase





2015-2016 Revenue Budget

	2014-2015	2015-2016	Difference
Miscellaneous Sources	\$1,300,000	\$1,194,991	(\$105,009)
State Aid	25,218,230	25,218,230	0
Appropriated Reserves	2,300,000	3,000,000	700,000
Appropriated Fund Balance	2,523,954	3,108,622	584,668
Anticipated Property Tax 1.39% increase	90,651,731	91,911,950	1,260,219
Total	\$121,993,915	\$124,433,793	\$2,439,878

Real Property Tax \$77,386,663
 STAR 13,265,068
 Total Tax Levy \$90,651,731

Approx. Real Property Tax \$78,711,950
 Approx. STAR 13,200,000
 Total Tax Levy \$91,911,950



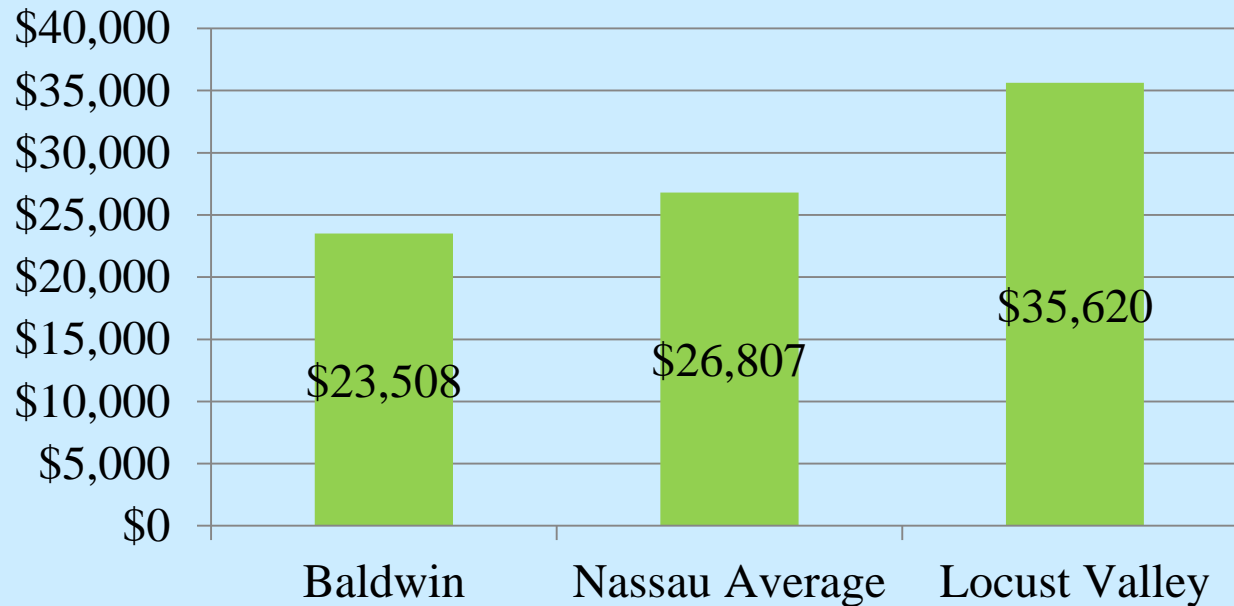
Revenue Breakdown Per Dollar

\$.63	Real Property Tax
.11	STAR
.20	State Aid
.025	Reserves
.025	Appropriated Fund Balance
.01	Miscellaneous
<hr/>	
\$1.00	



Per Pupil Expenditure Comparison

Average Per Pupil Expenditures 2013-2014 K-12 Nassau Districts



Source: Nassau BOCES – Annual Study of School Costs



Average Per Pupil Expenditure Comparison

BOARD OF COOPERATIVE EDUCATIONAL SERVICES BASED ON 2013-14 SCHOOL COSTS K-12 DISTRICTS

District	Enrollment	Per Pupil	District	Enrollment	Per Pupil
Freeport	6,804	20,905	West Hempstead	2,120	26,366
Westbury	5,052	21,682	Bethpage	2,954	26,401
Wantagh	3,222	21,771	Plainview-Old Bethpage	4,860	27,352
Hicksville	5,194	22,973	Roosevelt	3,073	27,504
Island Trees	2,449	23,020	Rockville Centre	3,558	28,022
Baldwin	4,796	23,508	East Rockaway	1,241	28,163
Glen Cove City	3,149	23,722	Malverne	1,700	29,621
Massapequa	7,461	23,756	East Williston	1,793	29,967
Oceanside	5,680	24,249	Great Neck	6,465	30,882
Farmingdale	6,023	24,820	Mineola	2,772	31,339
Seaford	2,374	24,861	Long Beach City	3,923	31,630
Plainedge	3,179	25,201	Oyster Bay	1,650	31,855
East Meadow	7,110	25,230	Lawrence	2,992	31,937
Levittown	7,310	25,451	Syosset	6,365	31,937
Hempstead	7,055	25,529	Hewlett-Woodmere	3,091	32,478
Uniondale	6,447	25,529	Roslyn	3,220	33,153
Manhasset	3,300	25,771	North Shore	2,733	33,278
Port Washington	5,331	26,069	Carle Place	1,395	33,393
Garden City	3,924	26,161	Jericho	3,050	35,428
Lynbrook	2,824	26,270	Locust Valley	2,161	35,620
Herricks	3,891	26,296			

Baldwin Union Free School District





Baldwin UFSD Tuition Rates Per NYSED

Full Day K – 6	\$12,960
Grades 7 – 12	\$12,738
Full Day K – 6 Special Ed	\$41,122
Grades 7 – 12 Special Ed	\$40,900

(Actual 2013-2014 per pupil costs)



2013-2014 Out-of-District Students & Related Services

Parentally Placed Students Private/Parochial/Charter School Services

- Transportation
- Textbooks
- Library Materials
- Special Education:
 - Resource Room
 - OT/PT/Speech/Psychological
 - Counseling
 - 1:1 Aide
- Health & Welfare:
 - Nurse
 - Speech
 - Counseling

Services for 897 Students

11

CSE Placed Students Out-of-District Special Education Services

- Tuition
- Transportation
- Occupational Therapy
- Physical Therapy
- Speech
- Psychological
- Counseling
- Nursing
- Dormitory
- Maintenance

Services for 76 Students



Long Island Funding Facts

When New York City is excluded:

- Long Island accounts for 30.0% of the annual taxable sales in the State.
- 36.7% of State income taxes were paid for by residents of Long Island.
- Only 20.4% of state aid is directed to Long Island schools.

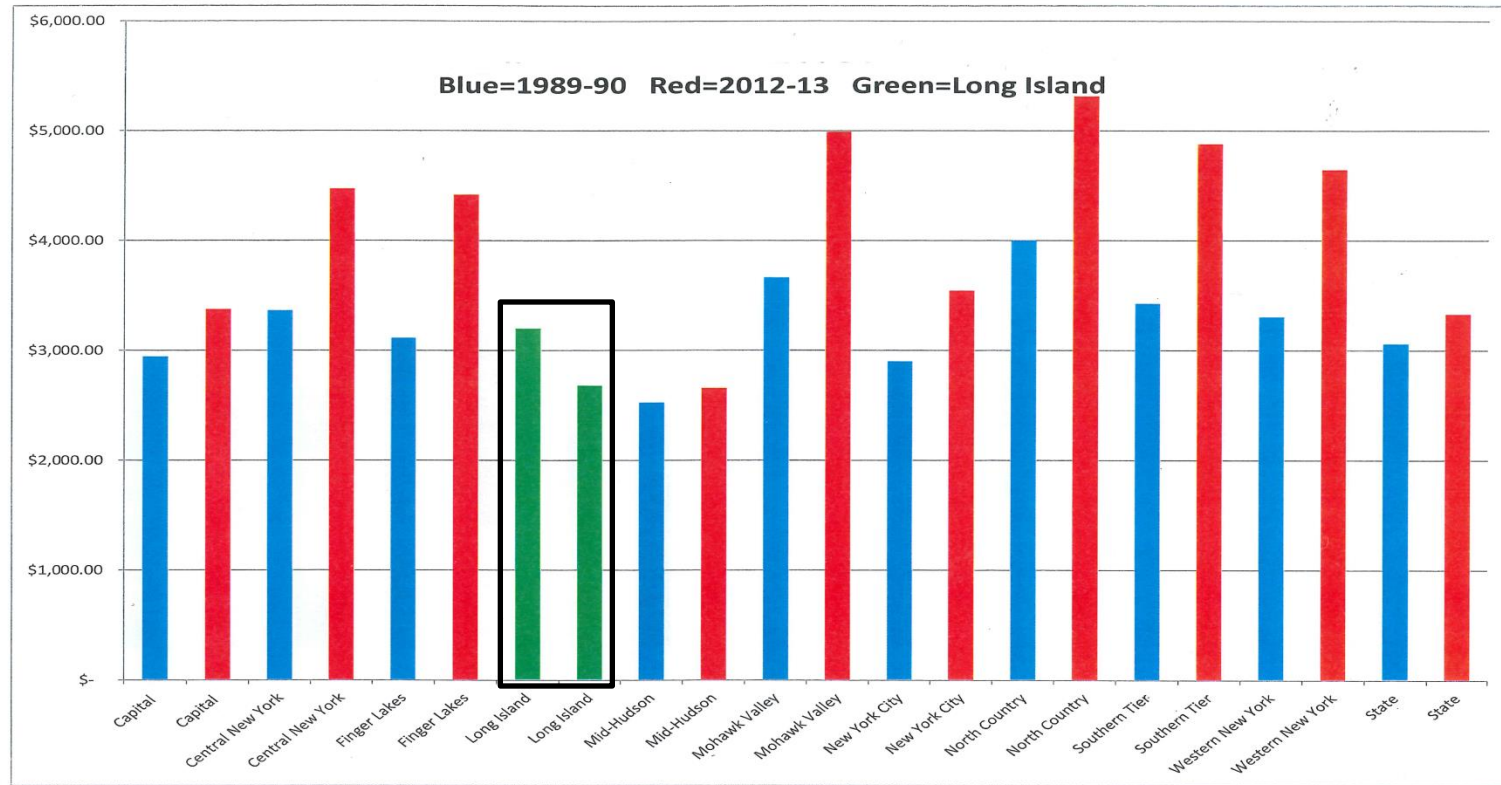


Long Island Funding Facts

- When taking into account the cost of living on Long Island, our per pupil expense is approximately 5% below the statewide median.
- The property tax burden is disproportionately heavy for Long Islanders. Long Islanders fund 67.6% of their school costs with property taxes while the rest of the State only provides 48.6% of funding through their property taxes.



State Aid Per Pupil in 1990 Dollars by Region



Long Island is the only region in NYS that has seen a decrease in State aid.



The GEA

The Gap Elimination Adjustment (GEA) is a formula in the State budget that reduces the amount of aid each school district is entitled to receive. New York State introduced the GEA in 2009-10 when it was known as the Deficit Reduction Assessment in order to partially reduce the **State's** \$10 billion budget deficit. It was used in 2011-12 to allocate an unprecedented \$2.56 billion statewide cut in aid. Over the past four years, it has been used to reduce state aid to school districts by \$7.38 billion.



State Aid to Public Schools

Long Island schools have lost a total of \$1.2 BILLION dollars in state aid over the last four years due to a Gap Elimination Adjustment instituted to close a state budget gap.



The GEA Explained

For an informative video on the GEA, [click here](#).



Impact of the GEA 1-Year Nassau County 2014-2015

Legislative Budget	2013-14	2014-15	2014-15	Legislative Budget	2013-14	2014-15	2014-15	
School District Name	CWR	NYS Budget	GEA Loss	School District Name	CWR	NYS Budget	GEA Loss	
		GEA Net Loss	Per Pupil			GEA Net Loss	Per Pupil	
BALDWIN	0.972	-\$2,500,996	-\$508	MALVERNE	1.213	-\$876,123	-\$518	
		2014-15	2014-15			-\$653,900	-\$193	
Legislative Budget	2013-14	NYS Budget	GEA Loss			-\$2,943,301	-\$406	
School District	CWR	GEA Net Loss	Per Pupil			-\$843,400	-\$544	
BALDWIN	0.972	-\$2,500,996	-\$508			-\$809,492	-\$300	
						-\$517,140	-\$309	
						-\$1,207,647	-\$572	
EAST WILLISTON	2.294	-\$390,777	-\$226	NORTH MERRICK	0.974	-\$639,033	-\$530	
ELMONT	0.828	-\$2,106,005	-\$569	NORTH SHORE	2.122	-\$655,451	-\$241	
FARMINGDALE	1.125	-\$2,723,452	-\$467	OCEANSIDE	1.286	-\$2,399,925	-\$424	
FLORAL PARK	1.293	-\$494,757	-\$319	OYSTER BAY	3.658	-\$303,531	-\$185	
FRANKLIN SQUARE	1.054	-\$741,214	-\$373	PLAINEDGE	0.986	-\$1,293,080	-\$416	
FREEPORT	0.698	-\$4,551,012	-\$661	PLAINVIEW	1.424	-\$1,703,905	-\$352	
GARDEN CITY	2.419	-\$832,634	-\$215	PORT WASHINGTON	2.637	-\$1,035,643	-\$194	
GLEN COVE	1.582	-\$869,723	-\$276	ROCKVILLE CENTER	1.738	-\$514,857	-\$144	
GREAT NECK	3.098	-\$1,319,414	-\$205	ROOSEVELT	0.590	-\$767,083	-\$236	
HEMPSTEAD	0.445	-\$917,277	-\$122	ROSLYN	2.124	-\$697,121	-\$225	
HERRICKS	1.554	-\$1,442,512	-\$370	SEAFORD	1.114	-\$1,175,809	-\$498	
HEWLETT WOODMERE	1.803	-\$1,028,697	-\$343	SEWANHAKA	1.041	-\$4,179,289	-\$505	
HICKSVILLE	1.434	-\$2,432,952	-\$471	SYOSSET	1.949	-\$1,813,622	-\$284	
ISLAND PARK	2.156	-\$226,578	-\$221	UNIONDALE	0.925	-\$2,156,356	-\$328	
ISLAND TREES	0.908	-\$1,620,888	-\$662	V STR THIRTEEN	0.965	-\$844,397	-\$398	
JERICHO	2.554	-\$713,282	-\$242	V STR TWENTY-FOUR	0.921	-\$724,312	-\$658	
LAWRENCE	3.533	-\$1,099,442	-\$378	VALLEY STR CHSD	0.970	-\$2,776,322	-\$597	
LEVITTTOWN	0.836	-\$4,104,956	-\$556	VALLEY STR UFSO THIRTY	1.012	-\$221,547	-\$144	
LOCUST VALLEY	3.927	-\$537,214	-\$247	WANTAGH	1.018	-\$1,674,255	-\$532	
LONG BEACH	2.096	-\$2,956,655	-\$828	WEST HEMPSTEAD	1.415	-\$1,306,911	-\$624	
LYNBROOK	1.319	-\$1,058,968	-\$375	WESTBURY	0.783	-\$734,579	-\$151	
Nassau County Totals				-\$80,227,394				-\$397/Pupil



2015-2016 Revenue Budget

	2014-2015	2015-2016	Difference
Miscellaneous Sources	\$1,300,000	\$1,194,991	(\$105,009)
State Aid	25,218,230	25,218,230	0
Appropriated Reserves	2,300,000	3,000,000	700,000
Appropriated Fund Balance	2,523,954	3,108,622	584,668
Anticipated Property Tax 1.51% increase	90,651,731	91,911,950	1,260,219
Total	\$121,993,915	\$124,433,793	\$2,439,878

Estimated Aids: ← → \$27,719,226
 Foundation/BOCES/High Cost GEA -2,500,996
 Private Excess/Hardware/Software Estimated State Aid \$25,218,230 ←
 Library/Textbook
 Transportation/High Tax Aid
 Supplemental Public Excess Cost
 Building Aid

Revised

Baldwin Union Free School District

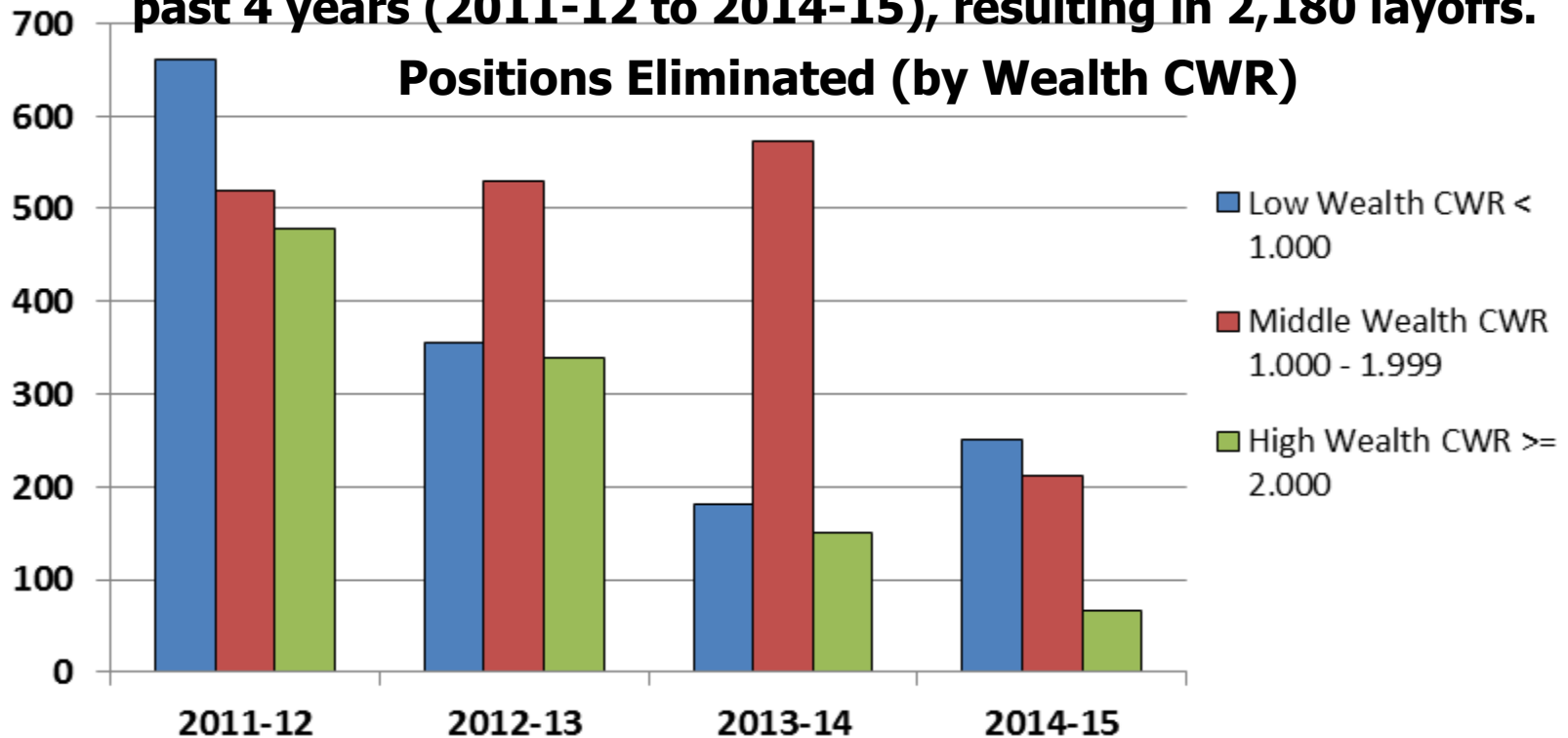




2014-15 LIEC Budget Impact Survey Results

Long Island schools have eliminated 4,447 positions in the past 4 years (2011-12 to 2014-15), resulting in 2,180 layoffs.

Positions Eliminated (by Wealth CWR)





Most Recent Unfunded Mandates

- **Part 154 Changes**
- **Common Core**
- **APPR**
- **DASA**
- **Local Assistance Plans for Schools That Don't meet AYP**
- **Academic Intervention Services Plan Implementation**
- **Uniform Violent Incident Reporting System & Data Collection/Reporting**
- **District Wide Information Officer**
- **Auditors**
- **Grades 3-8 Testing, Scoring, Analyzing and Mailing Results, Subs, Paper**
- **Graphing Calculators**
- **Wellness Policies and Implementation**
- **Uniform Voting Dates and 2 Budget Votes**
- **Project SAVE Annual Training**
- **Mentor-Teacher Internship Program**
- **Segregation of Duties – Purchasing Agents, Treasurer, District Clerk**
- **Loan Instructional Computer Hardware/Textbooks/Software to Non-Public Schools**
- **Required Student Body Mass Indexes**
- **Breast and Prostate Cancer Screening**
- **Impartial Hearing – Burden of Proof Shift from Parent to School District**
- **Parentally Placed Students Attending Non-Public Schools**
- **Online Bullying Responsibilities**
- **Affordable Care Act**
- **Residency**



Total Program Budget

BUDGET	PROPOSED BUDGET	DOLLAR CHANGE
2014-2015	2015-2016	
\$94,377,907	\$95,807,316	\$1,429,409



Legal

Function Code: 1420

BUDGET	PROPOSED BUDGET	DOLLAR CHANGE
2014-2015	2015-2016	
\$60,000	\$60,000	\$0



Teaching

		BUDGET 2014-2015	PROPOSED BUDGET 2015-2016	DOLLAR CHANGE
2110 1XX	SALARIES	\$37,791,919	\$38,235,554	\$443,635
2110 2XX	EQUIPMENT	0	6,772	6,772
2110 4XX	CONTRACTUAL	2,303,636	2,504,829	201,193
2110 5XX	SUPPLIES	563,869	506,700	(57,169)
		\$40,659,424	\$41,253,855	\$594,431



Pupil Services

		BUDGET 2014-2015	PROPOSED BUDGET 2015-2016	DOLLAR CHANGE
2250 1XX	SALARIES	\$8,828,196	\$9,098,690	\$270,494
2250 4XX	CONTRACTUAL	6,904,030	7,031,810	127,780
2250 5XX	SUPPLIES	25,883	29,368	3,485
		\$15,758,109	\$16,159,868	\$401,759



Occupational Education BOCES

	BUDGET 2014-2015	PROPOSED BUDGET 2015-2016	DOLLAR CHANGE
2280 490 00 0000	\$1,476,460	\$1,508,367	\$31,907



Secondary Summer School

			PROPOSED	
		BUDGET	BUDGET	DOLLAR
		2014-2015	2015-2016	CHANGE
2330 1XX	SALARIES	\$17,925	\$17,925	\$0
2330 4XX	CONTRACTUAL	202,500	202,500	0
2330 5XX	SUPPLIES	1,000	900	(100)
		\$221,425	\$221,325	(\$100)



Reading/Library Media

		BUDGET 2014-2015	PROPOSED BUDGET 2015-2016	DOLLAR CHANGE
2610 1XX	SALARIES	\$670,040	\$607,007	(\$63,033)
2610 200	EQUIPMENT	0	0	0
2610 4XX	CONTRACTUAL	79,725	94,100	14,375
2610 5XX	SUPPLIES	18,550	9,550	(9,000)
		\$768,315	\$710,657	(\$57,658)



Computer Assisted Instruction

		BUDGET 2014-2015	PROPOSED BUDGET 2015-2016	DOLLAR CHANGE
2630 1XX	SALARIES & MILEAGE	\$644,582	\$657,097	\$12,515
2630 4XX	CONTRACTUAL	408,190	418,500	10,310
2630 5XX	SUPPLIES	64,550	54,550	(10,000)
		\$1,117,322	\$1,130,147	\$12,825



Attendance

			PROPOSED	
		BUDGET	BUDGET	DOLLAR
		2014-2015	2015-2016	CHANGE
2805 1XX	SALARIES	\$72,100	\$72,100	\$0
2805 4XX	CONTRACTUAL	80,000	80,000	0
2805 5XX	SUPPLIES	1,400	1,400	0
		\$153,500	\$153,500	\$0



Guidance

		BUDGET 2014-2015	PROPOSED BUDGET 2015-2016	DOLLAR CHANGE
2810 1XX	SALARIES	\$1,387,854	\$1,354,266	(\$33,588)
2810 4XX	CONTRACTUAL	2,024	2,675	651
2810 5XX	SUPPLIES	3,500	3,500	0
		\$1,393,378	\$1,360,441	(\$32,937)



Health Services

	BUDGET 2014-2015	PROPOSED BUDGET 2015-2016	DOLLAR CHANGE
2815 1XX SALARIES	\$741,466	\$781,383	\$39,917
2815 2XX EQUIPMENT	0	0	0
2815 4XX CONTRACTUAL	520,950	587,800	66,850
2815 5XX UNIFORMS & SUPPLIES	12,550	13,350	800
	\$1,274,966	\$1,382,533	\$107,567



Psychological Services

		BUDGET 2014-2015	PROPOSED BUDGET 2015-2016	DOLLAR CHANGE
2820 1XX	SALARIES	\$1,231,901	\$1,380,530	\$148,629
2820 4XX	CONTRACTUAL	1,350	1,350	0
2820 5XX	SUPPLIES	9,400	17,400	8,000
		\$1,242,651	\$1,399,280	\$156,629



Co-Curricular Activities

	BUDGET 2014-2015	PROPOSED BUDGET 2015-2016	DOLLAR CHANGE
2850 1XX SALARIES	\$122,251	\$156,050	\$33,799
2850 4XX CONTRACTUAL	18,600	38,418	19,818
2850 5XX UNIFORMS & SUPPLIES	9,500	15,800	6,300
	\$150,351	\$210,268	\$59,917



Interscholastic Athletics

		BUDGET 2014-2015	PROPOSED BUDGET 2015-2016	DOLLAR CHANGE
2855 1XX	SALARIES	\$403,475	\$602,872	\$199,397
2855 4XX	CONTRACTUAL	147,793	164,483	16,690
2855 5XX	UNIFORMS & SUPPLIES	40,750	65,060	24,310
		\$592,018	\$832,415	\$240,397



District Transportation

		BUDGET 2014-2015	PROPOSED BUDGET 2015-2016	DOLLAR CHANGE
5510 1XX	SALARIES	\$130,000	\$150,964	\$20,964
5510 4XX	CONTRACTUAL	5,300	5,300	0
5510 5XX	SUPPLIES	700	700	0
		\$136,000	\$156,964	\$20,964



Contract Transportation

		BUDGET 2014-2015	PROPOSED BUDGET 2015-2016	DOLLAR CHANGE
5540 4XX	CONTRACTUAL	\$4,872,725	\$5,999,715	\$1,126,990
5540 571	GASOLINE	82,000	82,000	0
		\$4,954,725	\$6,081,715	\$1,126,990



Community Service

		BUDGET 2014-2015	PROPOSED BUDGET 2015-2016	DOLLAR CHANGE
5540 1XX	SALARIES	\$15,105	\$15,407	\$302



Program Benefits

	BUDGET 2014-2015	PROPOSED BUDGET 2015-2016	DOLLAR CHANGE
STATE RETIREMENT	\$937,139	\$858,553	(\$78,586)
TEACHER RETIREMENT	8,458,795	6,547,891	(1,910,904)
SOCIAL SECURITY	4,349,555	4,349,555	0
WORKERS' COMPENSATION	238,242	225,000	(13,242)
LIFE INSURANCE	38,000	38,000	0
UNEMPLOYMENT INSURANCE	316,438	200,000	(116,438)
HOSPITAL, MEDICAL & DENTAL	9,720,124	10,605,710	885,586
	\$24,058,293	\$22,824,709	(\$1,233,584)



Interfund Transfer

Function Code: 9901
Special Aid Fund

BUDGET	PROPOSED BUDGET	DOLLAR CHANGE
2014-2015	2015-2016	
\$345,865	\$345,865	\$0



Program Highlights



B **BALDWIN**
SCHOOLS



Cohort Graduation Rate

Cohort	Graduation Rate
2010-Diploma by August '14	92%
2009-Diploma by August '13	92%
2008-Diploma by August '12	92%
2007-Diploma by August '11	90%
2006-Diploma by August '10	90%
2005-Diploma by August '09	91%
2004-Diploma by August '08	88%





College Acceptances

- 2,233 college applications were processed in 2013-14
- Baldwin High School students were accepted at over 400 colleges
 - American University
 - Boston University
 - Carnegie Mellon University
 - Columbia University
 - Cornell University
 - Dartmouth College
 - Delaware State University
 - Duke University
 - Loyola University
 - Manhattan College
 - Michigan State University
 - Stony Brook University
 - University of Pennsylvania



Advanced Placement Open Enrollment Policy

- Art
- English Lang. & Comp.
- English Lit. & Comp.
- Math Calculus AB
- Math Calculus BC
- Computer Science A
- French
- Spanish
- Italian
- Music Theory
- Psychology
- Biology
- Chemistry
- Environmental Science
- Physics B
- Physics C
- European History
- U. S. History
- U. S. Gov't & Politics
- Statistics

Total number of AP students enrolled in 2014-2015 - 860

Mentoring Program



High School:

- 150 students participate

Middle School:

- 93 students participate

Elementary Schools:

- 57 students participate





Extra-curricular Clubs: Elementary

- Safety Patrol
- Team ORCHID
- Pom Poms
- Student Council
- Drama Club
- Sports Club
- Art Club



Extra-curricular Clubs: Middle School



- Art Club
- Book Club
- Bruin Singers
- Builders Club
- Chamber Orchestra
- Chess Club
- Dance Club
- Drumming Club
- Fitness Club
- Green Team
- Jazz Ensemble
- Knitting Club
- Living Masterpieces (Drama Club)
- School Store
- Scrapbooking Club
- Student Interest Organization
- Technology Club
- Yearbook Club



Extra-curricular Clubs: High School

- Academons
- Anime & Magna
- Art for Charity
- Athletes Helping Athletes
- Bakers Club
- Book Club
- Bruin Yearbook
- Chess Club
- Class of 2015
- FBLA
- Golden Wave
- Key Club
- Mathletes Grade 9
- Mathletes Grade 10-12
- Mercy Medical Explorers
- National Honor Society
- Phoenix Magazine
- Photography Club
- Robotics
- SADD (Students Against Destructive Decisions)
- Science Olympiad
- Shine Club Advisor
- Sound & Light Crew
- Star Club
- Step Club
- Theoretical Technologies



Internship/Shadow Experience Placements

- African American Museum of Hempstead
- The Public Access Television (PATV)
- CW Post – WCWP Radio
- Sugarplum
- Staples
- Long Island Crisis Center
- Allegria Hotel
- Long Island STEM Hub
- Bowen Media
- Congresswoman Kathleen Rice
- Long Island Aquarium and Exhibition Center
- Nassau County Department of Public Works
- Home Goods
- Roslyn Art Museum
- Baldwin Herald
- Fullerton Funeral Home
- Mercy Medical Center
- South Nassau Communities Hospital
- North Shore LIJ – Franklin Hospital
- Reyes/Reyes Physical Therapy
- Certilman and Balin Law Firm
- Teens on the Job
- Mark Weinberger’s Law Office
- Paul Vesnavar Law Firm
- Deans and Archer Accounting Firm
- Assemblyman Brian Curran



Shadow Day Events and Locations

- North Shore LIJ Shadow Day
 - North Shore LIJ Franklin Hospital Shadow Day
 - North Shore LIJ Huntington Hospital Spark Challenge
 - North Shore LIJ Dermatology Spark Challenge
 - North Shore LIJ Hospital – Dietary & Nutrition
 - North Shore LIJ North Shore Hospital – Industrial Eng
 - North Shore LIJ Plainview Shadow Day
 - North Shore LIJ Emergency Services & EMT Symposium
 - Mercy Medical Center Shadow Day
 - South Nassau Communities Hospital Shadow Day
 - Winthrop Hospital Career Day
 - Hofstra University Shadow Day
 - Adelphi University Shadow Day
 - SUNY Stony Brook Career Day
 - New York State Society of Certified Public Accountants (NYSSCPA)
- Lake Success, NY
Valley Stream, NY
Huntington, NY
Manhasset, NY
New Hyde Park, NY
Manhasset, NY
Plainview, NY
Baldwin High School
Rockville Centre, NY
Oceanside, NY
Mineola, NY
Hempstead, NY
Garden City, NY
Stony Brook, NY
New York City



Shadow Day Events and Locations

- Junior Achievement's High School Heroes Meadow & Steele
- National Grid Shadow Day – Power Plant Northport, NY
- National Grid Shadow Day – Training Plant Melville, NY
- FedEx Career Day JFK Airport
- Northrop Grumman Shadow Day Bethpage, NY
- Jack & Jill of America Teen Leadership Summit SUNY Old Westbury
- DC Entertainment Shadow Day New York City
- Republic Airport Career Day Farmingdale, NY
- Nassau County Police Dept (part of Teens on the Job) New Castle, NY
- CPR Training North Shore LIJ-Medical Academy Students Baldwin High School
- Cradle of Aviation STEM EXPO Competition and Awards Garden City, NY
- Medical Marvels Competition Feinstein Institute, Manhasset
- STEM Career Fair-Cradle of Aviation Garden City, NY
- North Shore LIJ Medical Academy Senior Leadership Conference Lake Success, NY
- First Robotics – Regional Competition New York City
- RIC Engineering, Energy, Environment & Water Quality Competition Cradle of Aviation



Athletics: High School

- Football
- Boys/Girls Soccer
- Field Hockey
- Cheerleading
- Cross Country
- Boys/Girls Tennis
- Boys/Girls Volleyball
- Boys/Girls Basketball
- Boys/Girls Bowling
- Coed Marksmanship
- Boys/Girls Indoor Track
- Wrestling

- Girls Badminton
- Boys/Girls Lacrosse
- Boys/Girls Track & Field
- Baseball
- Softball





Athletics: Middle School

- Football
- Boys/Girls Soccer
- Field Hockey
- Boys/Girls Tennis
- Boys/Girls Volleyball
- Boys/Girls Basketball
- Boys Track & Field
- Boys/Girls Lacrosse
- Baseball
- Softball





Fine & Performing Arts: Elementary Annual Events

- Holiday Concerts, K-2 & 3-5
- Dr. Martin Luther King, Jr. Poster Contest in February
- Spring Concerts, K-2 & 3-5
- District Office Art Exhibit
- District Art Show



Fine & Performing Arts: Middle School Annual Events

- District Office Art Exhibit
- Winter Concerts
- District Choral Festival
(choral students only)
- Musical
- District String Festival
- Middle School Art Show
- District Art Show
- Jazz Night



Fine & Performing Arts: High School Annual Events



- Homecoming / Band Day Fall Honors Concert
- District Office Art Exhibit Musical
- Holiday Concerts I & II
- District Choral Festival
- District String Festival
- Suites & Sweets
- Drama Production
- Vocal Ensemble
- Student Production
- District Art Show Spring Concerts I & II
- HS Art Exhibit (Art Honor Society Induction Ceremony)
- Jazz Night





Restorations

- Arts in Education
- NYSSMA Majors
- High School Musical
- Middle School Musical
- Sports Night
- Intramural Night
- District Wide Intramurals
- Middle School Sports (all seasons)
- High School Fall and Winter Sports





Budget Additions

- Professional Development
- 5 ESL teachers (required – Part 154 regulations)
- K-12 Fine and Performing Arts Supervisor
- K-12 ESL/Foreign Language Supervisor
- High School Character Education Assemblies



What is the Purpose of a School Budget?





Questions on the Budget? We want you to be informed.

Dr. Shari L. Camhi

Superintendent of Schools
516-377-9271
camhis@baldwinschools.org

Dr. Cynthia Seniuk

Assistant Superintendent
for Instruction
516-377-9269
seniukc@baldwinschools.org

Mrs. Carol Smith

Assistant Business Manager
516-377-9272
smithc@baldwinschools.org

Ms. Michelle Gallo

Assistant Superintendent
for Human Resources
516-377-9282
gallom@baldwinschools.org

Mr. Edward A. Cullen

Assistant Superintendent
for Business
516-377-9272
cullene@baldwinschools.org