



Aledo Independent School District



The background of the entire image is a repeating pattern of white line-art icons on a light gray background. The icons include various financial symbols: piggy banks, stacks of money, single banknotes, shopping bags with dollar signs, and line graphs with upward-pointing arrows.

# **BEARCAT BUDGET**

## **101**

The background of the image is a repeating pattern of various financial and economic icons in a light gray, hand-drawn style. These icons include piggy banks, stacks of money, coins, dollar signs, and charts with upward-pointing arrows, all scattered across the entire frame.

# **How are schools funded?**

# General Fund Revenues

By Source



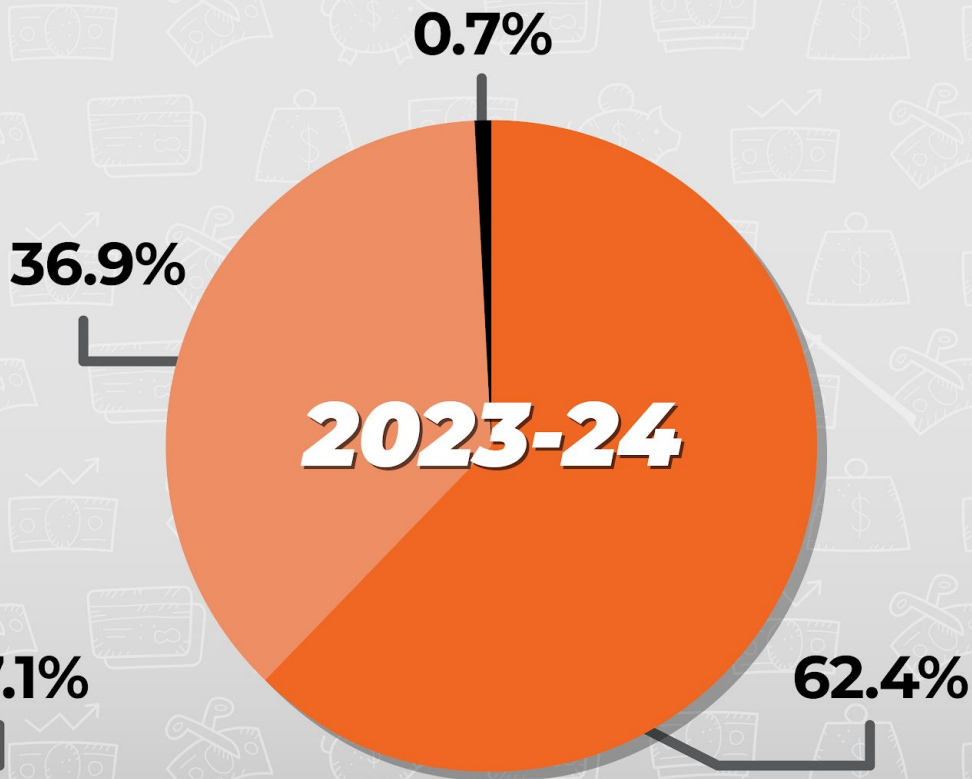
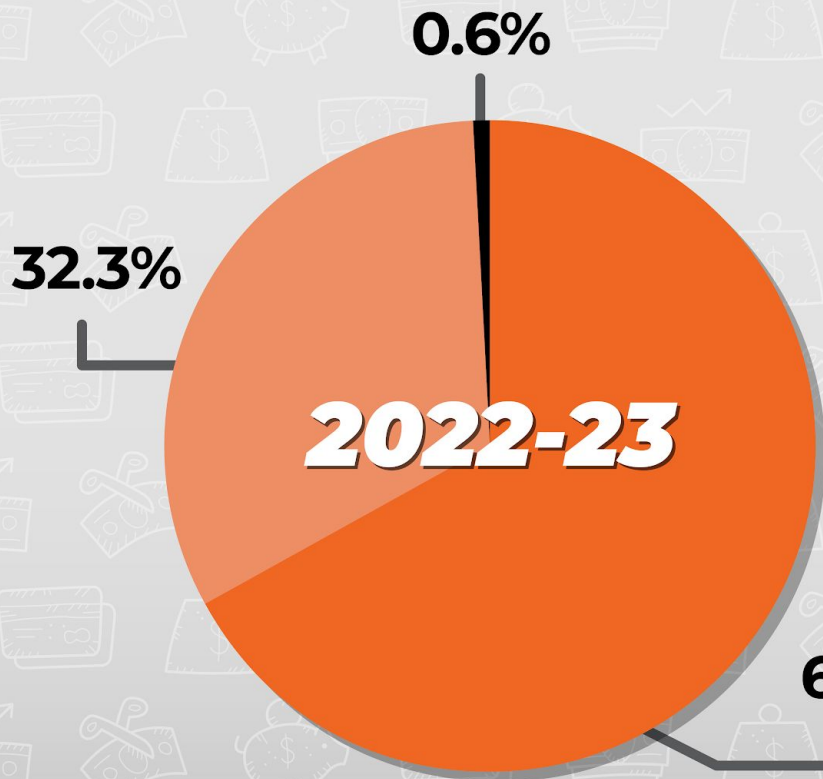
Local Revenue



State Revenue



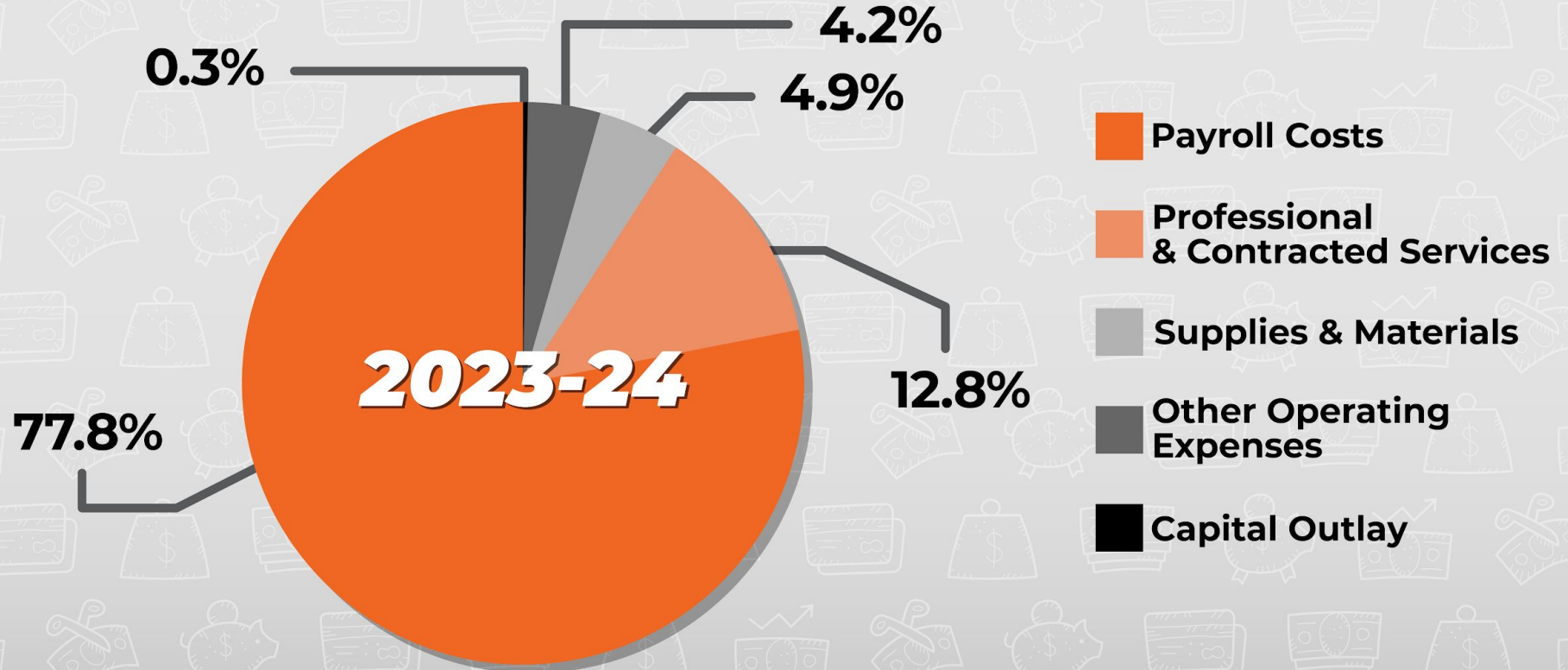
Federal + Other





# Total Appropriations

By Object



The background of the image is a light gray with a repeating pattern of small, white, hand-drawn style icons. These icons include various financial symbols: piggy banks, stacks of money, single banknotes, coins, and line graphs showing upward trends. The icons are scattered across the entire background, creating a textured, thematic backdrop for the text.

# **What is the Basic Allotment?**

## **Basic Allotment**

The Basic Allotment (BA) is the ***legislatively mandated*** apportionment of funds from the general revenue funds that goes to each school district to provide a ***basic level of education*** for the district's residents.

The BA has ***not changed since 2019*** despite unprecedented rising costs due to inflation.



The background of the slide is a light gray with a repeating pattern of small, white, hand-drawn style icons. These icons include various financial symbols such as piggy banks, stacks of money, dollar signs, and charts with upward arrows.

# **State Funding: Enrollment vs. Attendance**

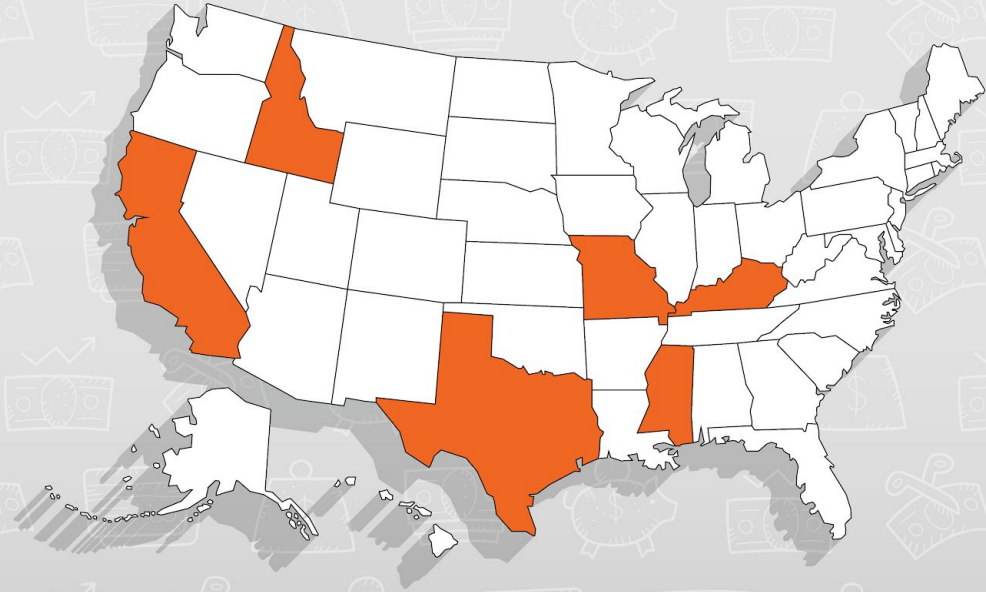


# State Funding

Enrollment vs. Average Daily Attendance

**Average Daily Attendance (ADA) is calculated by adding attendance counts throughout the year and then dividing them by the number of instructional days. This means *if a student misses school, they are not counted for funding purposes that day.***

***Texas is one of only six states that uses attendance-based funding.***



# **BEARCAT BUDGET**

## **101**

# 2 Parts of the District's Tax Rate/Budget

---

## **Maintenance & Operations**

(subject to recapture)



### **Day-to-Day Expenses**

**Teacher and Staff Salaries,  
Classroom Supplies, Utilities,  
Bus Transportation Costs**

## **Interest & Sinking**

(not subject to recapture)



### **Debt Service Expenses**

**Annual Principal & Interest Payments on  
Bonds and Approved by District Voters**

Voter approved bond funds may not be used to pay for M&O expenses, such as hiring additional teachers. Bond funds from a successful bond election may only be used for the construction/renovation of facilities, the acquisition of land, and the purchase of capital items such as equipment, technology, and buses.



# Aledo ISD

5-Year Overall Tax Rate Decrease

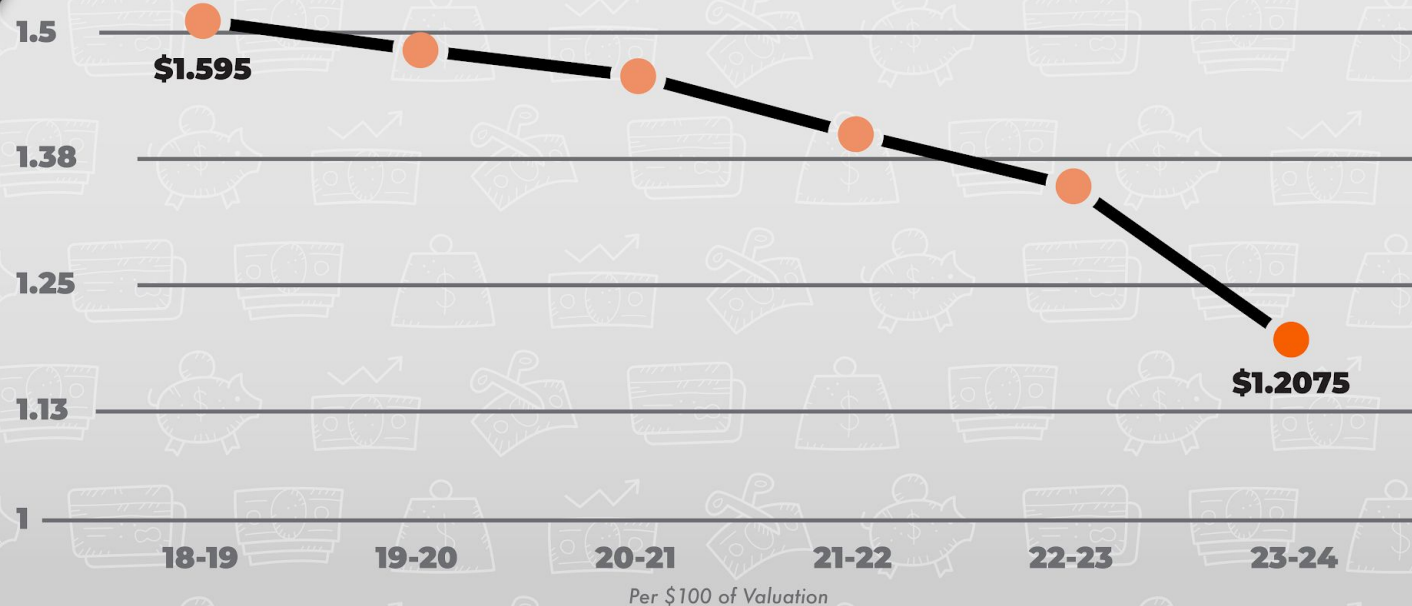
more than  
**22¢**  
Decrease  
Last 4 Years

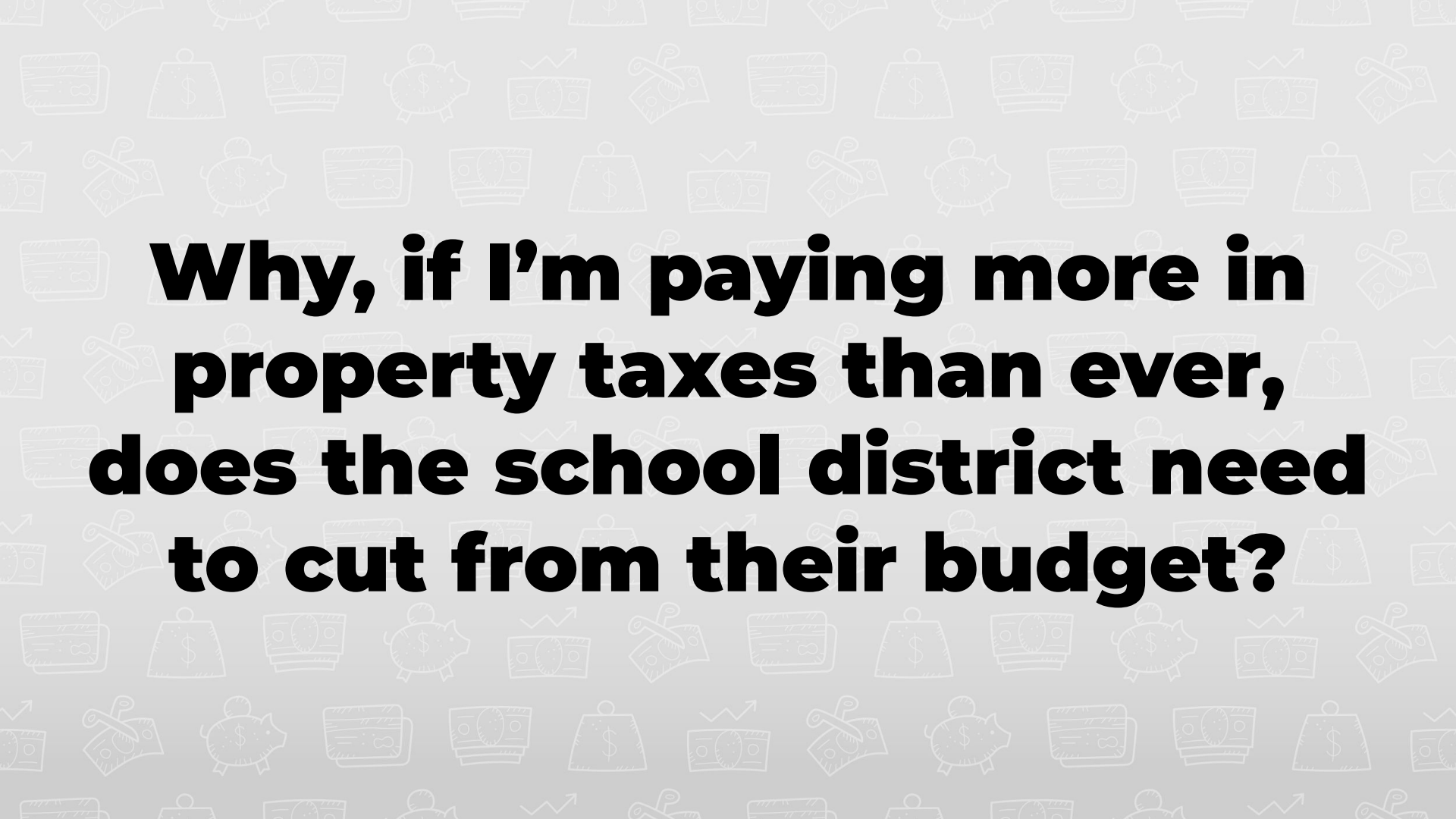


more than  
**16¢**  
Decrease  
2023-2024



more than  
**38¢**  
Decrease  
5-Year Total



The background of the image is a light gray with a repeating pattern of small, white, hand-drawn icons. These icons include various financial symbols such as piggy banks, stacks of money, dollar signs, and charts with upward arrows, suggesting a theme of finance or budgeting.

**Why, if I'm paying more in  
property taxes than ever,  
does the school district need  
to cut from their budget?**

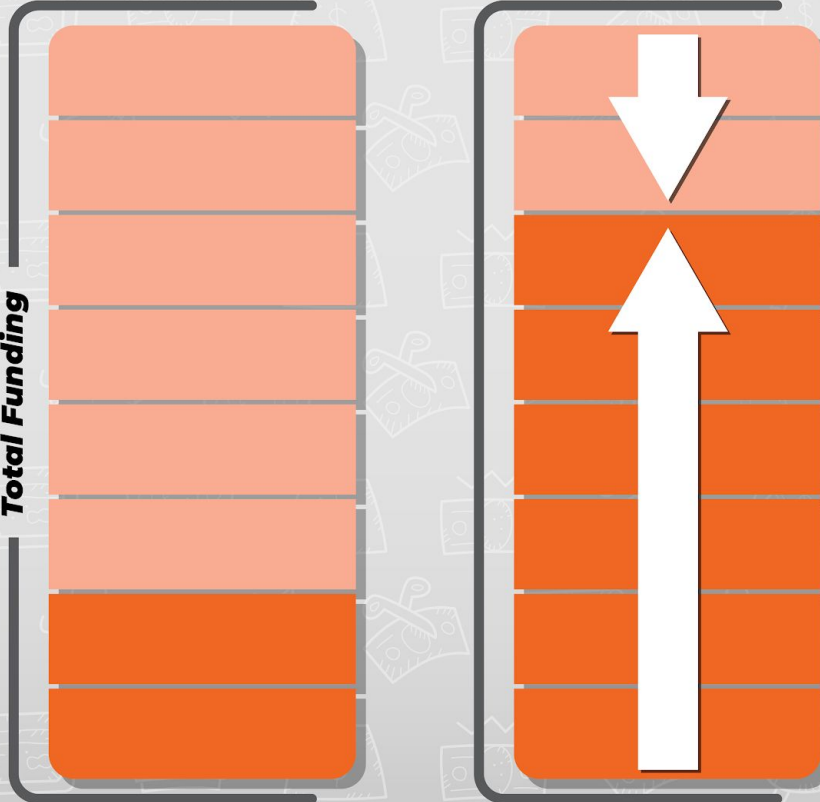


# Maintenance & Operations

*Local Tax Revenues vs. State Revenues*

Local Share  
State Share

Total Funding



**As local values increase, the state share decreases.**

The background of the image is a light gray with a repeating pattern of small, white, hand-drawn icons. These icons include various financial symbols: piggy banks, stacks of money, coins, dollar signs, and charts with upward-pointing arrows. The icons are scattered across the entire background, creating a textured, thematic backdrop for the text.

**Is there a way for the school district to generate revenue to fill funding gaps?**

The background of the entire image is a repeating pattern of white line-art icons on a light gray background. The icons include various financial symbols: piggy banks, stacks of money, single banknotes, shopping bags with dollar signs, and line graphs with upward-pointing arrows.

# **BEARCAT BUDGET**

## **101**

# Aledo ISD Finances



**“SUPERIOR ACHIEVEMENT”**

21-Straight Years



**Transparency Stars**

Recognizing Local Transparency Achievements

**2019 - PRESENT**

**“AA”**

Bond Credit Rating

**S&P Global**

Ratings

**FitchRatings**

Over 2 Decades of Clean  
Annual Financial Audits



\$56 Million Direct Savings  
in Interest Costs

# Aledo ISD Finances

## Audit Categories



**Does the district have a low administrative cost ratio?**



**Did the district receive a clean yearly audit?**



**Has the district met government transparency requirements?**



**Is the data accurate?**





# **BEARCAT BUDGET**

## **101**

# The Impact of Inflation on Aledo ISD

Percentage Change from the 2019 - 2020 Baseline

30.9%



Fuel

37.8%



Utilities

25.3%



Insurance

**Average Household**

**\$855,000**

55.5%

Fuel

**\$315,000**

188.9%

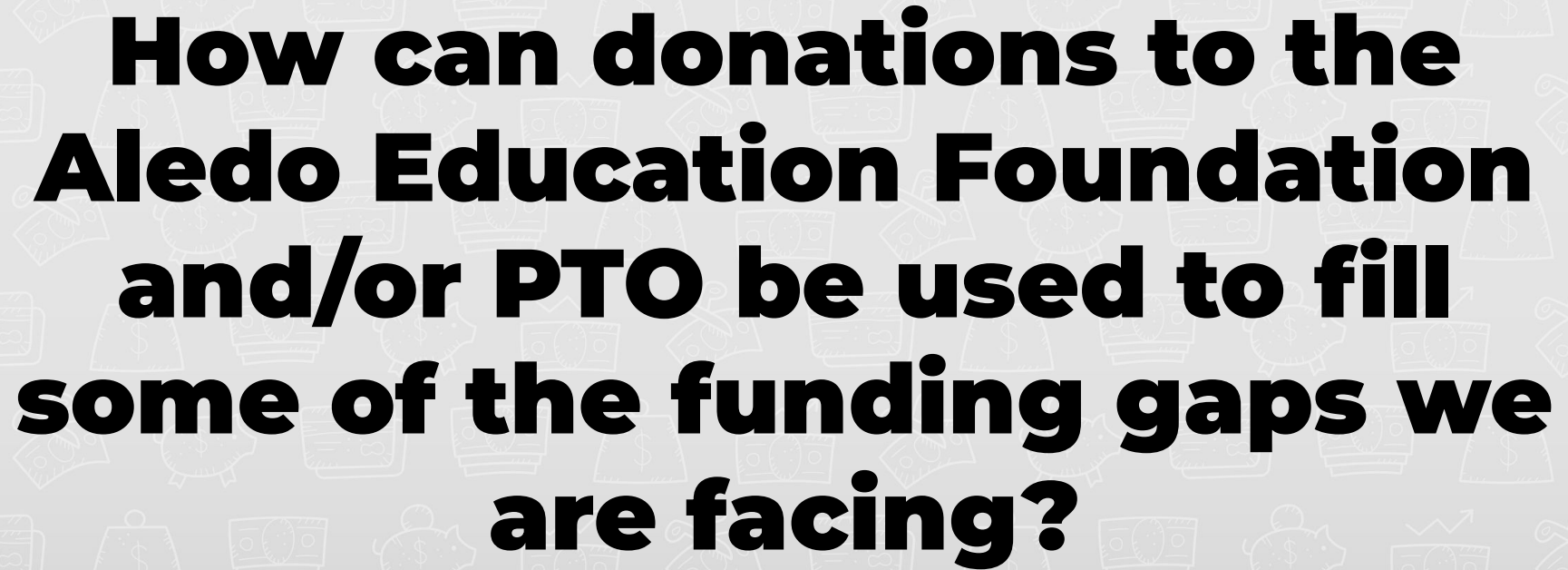
Utilities

**Aledo ISD**

**\$1.2 M**

329.4%

Insurance


The background of the slide is a light gray with a repeating pattern of small, white, hand-drawn icons. These icons include various financial symbols such as piggy banks, stacks of money, coins, and line graphs with upward arrows, suggesting themes of finance, savings, and economic growth.

**How can donations to the  
Aledo Education Foundation  
and/or PTO be used to fill  
some of the funding gaps we  
are facing?**

# Aledo ISD

*Strategic Partners*

---



The background of the image is a light gray color with a repeating pattern of small, white, hand-drawn icons. These icons include various financial symbols such as piggy banks, stacks of money, coins, and charts with upward-pointing arrows, suggesting themes of finance, economics, and budgeting.

**What steps is the district  
taking to advocate for more  
adequate state funding?**



# **BEARCAT BUDGET**

## **101**

The background of the image is a light gray with a repeating pattern of white line-art icons. These icons include various financial symbols: piggy banks, stacks of money, single banknotes, coins, and line graphs showing upward trends. The icons are arranged in a grid-like fashion, creating a textured, thematic backdrop for the text.

**How is Aledo ISD planning  
for future financial stability?**

The background is a light gray with a repeating pattern of white line-art icons. These icons include various financial symbols: piggy banks, stacks of money, single bills, coins, and line graphs with upward-pointing arrows.

# **BEARCAT BUDGET**

## **101**

The background of the image is a light gray with a repeating pattern of small, white, hand-drawn style icons. These icons include various financial symbols: piggy banks, stacks of money, single bills, coins, and line graphs showing upward trends.

**Have More Questions?**  
Use the Ask Susan button

The background of the image is a repeating pattern of various financial and business-related icons in a light gray, hand-drawn style. These icons include piggy banks, stacks of money, dollar signs, line graphs with upward arrows, and documents with checkmarks or scissors. The icons are arranged in a grid-like fashion across the entire background.

**Learn More:**  
[www.aledoisd.org/lege](http://www.aledoisd.org/lege)





Aledo Independent School District

