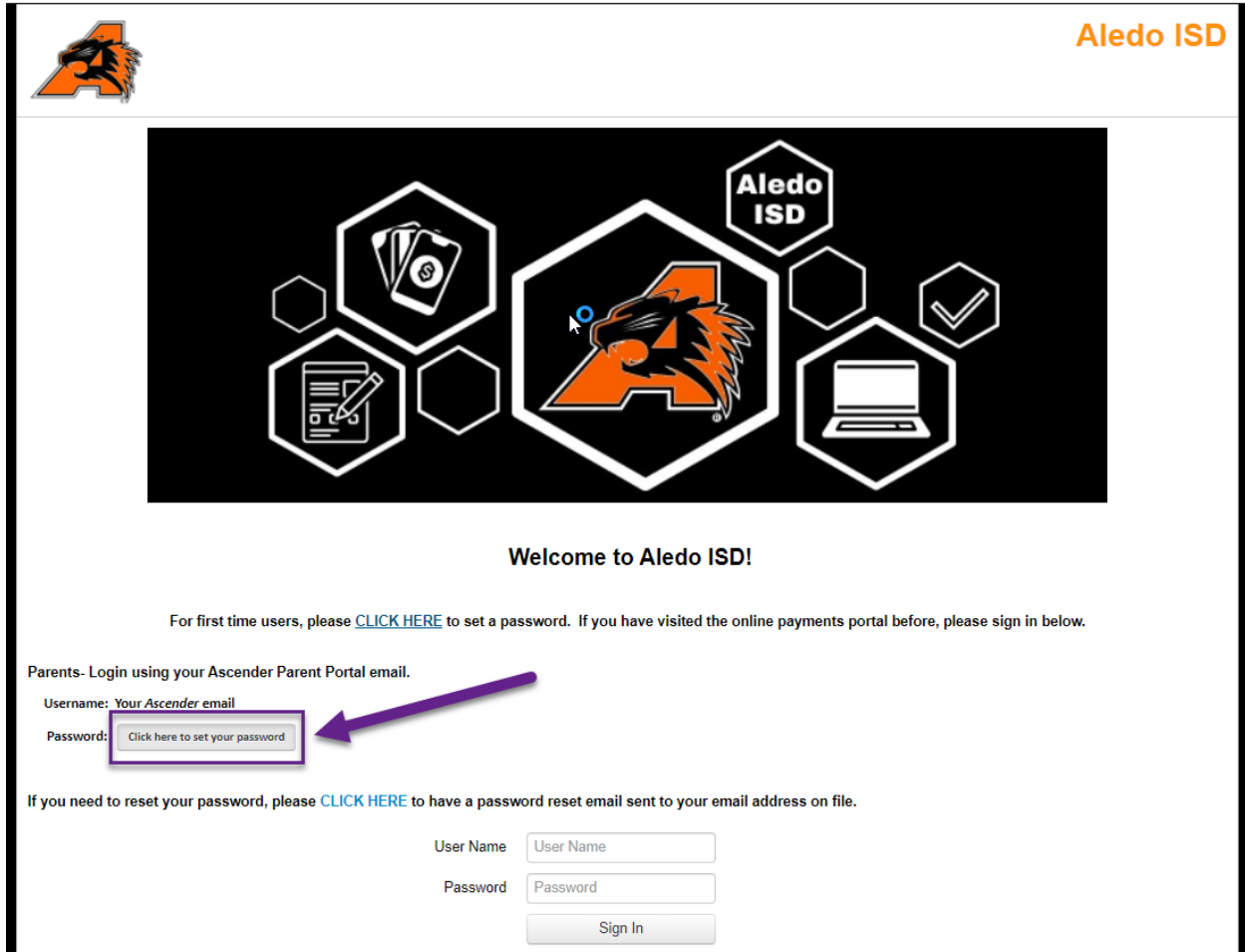


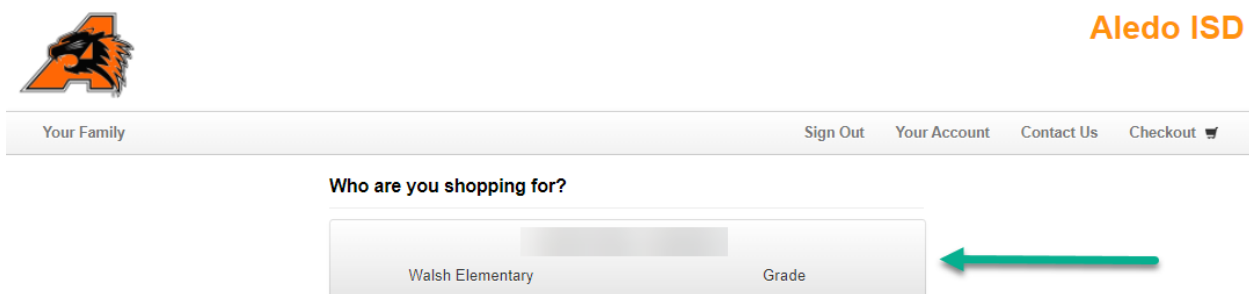
Employee Childcare Registration Fees

Sign into the InTouch system at: <https://tx-aledo.intouchrecepting.com/>. You will see the following screen. If you have previously used InTouch, you will access using your Username and Password. If you have never accessed before you can use your Staff ID number with an N before it as your Username (example: N001234) and click on the Click here to set password button. If you are an employee for the 2022-2023 school year, you will need to set up a guest account (please follow separate instructions).



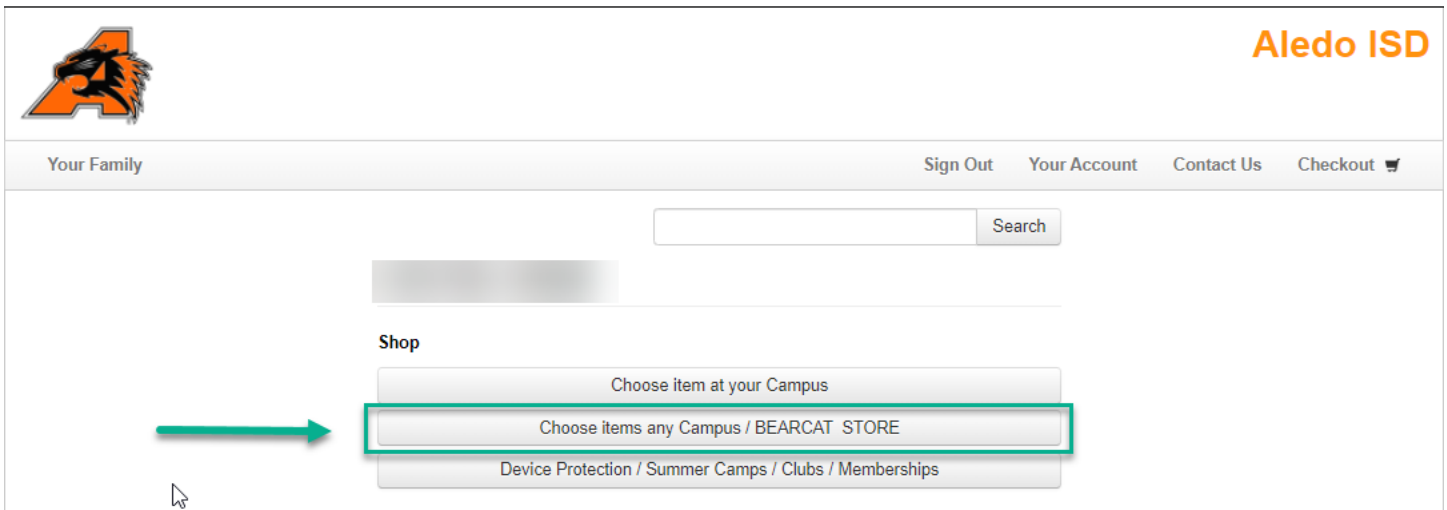
The screenshot shows the login interface for Aledo ISD. At the top left is the Aledo ISD logo (a stylized orange 'A' with a tiger head). At the top right is the text 'Aledo ISD'. The main content area features a large graphic with the Aledo ISD logo in the center, surrounded by icons representing money, a document, a laptop, and a checkmark. Below the graphic is the text 'Welcome to Aledo ISD!'. Underneath, there is a message: 'For first time users, please [CLICK HERE](#) to set a password. If you have visited the online payments portal before, please sign in below.' Below this is a section for parents: 'Parents- Login using your Ascender Parent Portal email.' It includes a 'Username:' field with the instruction 'Your Ascender email' and a 'Password:' field with a button that says 'Click here to set your password'. A purple arrow points to this button. Below the password field is a link: 'If you need to reset your password, please [CLICK HERE](#) to have a password reset email sent to your email address on file.' At the bottom of the login section are three input fields: 'User Name' (with 'User Name' as placeholder text), 'Password' (with 'Password' as placeholder text), and a 'Sign In' button.

Once you sign in, you will see your name listed. Click on the button with your name:



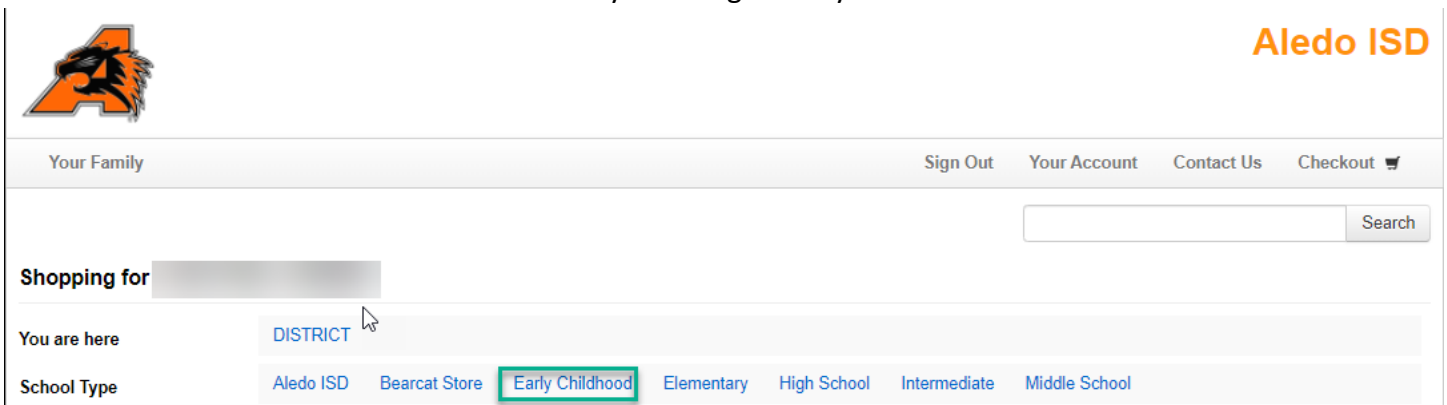
The screenshot shows the user dashboard after logging in. At the top left is the Aledo ISD logo. At the top right is the text 'Aledo ISD'. Below the logo is the text 'Your Family'. At the top right of the dashboard are links: 'Sign Out', 'Your Account', 'Contact Us', and 'Checkout' with a shopping cart icon. Below these links is the text 'Who are you shopping for?'. Underneath is a button with a dropdown menu. The dropdown is open, showing 'Walsh Elementary' and 'Grade'. A green arrow points to the 'Grade' option.

Click on Choose items any Campus / BEARCAT STORE:



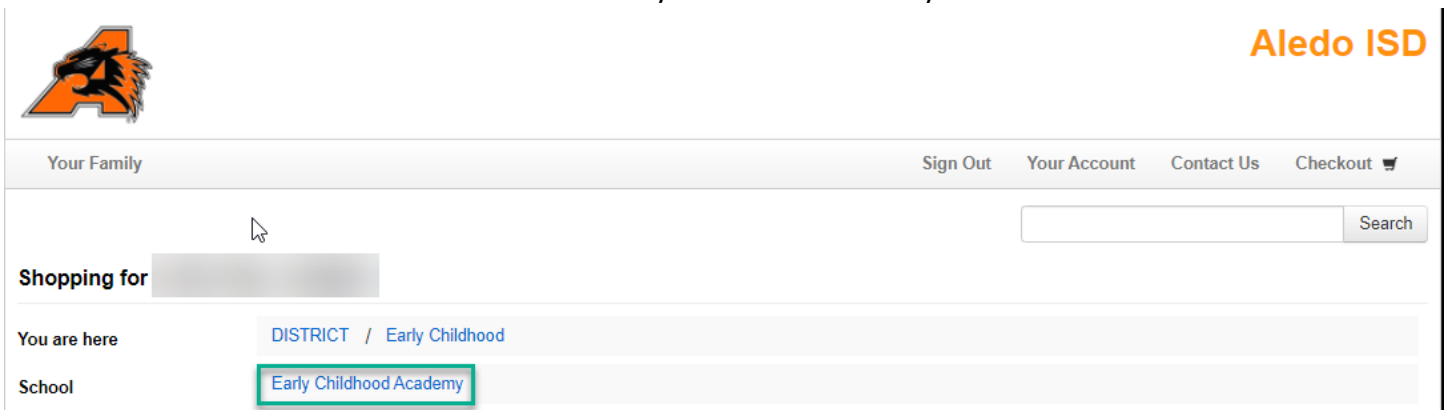
The screenshot shows the Aledo ISD website header with the logo on the left and 'Aledo ISD' on the right. Below the header is a navigation bar with 'Your Family', 'Sign Out', 'Your Account', 'Contact Us', and 'Checkout' with a shopping cart icon. A search bar is located below the navigation bar. The main content area features a 'Shop' section with three menu items: 'Choose item at your Campus', 'Choose items any Campus / BEARCAT STORE' (highlighted with a green box and a green arrow pointing to it from the left), and 'Device Protection / Summer Camps / Clubs / Memberships'.

Click on Early Learning or Early Childhood:



The screenshot shows the Aledo ISD website header and navigation bar. Below the search bar, the 'Shopping for' section is visible. The 'You are here' breadcrumb trail includes 'DISTRICT'. The 'School Type' breadcrumb trail includes 'Aledo ISD', 'Bearcat Store', 'Early Childhood' (highlighted with a green box), 'Elementary', 'High School', 'Intermediate', and 'Middle School'.

Choose Early Childhood Academy:



The screenshot shows the Aledo ISD website header and navigation bar. Below the search bar, the 'Shopping for' section is visible. The 'You are here' breadcrumb trail includes 'DISTRICT / Early Childhood'. The 'School' breadcrumb trail includes 'Early Childhood Academy' (highlighted with a green box).

Click on ECA Registration Fees:

 Search

Shopping for

You are here

[DISTRICT](#) / [Early Childhood](#) / [Early Childhood Academy](#)

Categories

[ECA Registration Fees](#)

Choose the number of registrations you are paying for and click the buy button. You will see the amount of the registration in the top right-hand corner next to Checkout. Click on the green \$75.00.

 Search

Shopping for

You are here

[DISTRICT](#) / [Early Childhood](#) / [Early Childhood Academy](#) / [ECA Registration Fees](#)

	Item	Qty	Amount	
	ECA Registration Fee Employee Childcare \$75.00 registration fee is non-refundable.	<input type="text" value="1"/>	<input type="text" value="75.00"/>	<input type="button" value="Buy"/>

Confirm your purchase on the next page. If correct, click Checkout Step 1: Additional Info



Your Cart

Customer	Item	Price	
	ECA Registration Fee	\$75.00	<input type="button" value="Remove"/>
		Subtotal	\$75.00
		Tax (0.00%)	\$0.00
		Processing Fee	\$0.00
		Total	\$75.00

Complete the required fields: Parent's Name and Child's Name, then click the Checkout Step 2: Payment.



Aledo ISD

Your Family

Sign Out

Your Account

Contact Us

\$75.00 Checkout

Additional Information



ECA Registration Fee

Parent's Name:

Mother Bearcat

Child's Name:

Brother Bearcat

Continue Shopping

Checkout Step 2: Payment

Complete all credit card field and click on the Pay Now button.



Aledo ISD

Your Family

Sign Out

Your Account

Contact Us

\$75.00 Checkout

Payment

First Name

Last Name

Billing Street

Billing Zip Code

Card Info

Credit Card #



Expiration

01 2022

Card Security Code

I'm not a robot



Pay Now

Summary

Customer	Item	Price
	ECA Registration Fee	\$75.00
	Subtotal	\$75.00
	Tax (0.00%)	\$0.00
	Processing Fee	\$0.00
	Total	\$75.00