



ALEDO INDEPENDENT SCHOOL DISTRICT · 2021-2022

Report Card to the Community

EXCEPTIONAL EXPERIENCES

Community





Aledo ISD Fiscal Responsibility

School FIRST Rating

- In 2001, the Texas Legislature directed the Commissioner of Education, in consultation with the Comptroller of Public Accounts, to develop and implement a financial accountability rating system for school districts in Texas. This financial accountability rating system is officially referred to as School FIRST (Financial Integrity Rating System of Texas).
- The primary goal of School FIRST is to achieve quality performance in the management of school districts' financial resources, a goal made more significant due to the complexity of accounting associated with Texas' school finance system.
- School FIRST holds school districts accountable for the quality of their financial management practices. The rating system also discloses the quality of local management and decision-making processes that impact the allocation of financial resources in Texas public schools.
- The School FIRST accountability rating system assigns one of four financial accountability ratings to Texas school districts, with the highest being A -Superior Achievement, followed by B - Above Standard Achievement, C – Meets Standard Achievement, and F - Substandard Achievement.
- The 2020-2021 School FIRST rating is based on an analysis of staff and student data reported for the 2019-2020 school year and audited budgetary and actual financial data for the 2020 fiscal year ending August 31, 2020.
- After receiving official notification of the District's School FIRST rating from TEA, each school district is required to announce and hold a public meeting to explain the District's rating and the District's performance under each of the twenty (20) indicators.
- The Aledo ISD received the highest School FIRST rating of A - Superior Achievement for 2020-2021.
- The District has received the highest rating for the prior eighteen years as well.
- For 2020-2021, the District received a score of 96. A score of 70 must be received to pass, with a score of 100 being the maximum that may be obtained.

Annual Financial Audit

- Pursuant to Education Code 44.008(a), (b), the District's fiscal accounts are required to be audited annually at District expense by a Texas certified or public accountant holding a permit from the State Board of Public Accountancy.



- The annual audit must be completed following the close of each fiscal year and must meet at least the minimum requirements and be in the format prescribed by the State Board of Education, subject to review and comment by the State Auditor.
- A copy of the annual audit report must be filed with the Texas Education Agency not later than the 150th day after the end of the fiscal year for which the audit was made.
- The District's annual financial audit for the year ended August 31, 2021 was completed by the District's auditing firm, Pattillo, Brown & Hill, LLP.
- The District was pleased to note the annual financial audit report contains an unqualified or "clean" auditor's opinion and no management letter items were noted by the audit firm.
- The District has received "clean" annual financial audits for over two decades.

Budget Year-End Results

- As noted in the District's 2021-2022 audit report, the General Fund completed the 2021-2022 fiscal year with a \$2,430,602 deficit (expenditures were greater than revenues).
- This year-end budget deficit was primarily attributable to the following:
 - During the June 21, 2021, board meeting, the Board of Trustees approved the turf conversions and replacements for Aledo High School and Daniel Ninth Grade campus fields. All of these projects were not completed by the end of the 2020-2021 fiscal year ending August 31, 2021. The General Fund's accounting records reflected \$2,759,263 of payments for contractor services that were made during the 2021-2022 fiscal year for the completion of these projects, that is the track surface replacement at Bearcat Stadium and completion of the Aledo High School baseball and softball fields turf conversions. The total cost of these projects did not change, the District just reported the cost in two (2) budget years based on when the work was completed.

Bond Ratings

- The District has received an AA bond credit rating from both S&P Global Ratings and FitchRatings.
- These bond credit ratings are very good for a district with the budget and student enrollment of the Aledo ISD.
- FitchRatings stated in their December 15, 2020 rating report "the AA rating reflects the district's sound economic underpinnings supported by its location



near the Dallas-Fort Worth metroplex and the highest gap-closing capacity from a combination of adequate spending flexibility and robust reserves.”

Comptroller Transparency Star

- Since October 2019, the District has maintained the Comptroller’s Transparency Star for Traditional Finances.
- This designation signifies the District’s efforts to provide robust information regarding the District’s financial operation on the District’s web site.



Aledo ISD Community Engagement 2021-2022

During the 2021-2022 school year, the Aledo ISD used Facebook, Twitter, Instagram, the Bearcat Blast e-newsletter, the Aledo ISD app and the Aledo ISD website to reach parents, students and community members.

The following are the metrics for Facebook reach from June 1, 2021 through June 1, 2022:

| | |
|-----------------------------|----------|
| Facebook Page Reach | 372,522 |
| Facebook Page Visits | 69,053 |
| Facebook Page Likes | 1,384 |
| Facebook Posts | 498 |
| Average Reach | 5,246.24 |
| Average Likes and Reactions | 180.53 |
| Average Link Clicks | 388.68 |
| Average Comments | 26.31 |
| Average Shares | 9.04 |

The Facebook posts with the highest reach were:

| Post Subject | Post Date | Reach |
|--|-----------|--------|
| 1. Ladycats Softball State Bound | 5-27-22 | 49,628 |
| 2. Bearcat Regiment Area Champs | 10-23-21 | 30,012 |
| 3. Football 100-straight district wins | 10-15-21 | 27,513 |
| 4. Baseball pink out for Noah game | 5-19-22 | 25,476 |

The following are the metrics for Twitter impressions from July 2021 through June 2022:

| Twitter | Tweets | Tweet Impressions | Profile Visits | Mentions | New Followers |
|----------------|--------|-------------------|----------------|----------|---------------|
| July 2021 | 25 | 77000 | 4234 | 86 | 28 |
| August 2021 | 39 | 94800 | 7263 | 199 | 32 |
| September 2021 | 41 | 99200 | 8502 | 188 | 33 |
| October 2021 | 47 | 98600 | 6238 | 131 | 27 |
| November 2021 | 38 | 105000 | 14300 | 251 | 35 |
| December 2021 | 21 | 51300 | 3424 | 84 | 9 |
| January 2022 | 23 | 37100 | 4535 | 93 | 10 |
| February 2022 | 32 | 62300 | 11900 | 152 | 65 |



| | | | | | |
|------------|-----|--------|-------|------|-----|
| March 2022 | 28 | 40700 | 6268 | 87 | 20 |
| April 2022 | 48 | 49300 | 7429 | 135 | 20 |
| May 2022 | 47 | 106000 | 11000 | 219 | 34 |
| June 2022 | 25 | 35900 | 7175 | 218 | 12 |
| | | | | | |
| | 414 | 857200 | 92268 | 1843 | 325 |

The Tweets with the highest reach were:

| Subject | Impressions |
|---|--------------------|
| 1. Ladycats State Bound | 21,300 impressions |
| 2. Football season ending | 15,500 impressions |
| 3. Football 100th straight district win | 14,800 impressions |
| 4. College board indigenous scholars | 12,300 impressions |
| 5. Aledo wrestling/Bohnen | 9,763 impressions |

Aledo ISD had 39 editions of Bearcat Blast during the 2021-2022 school year with 489,701 total views or an average of 12,556 views per edition.

| Bearcat Blast 2021-2022 School Year | |
|-------------------------------------|--------|
| Date issue | Views |
| August 12, 2021 | 19,081 |
| August 19, 2021 | 16,245 |
| August 27, 2021 | 14,460 |
| September 2, 2021 | 12,089 |
| September 10, 2021 | 17,581 |
| September 17, 2021 | 14,631 |
| September 28, 2021 | 12,779 |
| October 7, 2021 | 13,362 |
| October 14, 2021 | 11,469 |
| October 21, 2021 | 15,789 |
| October 28, 2021 | 11,541 |
| November 4, 2021 | 11,942 |
| November 12, 2021 | 12,000 |



| | |
|-------------------|--------|
| November 18, 2021 | 10,943 |
| December 2, 2021 | 12,146 |
| December 9, 2021 | 11,606 |
| December 15, 2021 | 11,347 |
| January 7, 2022 | 11,509 |
| January 13, 2022 | 11,891 |
| January 20, 2022 | 11,040 |
| January 27, 2022 | 12,299 |
| February 3, 2022 | 12,044 |



Aledo ISD 21-22 Parent Volunteer and Mentoring Hours

In October of 2021, Aledo ISD started asking parents and other volunteers to start logging their hours through the AISD Volunteer Portal. The following are the volunteer hours logged per campus from October 2021 through May 2022:

| Building Name | Total Time |
|------------------------------|------------|
| Not Specified | 03:00 |
| Aledo High School | 21:51 |
| Aledo Middle School | 90:43 |
| Annetta Elementary | 2837:31 |
| Coder Elementary School | 1614:54 |
| Daniel Ninth Grade Campus | 14:01 |
| McAnally Intermediate School | 878:27 |
| McCall Elementary School | 2064:15 |
| Stuard Elementary School | 1741:19 |
| Vandagriff Elementary School | 2779:10 |
| Walsh Elementary | 915:50 |



Aledo ISD




Grades 3-5
Spring 2021-2022



Report created by
Panorama Education



Summary

| Topic Description | Results | Benchmark |
|--|---|---|
| <p>School Engagement</p> <p>How attentive and invested students are in school.</p> | <p>49%</p> <p>▼ 5</p> <p>since last survey</p> |  <p>40th - 59th percentile compared to others nationally</p> |
| <p>School Rigorous Expectations</p> <p>How much students feel that their teachers hold them to high expectations around effort, understanding, persistence, and performance in class.</p> | <p>72%</p> <p>▼ 9</p> <p>since last survey</p> |  <p>40th - 59th percentile compared to others nationally</p> |
| <p>School Teacher-Student Relationships</p> <p>How strong the social connection is between teachers and students within and beyond the school.</p> | <p>71%</p> <p>▼ 4</p> <p>since last survey</p> |  <p>60th - 79th percentile compared to others nationally</p> |

362 responses



EXCEPTIONAL EXPERIENCES

Community

School Engagement

Your average

49%

362 responses

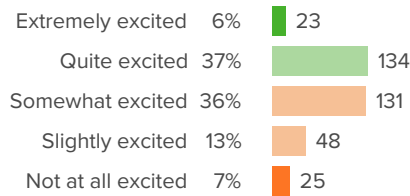
Change

▼ 5

since last survey

How did people respond?

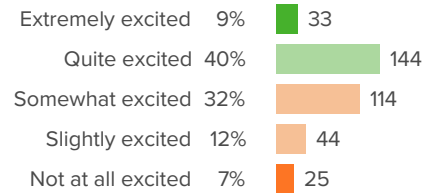
Q.1: How excited are you about going to your classes?



▼ 9 from last survey

Favorable: **43%**

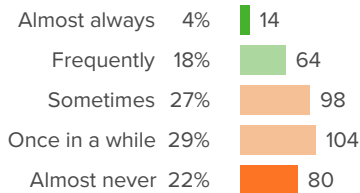
Q.2: In your classes, how excited are you to participate?



▼ 9 from last survey

Favorable: **49%**

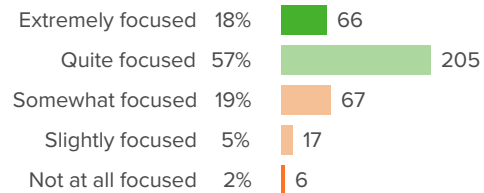
Q.3: When you are not in school, how often do you talk about ideas from your classes?



▲ 0 from last survey

Favorable: **22%**

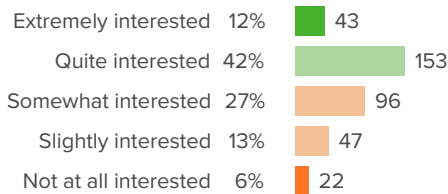
Q.4: How focused are you on the activities in your classes?



▼ 1 from last survey

Favorable: **75%**

Q.5: How interested are you in your classes?



▼ 9 from last survey

Favorable: **54%**

School Rigorous Expectations

Your average

72%

362 responses

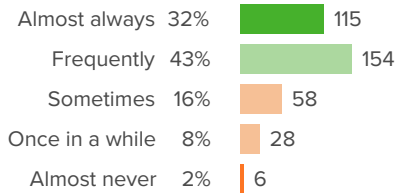
Change

▼ **9**

since last survey

How did people respond?

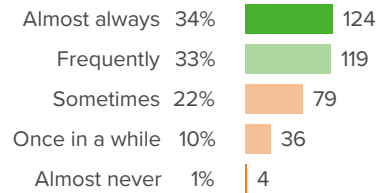
Q.1: How often do your teachers take time to make sure you understand the material?



▼ **5** from last survey

Favorable: **75%**

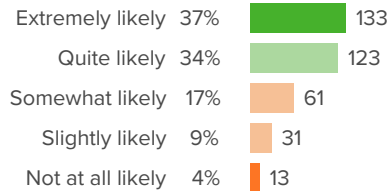
Q.2: How often do your teachers make you explain your answers?



▼ **13** from last survey

Favorable: **67%**

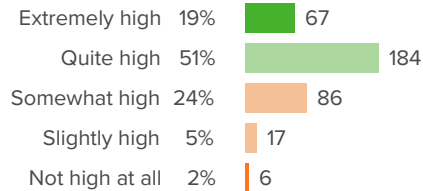
Q.3: When you feel like giving up, how likely is it that your teachers will make you keep trying?



▼ **7** from last survey

Favorable: **71%**

Q.4: Overall, how high are your teachers' expectations of you?

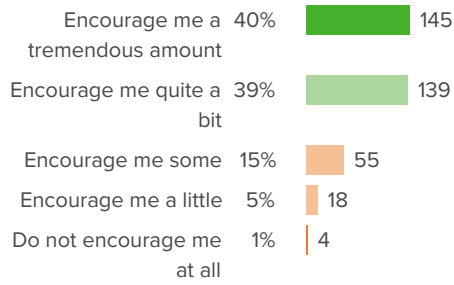


▼ **9** from last survey

Favorable: **70%**



Q.5: How much do your teachers encourage you to do your best?



▼ 9 from last survey

Favorable: **79%**



School Teacher-Student Relationships

Your average

71%

362 responses

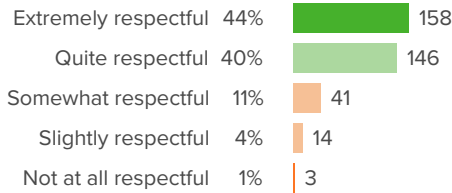
Change

▼ **4**

since last survey

How did people respond?

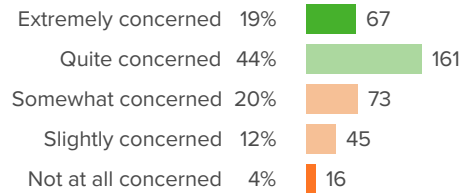
Q.1: How respectful are your teachers towards you?



▼ **7** from last survey

Favorable: **84%**

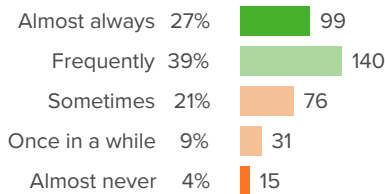
Q.2: If you walked into class upset, how concerned would your teachers be?



▼ **2** from last survey

Favorable: **63%**

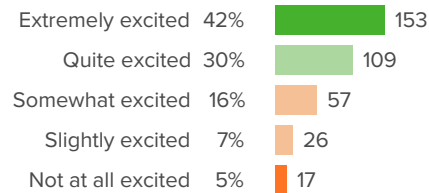
Q.3: When your teachers ask, "How are you?", how often do you feel that your teachers really want to know your answer?



▲ **0** from last survey

Favorable: **66%**

Q.4: How excited would you be to have your teachers again?



▼ **7** from last survey

Favorable: **72%**



Aledo ISD

Grades 6-12
Spring 2021-2022






Report created by
Panorama Education



EXCEPTIONAL EXPERIENCES

Community

Summary

| Topic Description | Results | Benchmark |
|--|---|--|
| <p>School Engagement</p> <p>How attentive and invested students are in school.</p> | <p>24%</p> <p>▲ 3</p> <p>since last survey</p> |  <p>0th - 19th percentile compared to others nationally</p> |
| <p>School Rigorous Expectations</p> <p>How much students feel that their teachers hold them to high expectations around effort, understanding, persistence, and performance in class.</p> | <p>58%</p> <p>▲ 4</p> <p>since last survey</p> |  <p>0th - 19th percentile compared to others nationally</p> |
| <p>School Teacher-Student Relationships</p> <p>How strong the social connection is between teachers and students within and beyond the school.</p> | <p>48%</p> <p>▲ 2</p> <p>since last survey</p> |  <p>0th - 19th percentile compared to others nationally</p> |

1,736 responses

School Engagement

Your average

24%

1,736 responses

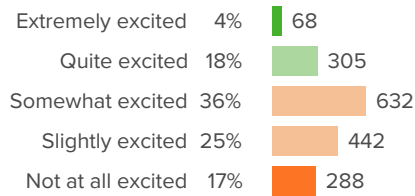
Change

▲ 3

since last survey

How did people respond?

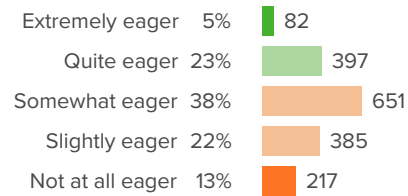
Q.1: How excited are you about going to your classes?



▲ 4 from last survey

Favorable: **21%**

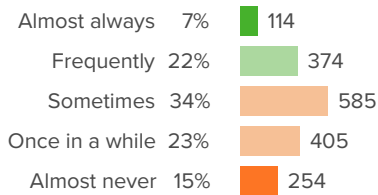
Q.2: In your classes, how eager are you to participate?



▲ 4 from last survey

Favorable: **28%**

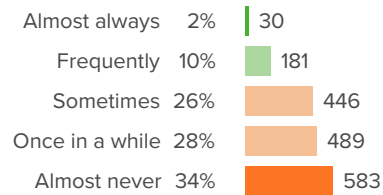
Q.3: How often do you get so focused on activities in your classes that you lose track of time?



▲ 1 from last survey

Favorable: **28%**

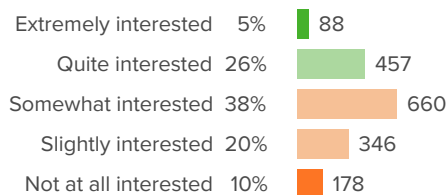
Q.4: When you are not in school, how often do you talk about ideas from your classes?



▲ 2 from last survey

Favorable: **12%**

Q.5: Overall, how interested are you in your classes?



▲ 3 from last survey

Favorable: **32%**

School Rigorous Expectations

Your average

58%

1,736 responses

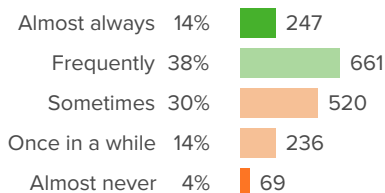
Change

▲ 4

since last survey

How did people respond?

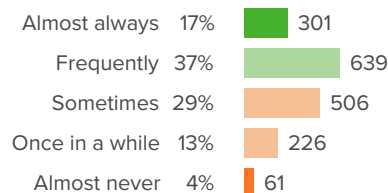
Q.1: How often do your teachers take time to make sure you understand the material?



▲ 5 from last survey

Favorable: **52%**

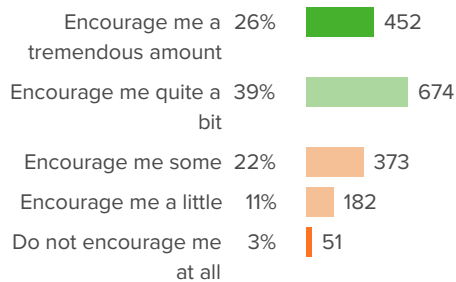
Q.2: How often do your teachers make you explain your answers?



▲ 4 from last survey

Favorable: **54%**

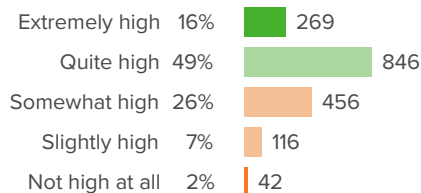
Q.3: How much do your teachers encourage you to do your best?



▲ 3 from last survey

Favorable: **65%**

Q.4: Overall, how high are your teachers' expectations of you?

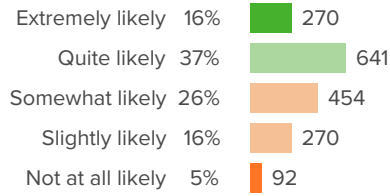


▲ 5 from last survey

Favorable: **64%**



Q.5: When you feel like giving up on a difficult task, how likely is it that your teachers will make you keep trying?



▲ 1 from last survey

Favorable: **53%**



School Teacher-Student Relationships

Your average

48%

1,736 responses

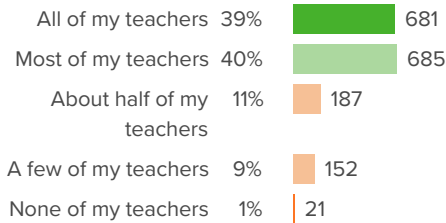
Change

▲ 2

since last survey

How did people respond?

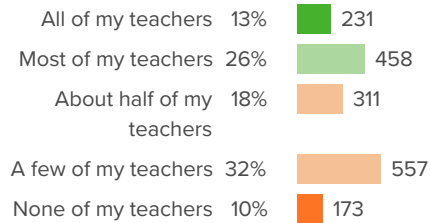
Q.1: How many of your teachers are respectful towards you?



▼ 2 from last survey

Favorable: **79%**

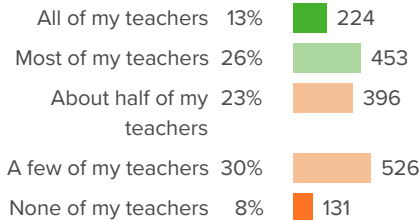
Q.2: If you walked into class upset, how many of your teachers would be concerned?



▲ 0 from last survey

Favorable: **40%**

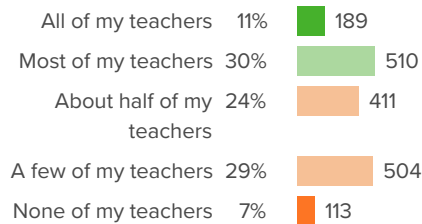
Q.3: If you came back to visit class three years from now, how many of your teachers would be excited to see you?



▲ 3 from last survey

Favorable: **39%**

Q.4: When your teachers ask how you are doing, how many of them are really interested in your answer?

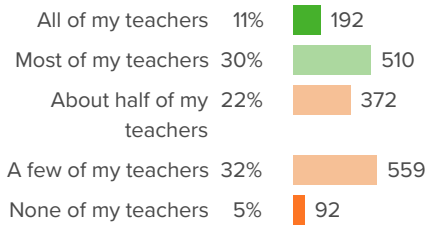


▲ 4 from last survey

Favorable: **40%**



Q.5: How many of your teachers would you be excited to have again in the future?



▲ 5 from last survey

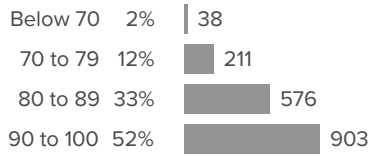
Favorable: **41%**



6-12 Free Response

How did people respond? _____

Q.1: What kind of grades do you usually get in your classes this year?





Aledo ISD

Family Survey
Spring 2021-2022







Report created by
Panorama Education



EXCEPTIONAL EXPERIENCES

Community

Summary

| Topic Description | Results | Benchmark |
|---|--|--|
| <p>Barriers to Engagement</p> <p>Factors that can create challenges for families to interact with or become involved with their child's school. Survey-takers responded to the question, "How big of a problem are the following issues for becoming involved with your child's current school?"</p> | <p>78%</p> <p>▼ 3</p> <p>since last survey</p> |  <p>0th - 19th percentile compared to others nationally</p> |
| <p>School Climate</p> <p>Perceptions of the overall social and learning climate of the school.</p> | <p>58%</p> <p>▼ 7</p> <p>since last survey</p> |  <p>0th - 19th percentile compared to others nationally</p> |
| <p>School Fit</p> <p>Families' perceptions of how well a school matches their child's developmental needs.</p> | <p>60%</p> <p>▼ 4</p> <p>since last survey</p> |  <p>20th - 39th percentile compared to others nationally</p> |
| <p>School Safety</p> <p>Perceptions of student physical and psychological safety at school.</p> | <p>66%</p> <p>▼ 8</p> <p>since last survey</p> |  <p>0th - 19th percentile compared to others nationally</p> |

823 responses

Barriers to Engagement

Your average

78%

823 responses

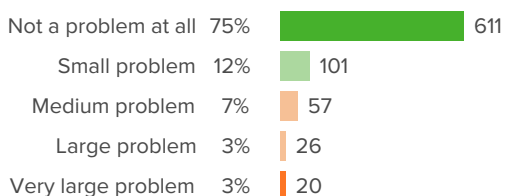
Change

▼ **3**

since last survey

How did people respond?

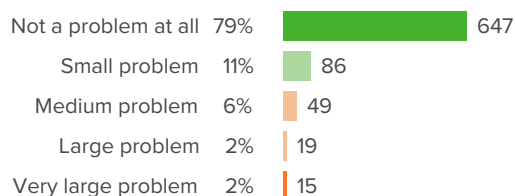
Q.1: How big of a problem is the following issue for becoming involved with your child's current school: Childcare needs?



▼ **3** from last survey

Favorable: **87%**

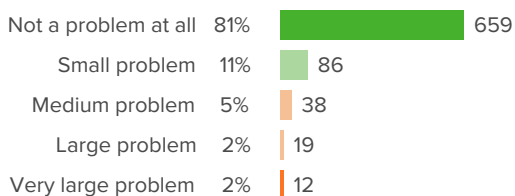
Q.2: How big of a problem is the following issue for becoming involved with your child's current school: Transportation-related challenges?



▼ **1** from last survey

Favorable: **90%**

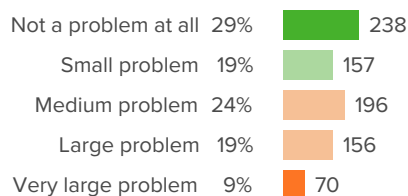
Q.3: How big of a problem is the following issue for becoming involved with your child's current school: Concerns about getting to the school safely?



▼ **3** from last survey

Favorable: **92%**

Q.4: How big of a problem is the following issue for becoming involved with your child's current school: How busy your schedule is?

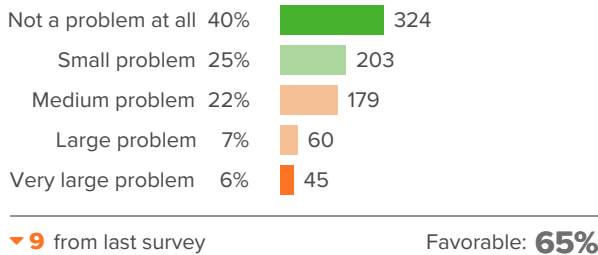


▼ **6** from last survey

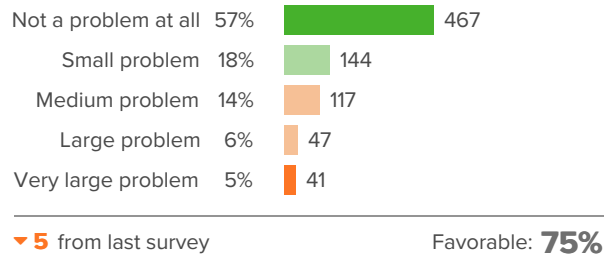
Favorable: **48%**



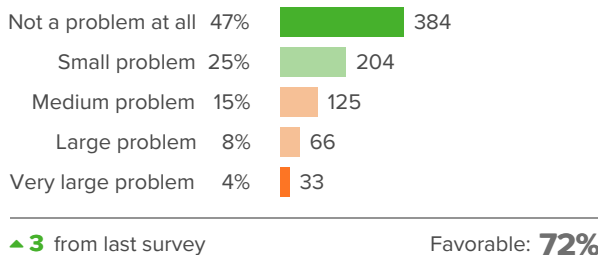
Q.5: How big of a problem is the following issue for becoming involved with your child's current school: School staff seem too busy?



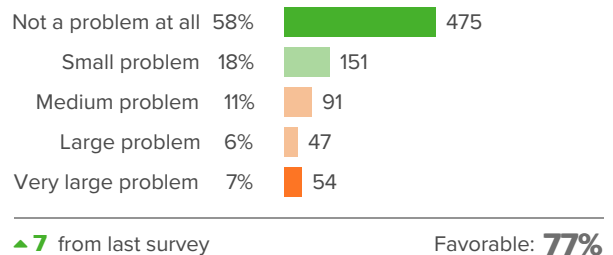
Q.6: How big of a problem is the following issue for becoming involved with your child's current school: You feel unsure about how to communicate with the school?



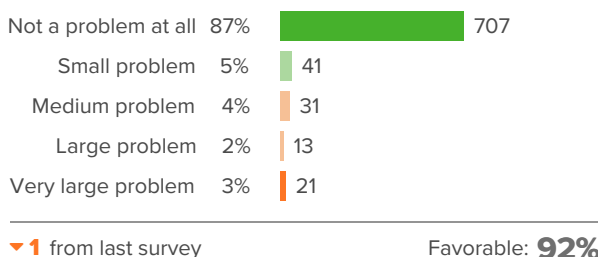
Q.7: How big of a problem is the following issue for becoming involved with your child's current school: The school provides little information about involvement opportunities?



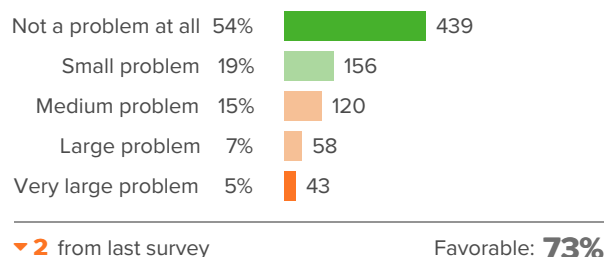
Q.8: How big of a problem is the following issue for becoming involved with your child's current school: The school is not welcoming to parents?



Q.9: How big of a problem is the following issue for becoming involved with your child's current school: The school does not communicate well with people from your culture?

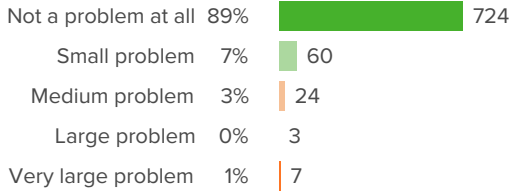


Q.10: How big of a problem is the following issue for becoming involved with your child's current school: You do not feel a sense of belonging with your child's school community?



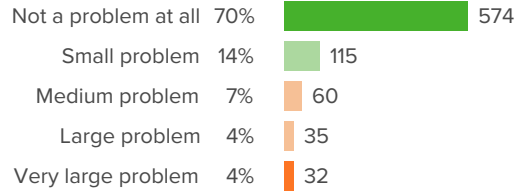


Q.11: How big of a problem is the following issue for becoming involved with your child's current school: Negative memories of your own school experience?



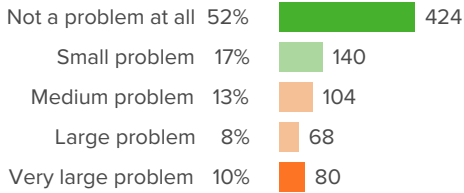
▲ 0 from last survey Favorable: **96%**

Q.12: How big of a problem is the following issue for becoming involved with your child's current school: Your child does not want you to contact the school?



▼ 3 from last survey Favorable: **84%**

Q.13: How big of a problem is the following issue for becoming involved with your child's current school: You worry that adults at the school will treat your child differently if you raise a concern?



▼ 4 from last survey Favorable: **69%**

Your average

58%

823 responses

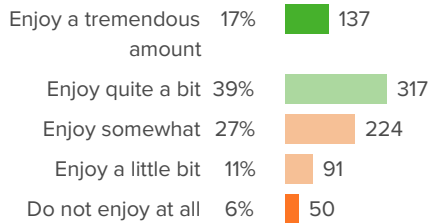
Change

▼ **7**

since last survey

How did people respond?

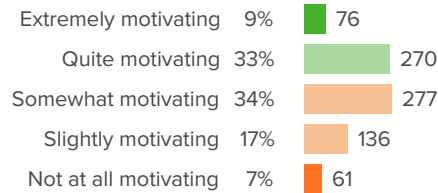
Q.1: To what extent do you think that children enjoy going to your child's school?



▼ **12** from last survey

Favorable: **55%**

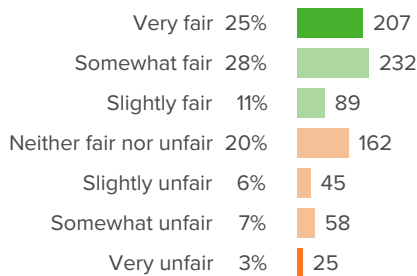
Q.2: How motivating are the classroom lessons at your child's school?



▼ **10** from last survey

Favorable: **42%**

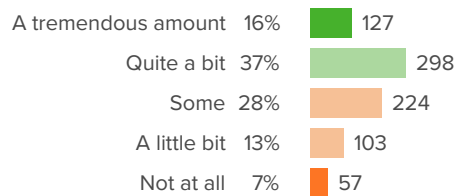
Q.3: How fair or unfair is the school's system of evaluating children?



▼ **3** from last survey

Favorable: **65%**

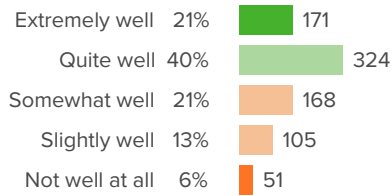
Q.4: How much does the school value the diversity of children's backgrounds?



▲ **0** from last survey

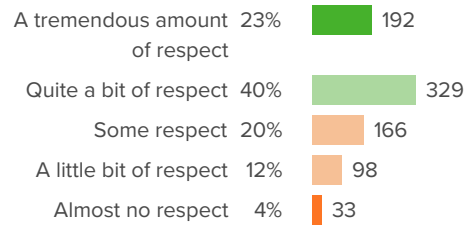
Favorable: **53%**

Q.5: How well do administrators at your child's school create a school environment that helps children learn?



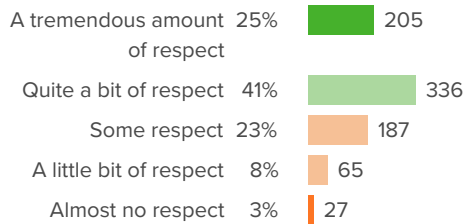
▼ **8** from last survey Favorable: **60%**

Q.6: Overall, how much respect do you think the children at your child's school have for the staff?



▼ **8** from last survey Favorable: **64%**

Q.7: Overall, how much respect do you think the teachers at your child's school have for the children?



▼ **7** from last survey Favorable: **66%**

Your average

60%

823 responses

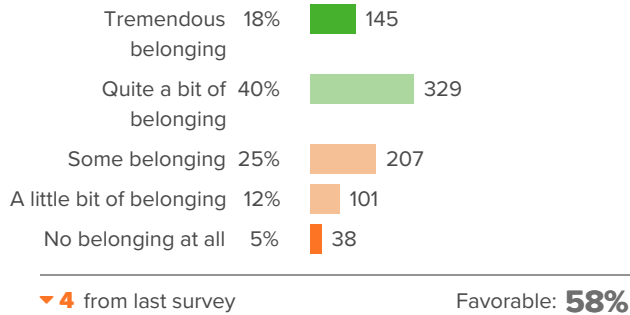
Change

▼ **4**

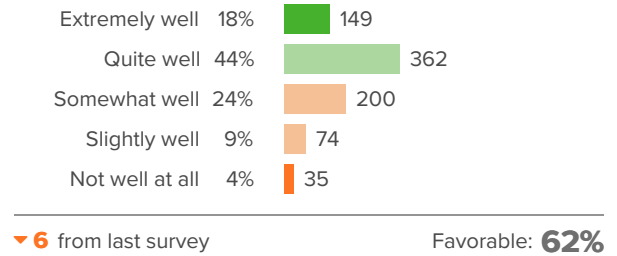
since last survey

How did people respond?

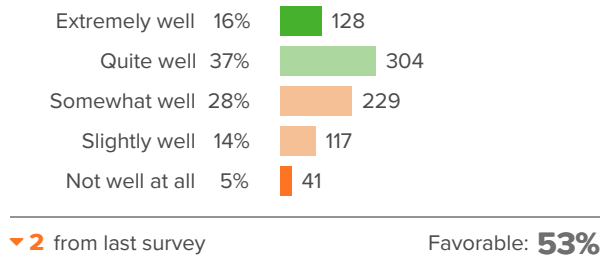
Q.1: How much of a sense of belonging does your child feel at his/her school?



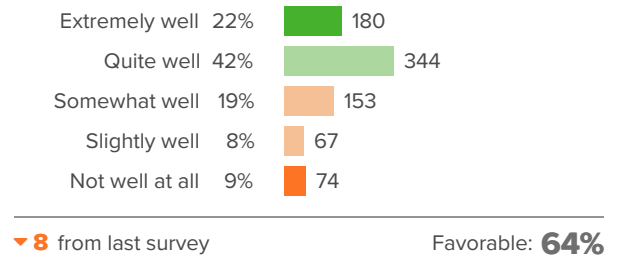
Q.2: How well do you feel your child's school is preparing him/her for his/her next academic year?



Q.3: How well do the activities offered at your child's school match his/her interests?

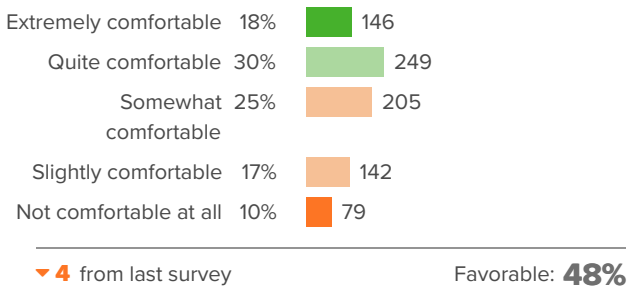


Q.4: At your child's school, how well does the overall approach to discipline work for your child?

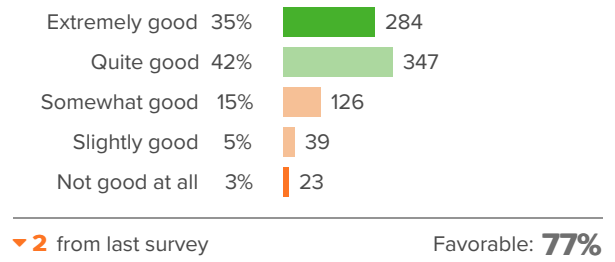




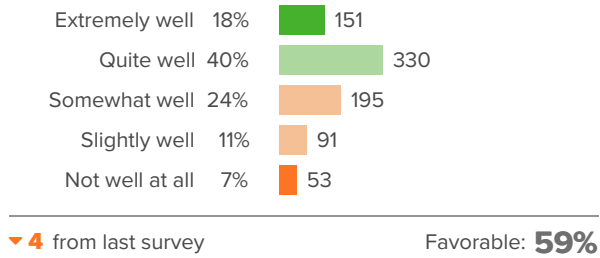
Q.5: How comfortable is your child in asking for help from school adults?



Q.6: Given your child’s cultural background, how good a fit is his/her school?



Q.7: How well do the teaching styles of your child's teachers match your child's learning style?



Your average

66%

823 responses

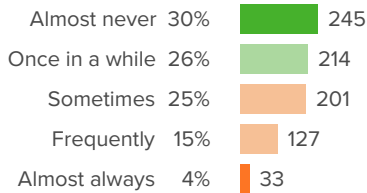
Change

▼ **8**

since last survey

How did people respond?

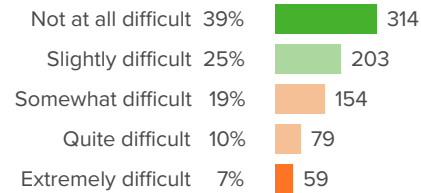
Q.1: How often do you worry about violence at your child's school?



▼ **18** from last survey

Favorable: **56%**

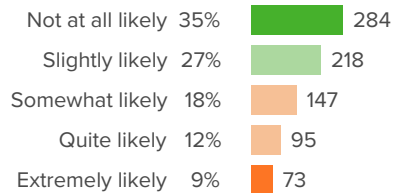
Q.2: If a student is bullied at your child's school, how difficult is it for him/her to get help from an adult?



▼ **6** from last survey

Favorable: **64%**

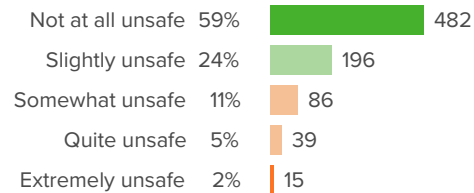
Q.3: How likely is it that someone from your child's school will bully him/her online?



▼ **5** from last survey

Favorable: **61%**

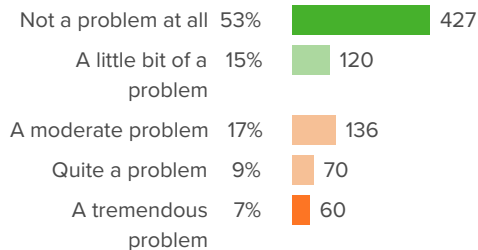
Q.4: Overall, how unsafe does your child feel at school?



▼ **5** from last survey

Favorable: **83%**

Q.5: To what extent are drugs a problem at your child's school?



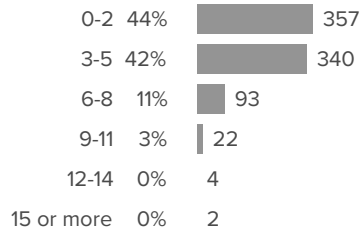
▼ **6** from last survey

Favorable: **67%**

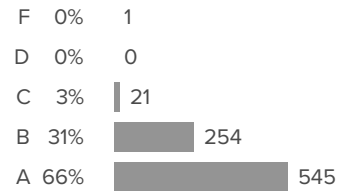
Background Questions

How did people respond?


Q.1: In an average day, how many hours of "screen time" (time in front of computers, television, texting, video games, etc.) does your child spend?



Q.2: On average, what grades do you expect your child to earn in school?



Q.3: What grade is your child in?





Aledo ISD




Staff Survey
Spring 2021-2022



Report created by
Panorama Education



Summary

| Topic Description | Results | Benchmark |
|--|--|---|
| <p>Professional Learning</p> <p>Perceptions of the amount and quality of professional growth and learning opportunities available to faculty and staff.</p> | <p>56%</p> <p>▲2</p> <p>since last survey</p> |  <p>60th - 79th percentile compared to others nationally</p> |
| <p>School Climate</p> <p>Perceptions of the overall social and learning climate of the school.</p> | <p>65%</p> <p>▲1</p> <p>since last survey</p> |  <p>40th - 59th percentile compared to others nationally</p> |
| <p>Staff-Leadership Relationships</p> <p>Perceptions of faculty and staff relationships with school leaders.</p> | <p>79%</p> <p>▲7</p> <p>since last survey</p> |  <p>60th - 79th percentile compared to others nationally</p> |

70 responses



Professional Learning

Your average

56%

70 responses

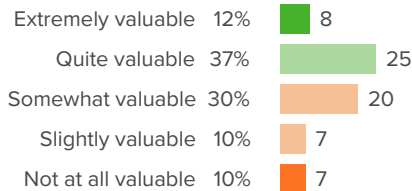
Change

▲ 2

since last survey

How did people respond?

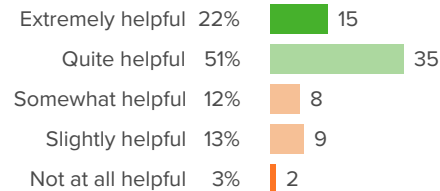
Q.1: At your school, how valuable are the available professional development opportunities?



▼ 1 from last survey

Favorable: **49%**

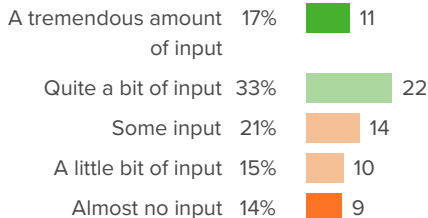
Q.2: How helpful are your colleagues' ideas for improving your work?



▼ 1 from last survey

Favorable: **72%**

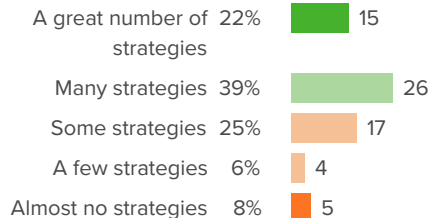
Q.3: How much input do you have into individualizing your own professional development opportunities?



▲ 11 from last survey

Favorable: **50%**

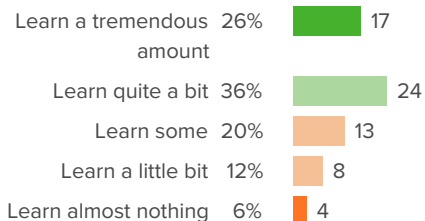
Q.4: Through working at your school, how many new strategies for your job have you learned?



▼ 5 from last survey

Favorable: **61%**

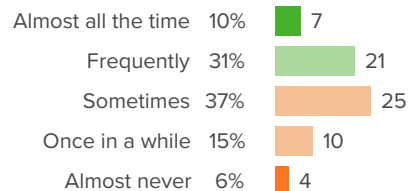
Q.5: Overall, how much do you learn from the leaders at your school?



▲ 2 from last survey

Favorable: **62%**

Q.6: How often do your professional development opportunities help you explore new ideas?



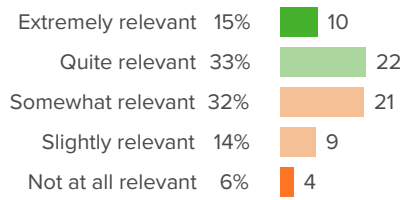
▲ 6 from last survey

Favorable: **42%**



EXCEPTIONAL EXPERIENCES
Community

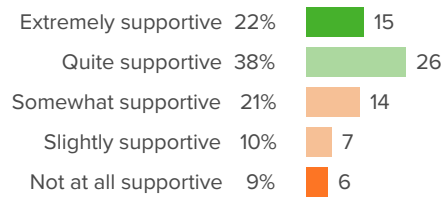
Q.7: How relevant have your professional development opportunities been to your work?



▲ 8 from last survey

Favorable: **48%**

Q.8: Overall, how supportive has the school been of your professional growth?



▼ 5 from last survey

Favorable: **60%**

Your average

65%

70 responses

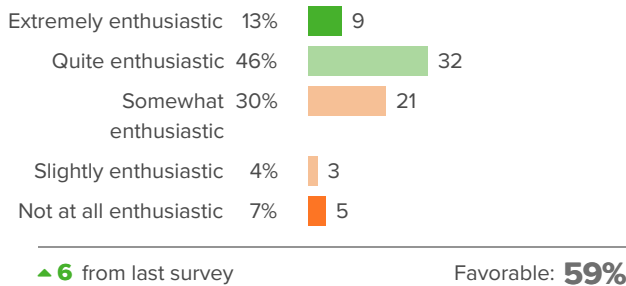
Change

▲ 1

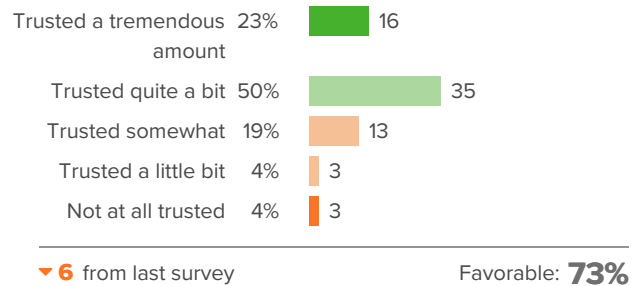
since last survey

How did people respond?

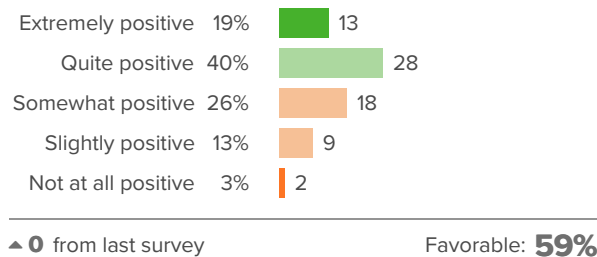
Q.1: On most days, how enthusiastic are the students about being at school?



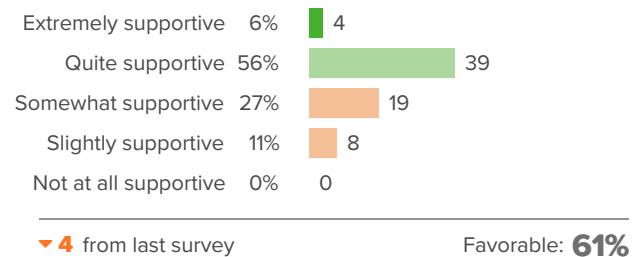
Q.2: To what extent are staff trusted to work in the way they think is best?



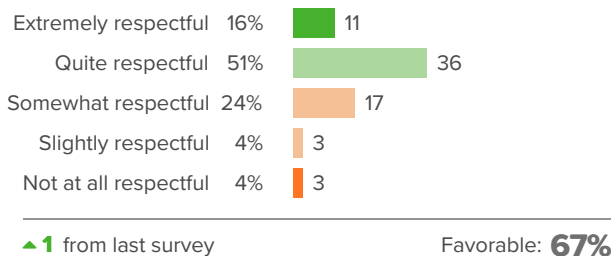
Q.3: How positive are the attitudes of your colleagues?



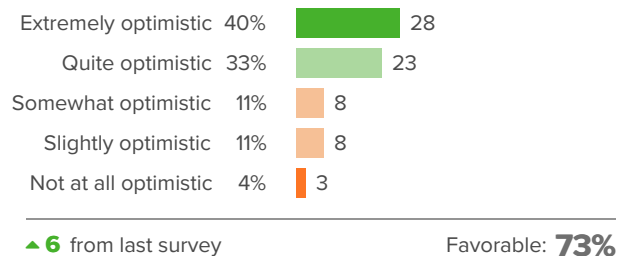
Q.4: How supportive are students in their interactions with each other?



Q.5: How respectful are the relationships between staff and students?

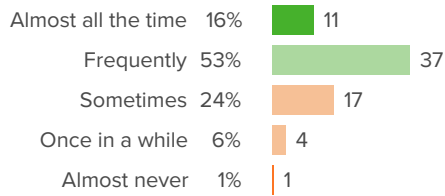


Q.6: How optimistic are you that your school will improve in the future?



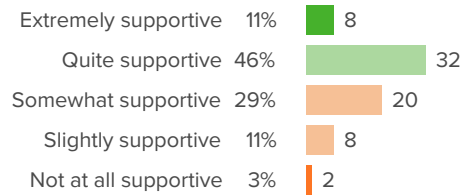


Q.7: How often do you see students helping each other without being prompted?



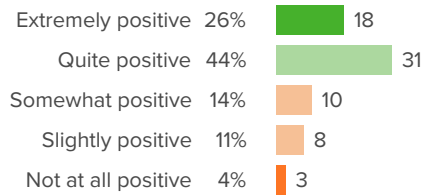
▲ **6** from last survey Favorable: **69%**

Q.8: When new initiatives are presented at your school, how supportive are your colleagues?



▼ **3** from last survey Favorable: **57%**

Q.9: Overall, how positive is the working environment at your school?



▲ **2** from last survey Favorable: **70%**

Staff-Leadership Relationships

Your average

79%

70 responses

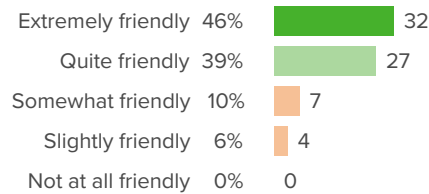
Change

▲ 7

since last survey

How did people respond?

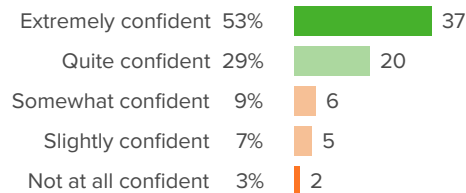
Q.1: How friendly are your school leaders toward you?



▲ 9 from last survey

Favorable: **84%**

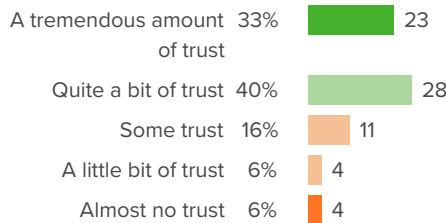
Q.2: How confident are you that your school leaders have the best interests of the school in mind?



▲ 3 from last survey

Favorable: **81%**

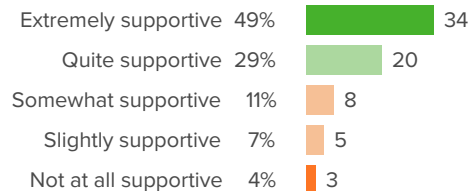
Q.3: How much trust exists between school leaders and staff?



▲ 10 from last survey

Favorable: **73%**

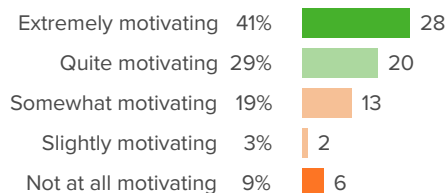
Q.4: When you face challenges at work, how supportive are your school leaders?



▲ 7 from last survey

Favorable: **77%**

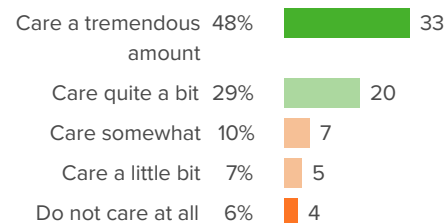
Q.5: At your school, how motivating do you find working with the leadership team?



▲ 8 from last survey

Favorable: **70%**

Q.6: How much do your school leaders care about you as an individual?

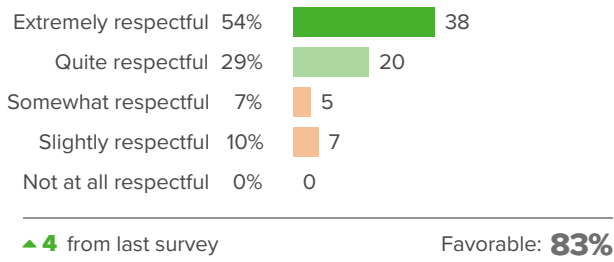


▲ 10 from last survey

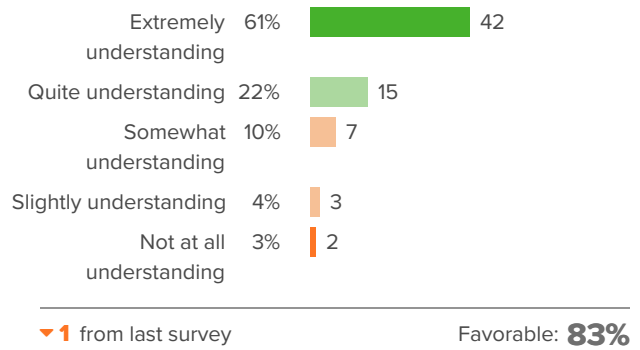
Favorable: **77%**



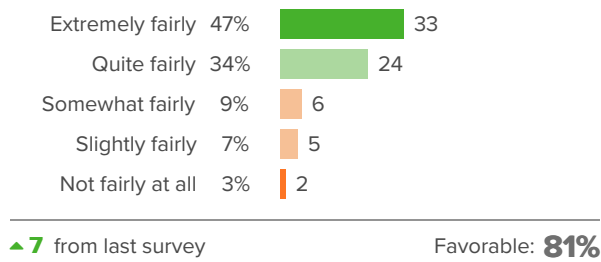
Q.7: How respectful are your school leaders towards you?



Q.8: When challenges arise in your personal life, how understanding are your school leaders?



Q.9: How fairly does the school leadership treat the staff?









Aledo ISD

Teacher Survey
Spring 2021-2022



Report created by
Panorama Education



| Topic Description | Results | Benchmark |
|--|---|--|
| <p>Faculty Growth Mindset Perceptions of whether teaching can improve over time.</p> | <p>50% ▼ 6 since last survey</p> | <p> 0th - 19th percentile compared to others nationally</p> |
| <p>Professional Learning Perceptions of the amount and quality of professional growth and learning opportunities available to faculty and staff.</p> | <p>49% 0 since last survey</p> | <p> 40th - 59th percentile compared to others nationally</p> |
| <p>School Climate Perceptions of the overall social and learning climate of the school.</p> | <p>51% ▼ 5 since last survey</p> | <p> 20th - 39th percentile compared to others nationally</p> |
| <p>Staff-Leadership Relationships Perceptions of faculty and staff relationships with school leaders.</p> | <p>69% 0 since last survey</p> | <p> 40th - 59th percentile compared to others nationally</p> |

200 responses



Faculty Growth Mindset

Your average

50%

200 responses

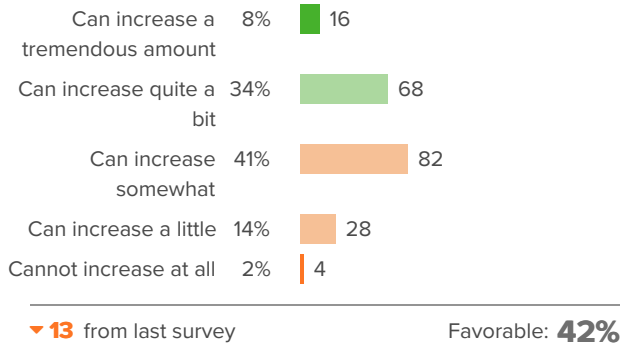
Change

▼ **6**

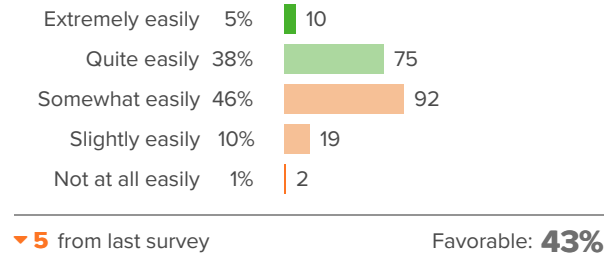
since last survey

How did people respond?

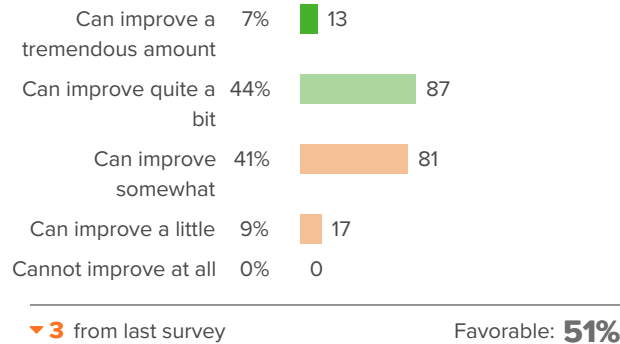
Q.1: To what extent can teachers increase how much their most difficult students learn from them?



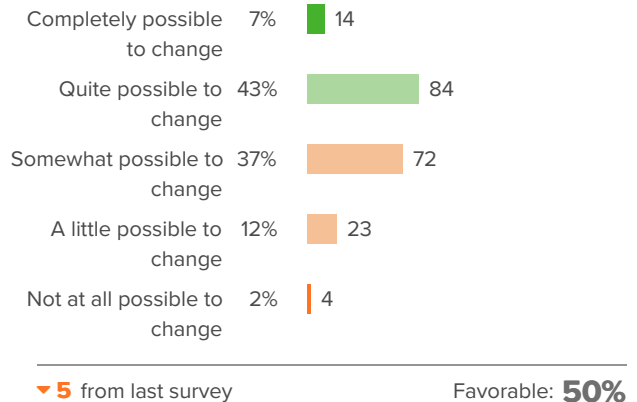
Q.2: How easily can teachers change their teaching style to match the needs of a particular class?



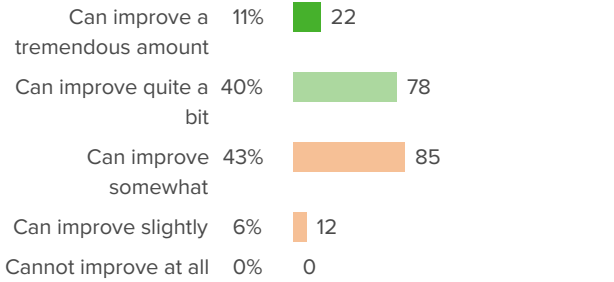
Q.3: To what extent can teachers improve their implementation of different teaching strategies?



Q.4: How possible is it for teachers to change their ability to work with dissatisfied parents?

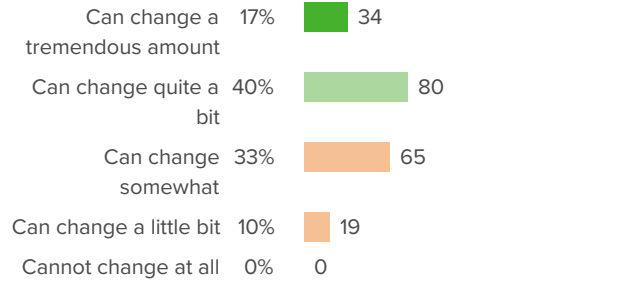


Q.5: How much can teachers improve their classroom management approaches?



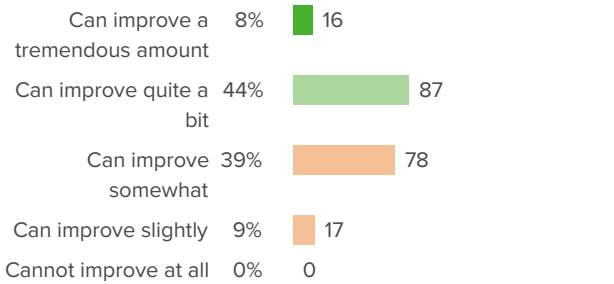
▼ 6 from last survey Favorable: **51%**

Q.6: To what extent can teachers change their intelligence about the subjects that they teach?



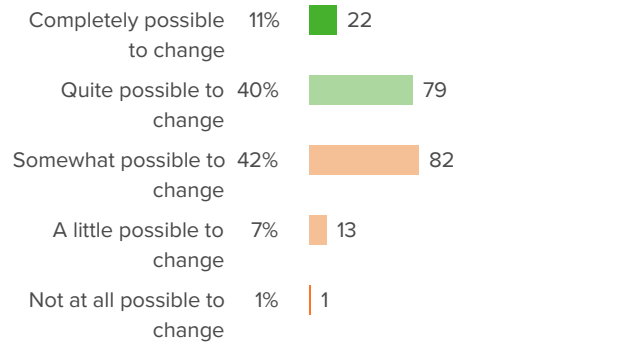
▼ 5 from last survey Favorable: **58%**

Q.7: Over the course of a school year, to what extent can teachers improve the clarity of their explanations of challenging concepts?



▼ 4 from last survey Favorable: **52%**

Q.8: How possible is it for teachers to change how well they relate to their most difficult students?



▼ 11 from last survey Favorable: **51%**



Professional Learning

Your average

49%

200 responses

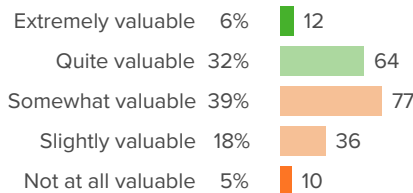
Change

0

since last survey

How did people respond?

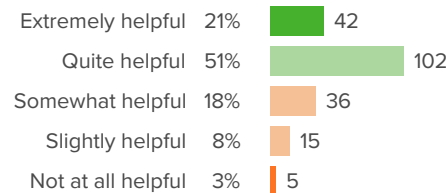
Q.1: At your school, how valuable are the available professional development opportunities?



▼ 2 from last survey

Favorable: **38%**

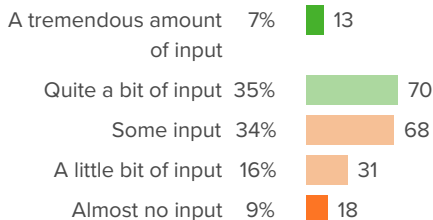
Q.2: How helpful are your colleagues' ideas for improving your teaching?



▲ 3 from last survey

Favorable: **72%**

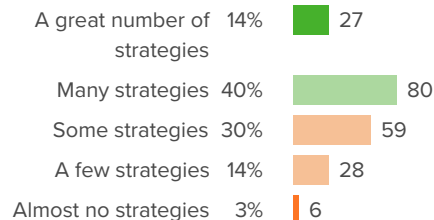
Q.3: How much input do you have into individualizing your own professional development opportunities?



▲ 1 from last survey

Favorable: **42%**

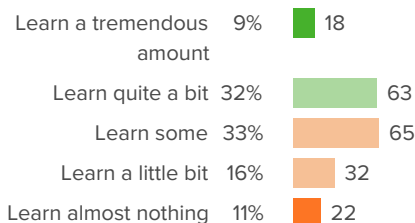
Q.4: Through working at your school, how many new teaching strategies have you learned?



▼ 3 from last survey

Favorable: **54%**

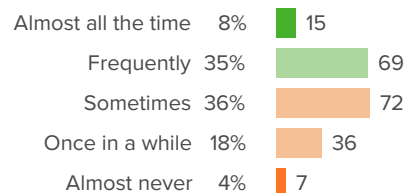
Q.5: Overall, how much do you learn about teaching from the leaders at your school?



▲ 2 from last survey

Favorable: **41%**

Q.6: How often do your professional development opportunities help you explore new ideas?



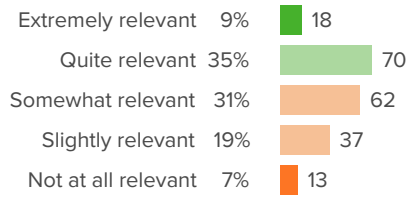
▼ 3 from last survey

Favorable: **42%**



EXCEPTIONAL EXPERIENCES
Community

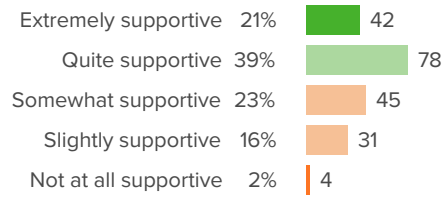
Q.7: How relevant have your professional development opportunities been to the content that you teach?



▲ 6 from last survey

Favorable: **44%**

Q.8: Overall, how supportive has the school been of your growth as a teacher?



▼ 4 from last survey

Favorable: **60%**

Your average

51%

200 responses

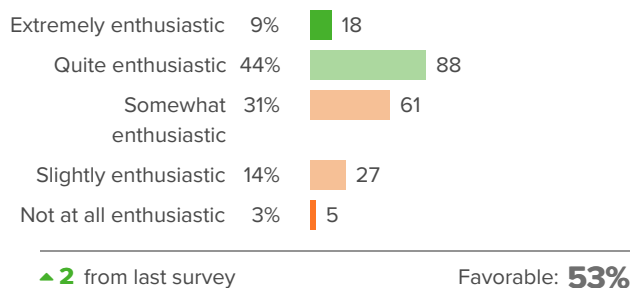
Change

▼ **5**

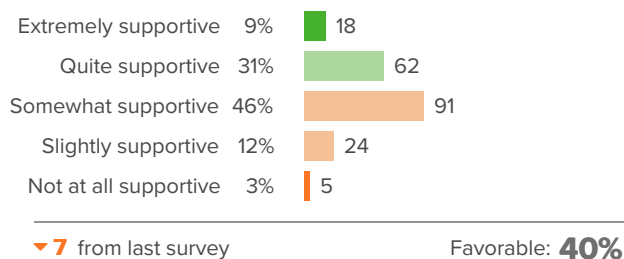
since last survey

How did people respond?

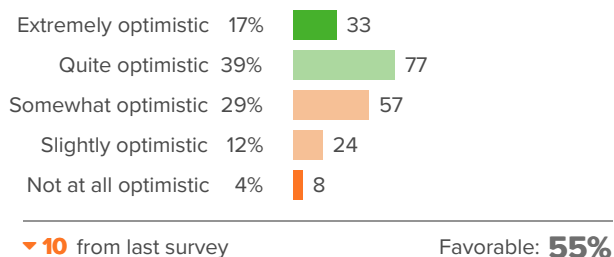
Q.1: On most days, how enthusiastic are the students about being at school?



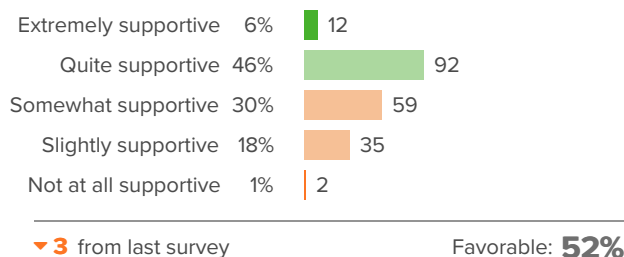
Q.2: When new initiatives to improve teaching are presented at your school, how supportive are your colleagues?



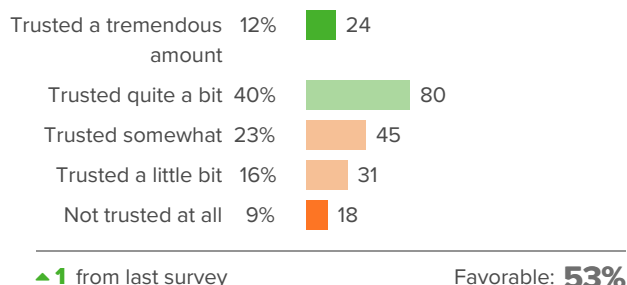
Q.3: How optimistic are you that your school will improve in the future?



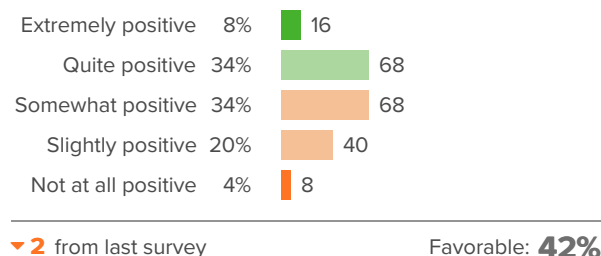
Q.4: How supportive are students in their interactions with each other?



Q.5: To what extent are teachers trusted to teach in the way they think is best?

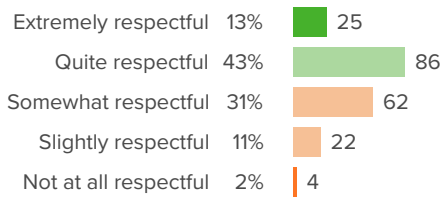


Q.6: How positive are the attitudes of your colleagues?



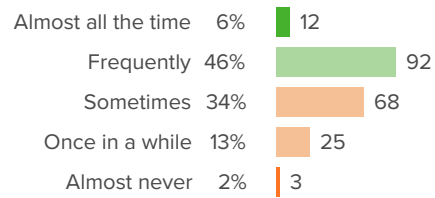


Q.7: How respectful are the relationships between teachers and students?



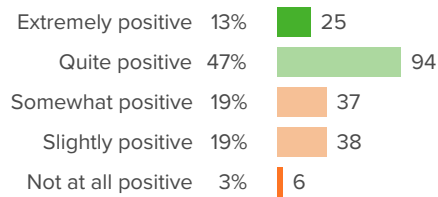
▼ **16** from last survey Favorable: **56%**

Q.8: How often do you see students helping each other without being prompted?



▼ **11** from last survey Favorable: **52%**

Q.9: Overall, how positive is the working environment at your school?



▲ **3** from last survey Favorable: **60%**

Staff-Leadership Relationships

Your average

69%

200 responses

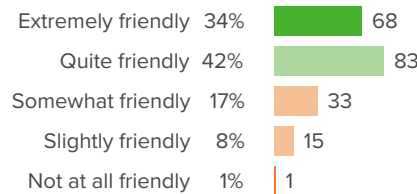
Change

0

since last survey

How did people respond?

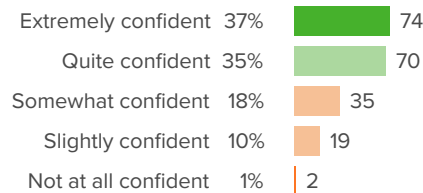
Q.1: How friendly are your school leaders toward you?



▲ 2 from last survey

Favorable: **76%**

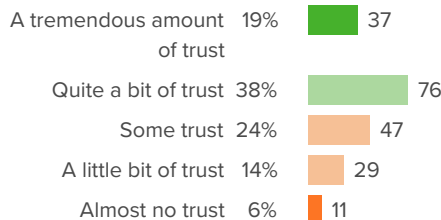
Q.2: How confident are you that your school leaders have the best interests of the school in mind?



▼ 1 from last survey

Favorable: **72%**

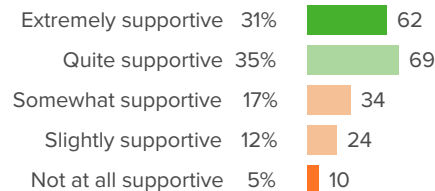
Q.3: How much trust exists between school leaders and faculty?



▲ 0 from last survey

Favorable: **57%**

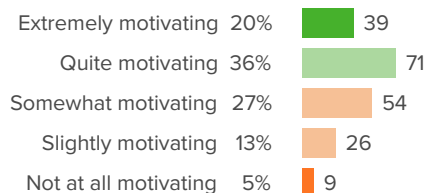
Q.4: When you face challenges at work, how supportive are your school leaders?



▲ 1 from last survey

Favorable: **66%**

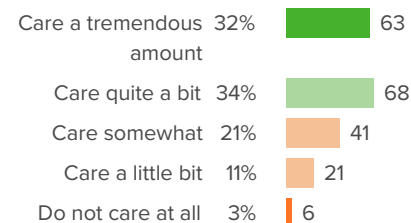
Q.5: At your school, how motivating do you find working with the leadership team?



▲ 0 from last survey

Favorable: **55%**

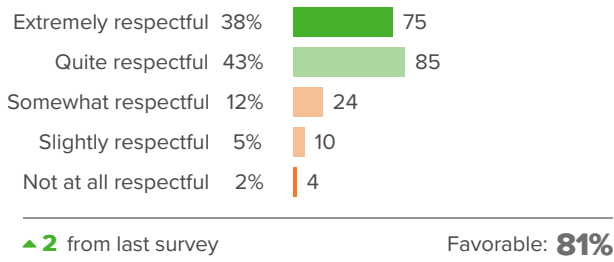
Q.6: How much do your school leaders care about you as an individual?



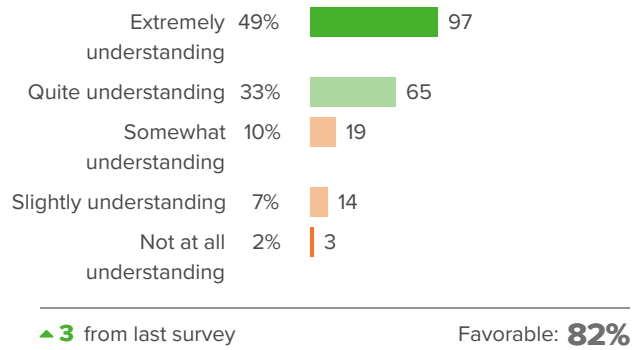
▲ 0 from last survey

Favorable: **66%**

Q.7: How respectful are your school leaders towards you?



Q.8: When challenges arise in your personal life, how understanding are your school leaders?



Q.9: How fairly does the school leadership treat the faculty?

