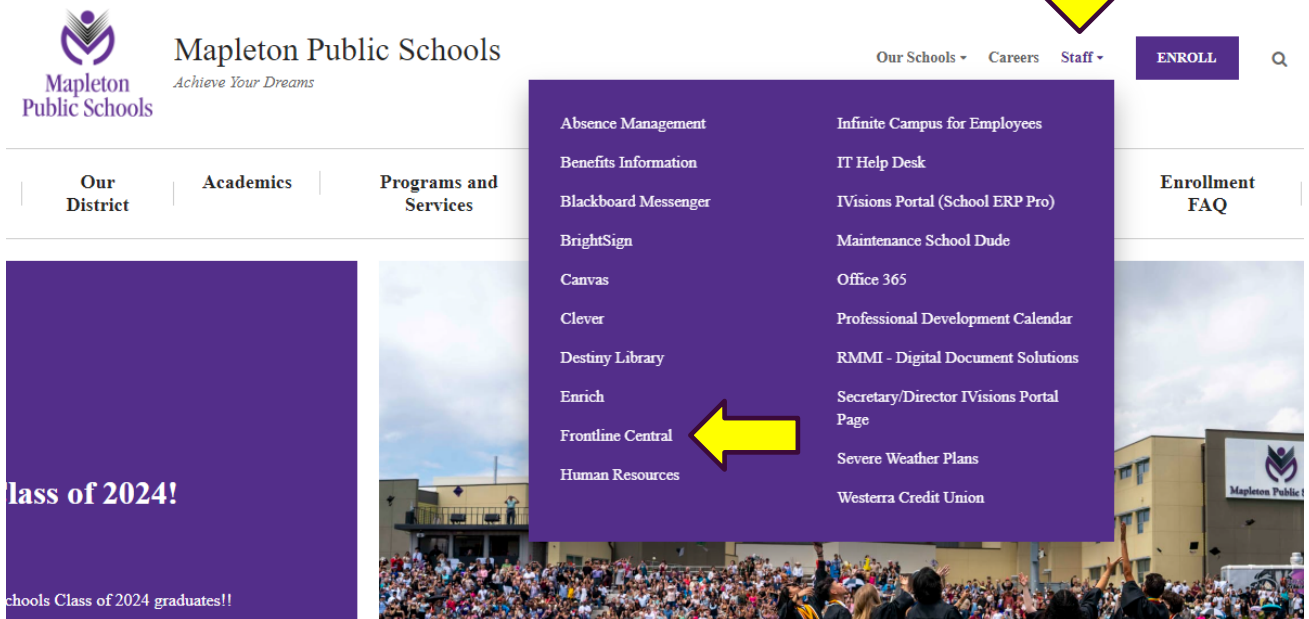


**How
to Complete a
Volunteer
Application:**

How to Complete a Volunteer Application:

1. Go to www.mapleton.us –
Hover over Staff, a drop-down box will appear, Click on Frontline Central



The screenshot shows the Mapleton Public Schools website. The header includes the logo and the text "Mapleton Public Schools Achieve Your Dreams". The navigation menu includes "Our Schools", "Careers", "Staff", and "ENROLL". A dropdown menu is open under "Staff", listing various services. A yellow arrow points to the "Staff" link in the navigation menu, and another yellow arrow points to "Frontline Central" in the dropdown menu.

Mapleton Public Schools
Achieve Your Dreams

Our Schools ▾ Careers Staff ▾ ENROLL 🔍

Our District | Academics | Programs and Services

Class of 2024!

chools Class of 2024 graduates!!

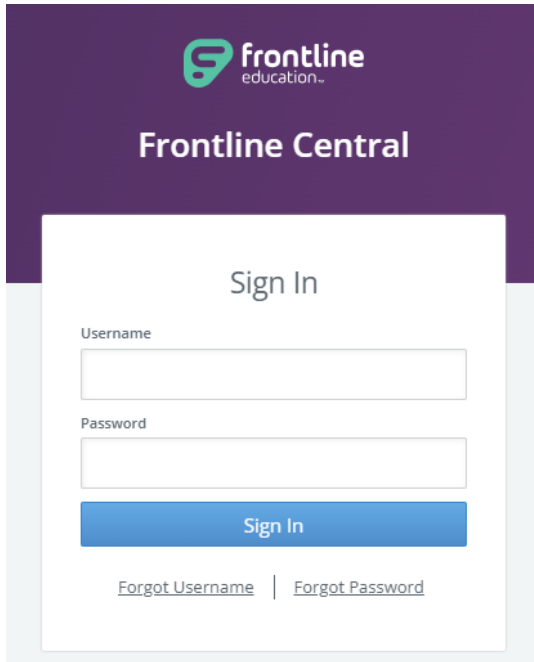
Frontline Central

Staff Dropdown Menu:

- Absence Management
- Benefits Information
- Blackboard Messenger
- BrightSign
- Canvas
- Clever
- Destiny Library
- Enrich
- Frontline Central
- Human Resources
- Infinite Campus for Employees
- IT Help Desk
- IVisions Portal (School ERP Pro)
- Maintenance School Dude
- Office 365
- Professional Development Calendar
- RMMI - Digital Document Solutions
- Secretary/Director IVisions Portal Page
- Severe Weather Plans
- Westerra Credit Union

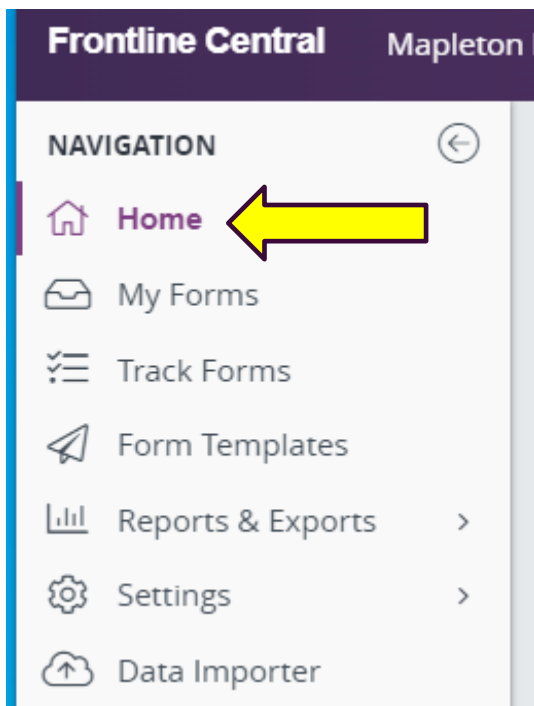
Enrollment FAQ

2.Login to Frontline Central

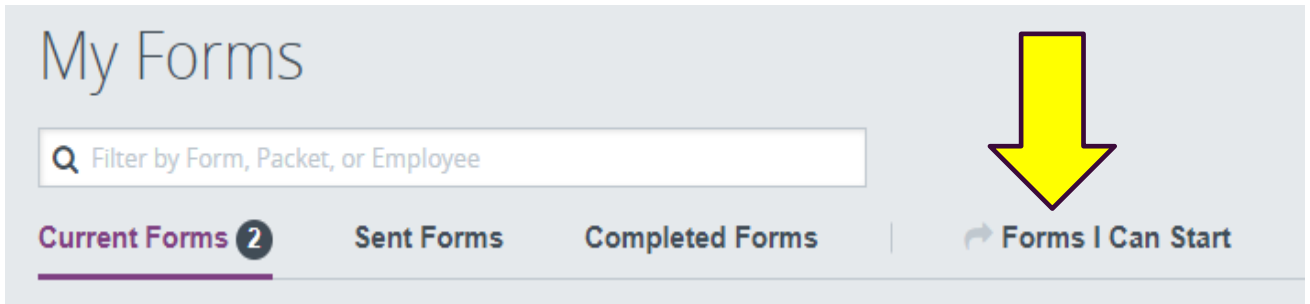


The screenshot shows the Frontline Central login interface. At the top, there is a purple header with the 'frontline education' logo and the text 'Frontline Central'. Below the header is a white sign-in box with the title 'Sign In'. Inside the box, there are two input fields: 'Username' and 'Password'. Below these fields is a blue 'Sign In' button. At the bottom of the sign-in box, there are two links: 'Forgot Username' and 'Forgot Password'.

3.Click on My Forms (Left Side of screen under Navigation Bar)



4. Click on Forms I Can Start

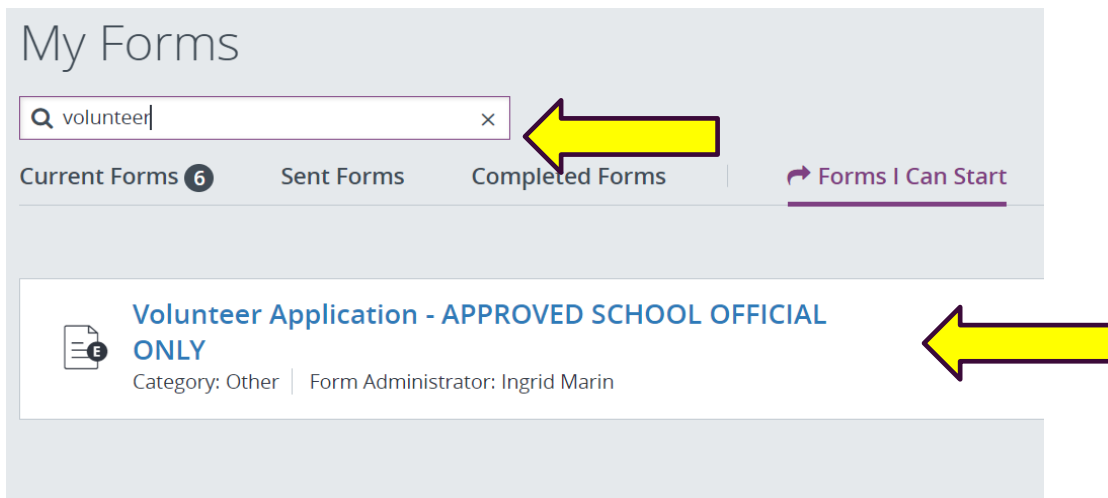


My Forms

Filter by Form, Packet, or Employee

Current Forms **2** | Sent Forms | Completed Forms | **Forms I Can Start**

5. Search Volunteer



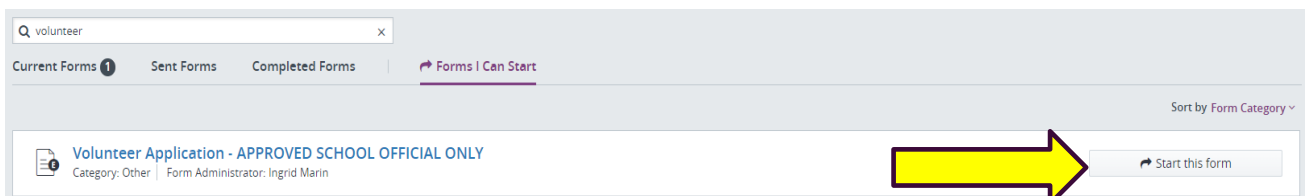
My Forms

Q volunteer

Current Forms **6** | Sent Forms | Completed Forms | **Forms I Can Start**

Volunteer Application - APPROVED SCHOOL OFFICIAL ONLY
Category: Other | Form Administrator: Ingrid Marin

5. Click on Start this Form to the right of Volunteer Application – Approved School Official Only:



Q volunteer

Current Forms **1** | Sent Forms | Completed Forms | **Forms I Can Start**

Sort by Form Category

Volunteer Application - APPROVED SCHOOL OFFICIAL ONLY
Category: Other | Form Administrator: Ingrid Marin

Start this form

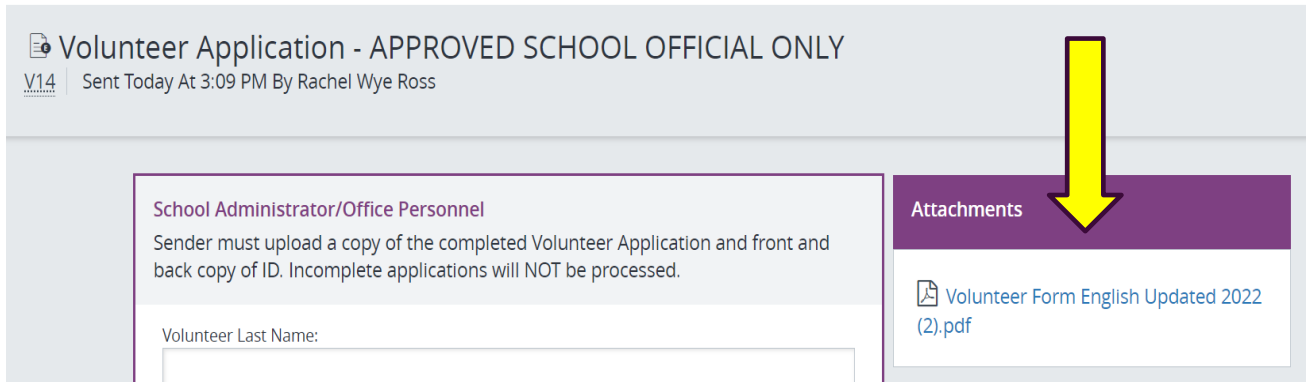
6. Click on the attachment and complete, the completed form will need to be uploaded

Volunteer Application - APPROVED SCHOOL OFFICIAL ONLY
V14 | Sent Today At 3:09 PM By Rachel Wye Ross

School Administrator/Office Personnel
Sender must upload a copy of the completed Volunteer Application and front and back copy of ID. Incomplete applications will NOT be processed.

Volunteer Last Name:

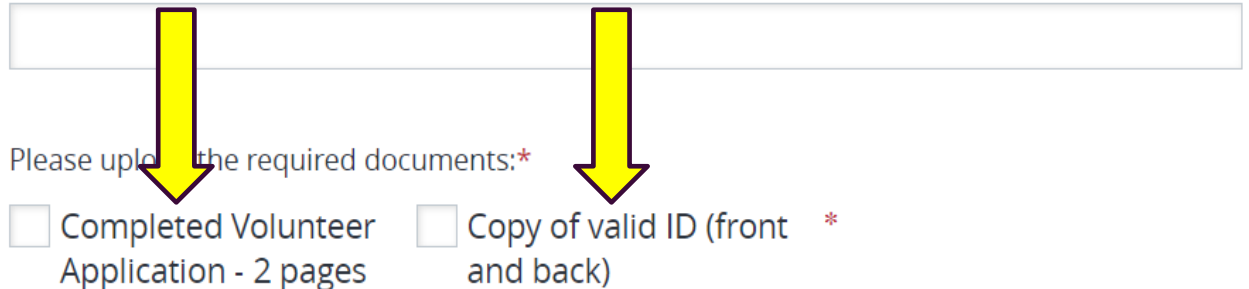
Attachments
Volunteer Form English Updated 2022 (2).pdf



7. The application is required to be uploaded as is a copy of your ID (front & Back)

School Location*

Please upload the required documents:*

- Completed Volunteer Application - 2 pages
- Copy of valid ID (front and back) *
- 

8. Completed all required items, sign and submit