



Pueblo School District 60  
Educational Facilities Assessment and Masterplan

APPENDIX E  
Building Capacity Analysis  
October 2019



ES SCHOOL	Capacity Based off Current Pre-K Classroom Config., Max 16 per Classroom	Capacity Based off Current Kinder Classroom Config., Max 21 per Classroom	Capacity Based off Current 1-6 Regular Classroom Config., Max 26 per Classroom (does not include SPED)	Total Capacity	Current Grades 1-6 Classrooms	Current # of K Classrooms	Current # of Pre-K Classrooms	Current # of SPED Classrooms	Current # of Computer Labs	Current # of Music/Art Rooms	Current # of Science Classrooms	Current Total # of Classrooms (Includes SPED, Music, Science, Computer Labs, etc.)	# of Teacher Lounges	Cafeteria	Gyms	Current Enrollment
BACA	32	42	286	360	11	2	2	1	1	1	0	18	1	1	1	315
BELMONT	32	63	390	485	15	3	2	2	2	1	0	25	1	1	1	487
BESSEMER	16	42	520	578	20	2	1	2	0	1	1	27	1	1	1	252
BEULAH HEIGHTS	32	63	364	459	14	3	2	2	1	1	0	23	1	1	1	354
BRADFORD	128	84	286	498	11	4	8	4	0	0	0	27	0	1	1	340
CARLILE	32	42	286	360	11	2	2	2	2	1	0	20	1	1	1	254
COLUMBIAN	48	63	312	423	12	3	3	4	1	1	1	25	1	1	1	327
FRANKLIN	16	63	416	495	16	3	1	1	1	1	0	23	1	1	1	380
GOODNIGHT	16	84	624	724	24	4	1	2	1	1	1	34	1	1	1	683
HAAFF	32	42	286	360	11	2	2	2	2	1	0	20	1	1	1	312
HERITAGE	32	63	338	433	13	3	2	2	1	1	0	22	1	1	1	353
HEROES	0	63	572	635	22	3	0	5	2	1	1	34	1	1	2	554
HIGHLAND PARK	32	84	468	584	18	4	2	1	1	1	1	28	1	1	1	517
IRVING	64	63	286	413	11	3	4	2	1	1	0	22	1	1	1	315
MINNEQUA	32	63	364	459	14	3	2	2	1	1	0	23	1	1	1	356
MORTON	32	84	390	506	15	4	2	3	2	1	1	28	1	1	1	474
PARK VIEW	0	42	416	458	16	2	0	2	1	1	0	22	1	1	1	455
SOUTH PARK	16	42	338	396	13	2	1	1	2	1	1	21	1	1	1	294
SUNSET PARK	32	84	416	532	16	4	2	1	2	1	0	26	1	1	1	451
<b>TOTALS</b>	<b>624</b>	<b>1,176</b>	<b>7,358</b>	<b>9,158</b>	<b>283</b>	<b>56</b>	<b>39</b>	<b>41</b>	<b>24</b>	<b>18</b>	<b>7</b>	<b>468</b>				<b>7,473</b>

MIDDLE SCHOOL			Capacity Based off Current 7-8 Regular Classroom Config., Max 26-28 per Classroom (does not include SPED)	Total Capacity	Current Grades 7-8 Classrooms		Current # Other Classrooms	Current # of SPED Classrooms	Current # of Computer Labs	Current # of Music/Art Rooms	Current # of Science Classrooms	Current Total # of Classrooms (Includes SPED, Music, Science, Computer Labs, etc.)	# of Teacher Lounges	Cafeteria	Gyms	Current Enrollment
HEATON			644	1,008	23		4	1	1	3	4	36	1	1	1	707
P.A.A.			700	1,120	25			4	3	5	3	40	1	1	1	677
RISLEY			476	812	17		3	3	1	2	3	29	1	1	1	336
RONCALLI			448	924	16		3	6	2	2	4	33	1	1	2	381
<b>TOTALS</b>			<b>2268</b>	<b>2268</b>								<b>138</b>				<b>2,101</b>

MAGNET SCHOOL	Capacity Based off Current Pre-K Classroom Config., Max 16 per Classroom	Capacity Based off Current Kinder Classroom Config., Max 21 per Classroom	Capacity Based off Current K-8 Regular Classroom Config., Max 28 per Classroom (does not include SPED)	Total Capacity	Current Grades 1-8 Classrooms	Current # of K Classrooms	Current # of Pre-K Classrooms	Current # of SPED Classrooms	Current # of Computer Labs	Current # of Music/Art Rooms	Current # of Science Classrooms	Current Total # of Classrooms (Includes SPED, Music, Science, Computer Labs, etc.)	# of Teacher Lounges	Cafeteria	Gyms	Current Enrollment
CORWIN	-	-	784	952	28	-	-	2	1	1	2	34	1	1	2	651
FOUNTAIN	-	84	338	494	13	4	-	-	1	1	-	19	-	1	1	402
<b>TOTALS</b>			<b>1,122</b>	<b>1,446</b>								<b>53</b>				<b>1,053</b>

			Capacity Based off Current 9-12 Regular Classroom Config., Max 29 per Classroom (does not include SPED)	Total Capacity	Current Grades 9-12 Classrooms				Current # of SPED Classrooms	Current # of Computer Labs	Current # of Music/Art Rooms	Current # of Science Classrooms	Current Total # of Classrooms (Includes SPED, Music, Science, Computer Labs, etc.)	# of Teacher Lounges	Cafeteria	Gyms	Current Enrollment
<b>HIGH SCHOOL</b>																	
CENTENNIAL			1,334	2,117	46			8	7	4	8	73	-	1	2	1,162	
CENTRAL			1,363	1,943	47			3	4	3	10	67	-	1	1	798	
EAST			1,218	1,711	42			5	2	3	7	59	1	1	2	1,164	
SOUTH			1,218	1,798	42			3	5	3	9	62	1	1	1	1,144	
PARAGON			493	551	17							19		1	1	102	
<b>TOTALS</b>			<b>5,626</b>	<b>8,120</b>								<b>280</b>				<b>4,370</b>	
<b>COMBINED TOTALS</b>			<b>16,374</b>	<b>12,872</b>								<b>939</b>				<b>14,997</b>	

# PUEBLO CITY SCHOOL DISTRICT

## SCHOOL: CENTENNIAL HIGH SCHOOL

Physical Address: 2525 Montview Drive, Pueblo, CO 81008

Grades Served: 9-12

Year Built: 1971

Portables on Site / Use

Special Considerations

**SFD CAPACITY CALCULATIONS (2018-19)**

2018/2019 ACTUAL Enrollment: 1,082 students

BENCHMARK Utilization Factor (BUF): 85%

BLDG CAPACITY (Restricted \* BUF): 1704 students

BLDG CAPACITY per 2017 Util. Report: 1334 students

2018 ACTUAL Utilization Factor: 64%

In 2018, there was space AVAILABLE for: 622 students

### BUILDING SIZE & SITE SIZE ADJUSTED CAPACITY (Loading Factor)

2018 Gross Building Area: 283,343 SF 2018-19 Site Size (Acres): 38.77

2018 ACTUAL Enrollment: 1082

In 2018, this school was UNDER ENROLLED by: 622

% of 2018-19 Enrollment: 64%

### TEACHING SPACES & CAPACITY CALCULATIONS

	Existing Building / Use					Methodology			Reference NSF	Notes
	# Rooms	Avg. Size of Room(s) (SF)	Avg. # Students Restricted	Avg. # Students Unrestricted	Total (Restricted)	Total (Unrestricted)	Net Area per Student	Maximum # of Students		
<b>CORE LEARNING:</b>										
General Classrooms	44	758	25.05	26.50	1,102	1166	28	30	840	
Science Classrooms	10	1,196	23.30	26.70	233	267	44	28	1232	
Special Ed / Self-Contained	8	786	8.00	9.50	64	76	80	10	800	
CTE (heavy)	5	2,010	20.40	33.20	102	166	60	24	1440	60-125 Net Area/Student
CTE (light)	2	1,082	19.00	21.00	38	42	50	24	1200	
Computer Lab		-			-	0	32	28	896	
Art Classrooms	3	1,359	25.67	30.00	77	90	45	28	1260	
Music Classrooms (instrument)	1	1,629	40.00	40.00	40	40	40	50	2000	
Music Classrooms (vocal)	1	953	27.00	27.00	27	27	35	50	1750	
Gymnasium	3	6,415	30.00	31.67	90	95	200	50	10000	25 Max Stud/half court
Fitness / Weight Room / Other PE	3	4,266	77.00	77.00	231	231	55		0	No Max. # of Students
Health / PE Classroom		-			-	0	30	30	900	
Broadcast / Recording Studio		-			-	0	62	25	1550	
<b>ACTIVITY SPACES: NON CAPACITY CARRYING SPACES</b>										
Library	2	6,560								
Special Ed. Resource		-								
Dinning/Commons	1	6,712								
Modular/Temp. Classrooms		-								
Admin. & Bldg Support Spaces	44	199								
Auditorium	1	4,797								
# of capacity spaces	80		2,004			2200				

# PUEBLO CITY SCHOOL DISTRICT

## SCHOOL: HEROES K-8

Physical Address: 715 W 20th St, Pueblo, CO 81003

Grades Served: K-8

Year Built: 1945

Portables on Site / Use \_\_\_\_\_

Special Considerations \_\_\_\_\_

\_\_\_\_\_

\_\_\_\_\_

\_\_\_\_\_

\_\_\_\_\_

\_\_\_\_\_

**SFD CAPACITY CALCULATIONS (2018-19)**

2018/2019 ACTUAL Enrollment: 503 students

BENCHMARK Utilization Factor (BUF): 95%

BLDG CAPACITY (Restricted \* BUF): 828 students

BLDG CAPACITY per 2017 Util. Report: 635 students

2018 ACTUAL Utilization Factor: 61%

In 2018, there was space AVAILABLE for: 323 students

### BUILDING SIZE & SITE SIZE

2018 Gross Building Area from AiM database: 108,684 SF

2018-19 Site Size (Acres): 14.88

### ADJUSTED CAPACITY (Loading Factor)

2018 ACTUAL Enrollment: 503

In 2018, this school was UNDER ENROLLED by: 323

% of 2018-19 Enrollment: 61%

### TEACHING SPACES & CAPACITY CALCULATIONS

	Existing Building / Use						Methodolgy			Notes
	# Rooms	Avg. Size of Room(s)	Avg. # Students Restricted	Avg. # Students Unrestricted	Total (Restricted)	Total (Unrestricted)	Net Area per Student	Maximum # of Students	Reference NSF	
<b>CORE LEARNING:</b>										
Pre-Kindergarten Classrooms		-			-	-	62.5	16	1000	
Kindergarten Classroom	2	684	17.50	17.50	35	35	38	26	988	
1-3 Classrooms	12	770	23.08	23.58	277	283	32	28	896	
4-5 Classrooms	5	718	22.20	22.20	111	111	30	28	840	
6-8 Classrooms (k-8) Only	20	759	22.30	24.75	446	495	30	28	840	
Special Ed / Self-Contained		-			-	-	80	10	800	
<b>ACTIVITY SPACES:</b>										
<b>NON CAPACITY CARRYING SPACES</b>										
Art Classrooms	1	1,496								
Music Classrooms	2	1,527								
Science Classroom		-								
Special Ed Resource		-								
PE/Multit-Purpose	4	4,358								
Computer Lab		-								
Modular/Temp. Classrooms		-								
Admin. & Bldg. Support Spaces	20	162								
<b># of capacity spaces</b>	<b>39</b>				<b>869</b>	<b>924</b>				

# PUEBLO CITY SCHOOL DISTRICT

## SCHOOL: IRVING ELEMENTARY SCHOOL

Physical Address: 1629 W 21st St, Pueblo, CO 81003

Grades Served: K-5

Year Built: 2004

Portables on Site / Use \_\_\_\_\_

Special Considerations \_\_\_\_\_

\_\_\_\_\_

\_\_\_\_\_

\_\_\_\_\_

\_\_\_\_\_

\_\_\_\_\_

**SFD CAPACITY CALCULATIONS (2018-19)**

2018/2019 ACTUAL Enrollment: 302 students

BENCHMARK Utilization Factor (BUF): 95%

BLDG CAPACITY (Restricted \* BUF): 504 students

BLDG CAPACITY per 2017 Util. Report: 413 students

2018 ACTUAL Utilization Factor: 60%

In 2018, there was space AVAILABLE for: 202 students

### BUILDING SIZE & SITE SIZE ADJUSTED CAPACITY (Loading Factor)

2018 Gross Building Area from AiM database: 51,055 SF 2018-19 Site Size (Acres): 6.23

2018 ACTUAL Enrollment: 302

In 2018, this school was UNDER ENROLLED by: 202

% of 2018-19 Enrollment: 60%

### TEACHING SPACES & CAPACITY CALCULATIONS

	Existing Building / Use					Methodology			Notes
	# Rooms	Avg. Size of Room(s)	Avg. # Students Restricted	Avg. # Students Unrestricted	Total (Restricted)	Total (Unrestricted)	Net Area per Student	Maximum # of Students	
<b>CORE LEARNING:</b>									
Pre-Kindergarten Classrooms	1	1,009	16.00	16.00	16	16	62.5	16	1000
Kindergarten Classroom	2	1,000	25.50	25.50	51	51	38	26	988
1-3 Classrooms	11	852	26.00	26.00	286	286	32	28	896
4-5 Classrooms	6	850	28.00	28.00	168	168	30	28	840
6-8 Classrooms (K-8) Only		-			-	-	30	28	840
Special Ed / Self-Contained	1	865	10.00	10.00	10	10	80	10	800
<b>ACTIVITY SPACES: NON CAPACITY CARRYING SPACES</b>									
Art Classrooms		-							
Music Classrooms	1	971							
Science Classroom		-							
Special Ed Resource	5	254							
PE/Multit-Purpose	3	2,552							
Computer Lab	2	641							
Modular/Temp. Classrooms		-							
Admin. & Bldg. Support Spaces	7	210							
<b># of capacity spaces</b>	<b>21</b>				<b>531</b>	<b>531</b>			

# PUEBLO CITY SCHOOL DISTRICT

## SCHOOL: MORTON ELEMENTARY SCHOOL

Physical Address: 1900 W 31st St, Pueblo, CO 81008

Grades Served: K-5

Year Built: 1951

Portables on Site / Use

Special Considerations

### SFD CAPACITY CALCULATIONS (2018-19)

2018/2019 ACTUAL Enrollment: 435 students

BENCHMARK Utilization Factor (BUF): 95%

BLDG CAPACITY (Restricted \* BUF): 523 students

BLDG CAPACITY per 2017 Util. Report: 506 students

2018 ACTUAL Utilization Factor: 83%

In 2018, there was space AVAILABLE for: 88 students

### BUILDING SIZE & SITE SIZE

2018 Gross Building Area from AIM database: 61,344 SF

2018-19 Site Size (Acres): 5.25

### ADJUSTED CAPACITY (Loading Factor)

2018 ACTUAL Enrollment: 435

In 2018, this school was UNDER ENROLLED by: 88

% of 2018-19 Enrollment: 83%

### TEACHING SPACES & CAPACITY CALCULATIONS

	Existing Building / Use					Methodology			Notes
	# Rooms	Avg. Size of Room(s)	Avg. # Students Restricted	Avg. # Students Unrestricted	Total (Restricted)	Total (Unrestricted)	Net Area per Student	Maximum # of Students	
<b>CORE LEARNING:</b>									
Pre-Kindergarten Classrooms	2	897	13.50	13.50	27	27	62.5	16	1000
Kindergarten Classroom	3	892	23.00	23.00	69	69	38	26	988
1-3 Classrooms	10	864	26.70	26.70	267	267	32	28	896
4-5 Classrooms	6	868	28.00	28.00	168	168	30	28	840
6-8 Classrooms (k-8) Only		-			-	-	30	28	840
Special Ed / Self-Contained	2	884	10.00	10.50	20	21	80	10	800
<b>ACTIVITY SPACES: NON CAPACITY CARRYING SPACES</b>									
Art Classrooms		-							
Music Classrooms	1	1,177							
Science Classroom	1	1,141							
Special Ed Resource		-							
PE/Mult-Purpose	3	2,801							
Computer Lab	1	489							
Modular/Temp. Classrooms		-							
Admin. & Bldg. Support Spaces	6	229							
<b># of capacity spaces</b>	<b>23</b>				<b>551</b>	<b>552</b>			



# PUEBLO CITY SCHOOL DISTRICT

## SCHOOL: BESSEMER ACADEMY

Physical Address: 1125 E Routt Ave, Pueblo, CO 81004

Grades Served: K-5

Year Built: 1931

Portables on Site / Use

Special Considerations

### SFD CAPACITY CALCULATIONS (2018-19)

2018/2019 ACTUAL Enrollment: 232 students

BENCHMARK Utilization Factor (BUF): 95%

BLDG CAPACITY (Restricted \* BUF): 547 students

BLDG CAPACITY per 2017 Util. Report: 578 students

2018 ACTUAL Utilization Factor: 42%

In 2018, there was space AVAILABLE for: 315 students

### BUILDING SIZE & SITE SIZE

2018 Gross Building Area from AIM database: 59,705 SF

2018-19 Site Size (Acres): 8.19

### ADJUSTED CAPACITY (Loading Factor)

2018 ACTUAL Enrollment: 232

In 2018, this school was UNDER ENROLLED by: 315

% of 2018-19 Enrollment: 42%

### TEACHING SPACES & CAPACITY CALCULATIONS

	Existing Building / Use						Methodology			Notes
	# Rooms	Avg. Size of Room(s)	Avg. # Students Restricted	Avg. # Students Unrestricted	Total (Restricted)	Total (Unrestricted)	Net Area per Student	Maximum # of Students	Reference NSF	
<b>CORE LEARNING:</b>										
Pre-Kindergarten Classrooms	5	704	11.00	11.00	55	55	62.5	16	1000	
Kindergarten Classroom	2	933	24.00	24.00	48	48	38	26	988	
1-3 Classrooms	13	826	24.08	25.23	313	328	32	28	896	
4-5 Classrooms	5	921	28.00	30.00	140	150	30	28	840	
6-8 Classrooms (k-8) Only		-			-	-	30	28	840	
Special Ed / Self-Contained	2	829	10.00	10.00	20	20	80	10	800	
<b>ACTIVITY SPACES: NON CAPACITY CARRYING SPACES</b>										
Art Classrooms		-								
Music Classrooms		-								
Science Classroom		-								
Special Ed Resource		-								
PE/Mult-Purpose	3	2,374								
Computer Lab	1	635								
Modular/Temp. Classrooms		-								
Admin. & Bldg. Support Spaces	7	157								
<b># of capacity spaces</b>	<b>27</b>				<b>576</b>	<b>601</b>				

# PUEBLO CITY SCHOOL DISTRICT

## SCHOOL: CARLILE ELEMENTARY SCHOOL

Physical Address: 736 W Evans Ave, Pueblo, CO 81004

Grades Served: K-5

Year Built: 1931

Portables on Site / Use

Special Considerations

**SFD CAPACITY CALCULATIONS (2018-19)**

2018/2019 ACTUAL Enrollment: 213 students

BENCHMARK Utilization Factor (BUF): 95%

BLDG CAPACITY (Restricted \* BUF): 396 students

BLDG CAPACITY per 2017 Util. Report: 360 students

2018 ACTUAL Utilization Factor: 54%

In 2018, there was space AVAILABLE for: 183 students

### BUILDING SIZE & SITE SIZE

2018 Gross Building Area from AIM database: 49,595 SF

2018-19 Site Size (Acres): 4.68

### ADJUSTED CAPACITY (Loading Factor)

2018 ACTUAL Enrollment: 213

In 2018, this school was UNDER ENROLLED by: 183

% of 2018-19 Enrollment: 54%

### TEACHING SPACES & CAPACITY CALCULATIONS

	Existing Building / Use					Methodology			Notes
	# Rooms	Avg. Size of Room(s)	Avg. # Students Restricted	Avg. # Students Unrestricted	Total (Restricted)	Total (Unrestricted)	Net Area per Student	Maximum # of Students	
<b>CORE LEARNING:</b>									
Pre-Kindergarten Classrooms	3	714	11.00	11.00	33	33	62.5	16	1000
Kindergarten Classroom	1	842	22.00	22.00	22	22	38	26	988
1-3 Classrooms	9	796	22.89	24.44	206	220	32	28	896
4-5 Classrooms	7	697	22.29	22.71	156	159	30	28	840
6-8 Classrooms (k-8) Only		-			-	-	30	28	840
Special Ed / Self-Contained		-			-	-	80	10	800
<b>ACTIVITY SPACES: NON CAPACITY CARRYING SPACES</b>									
Art Classrooms		-							
Music Classrooms	1	918							
Science Classroom		-							
Special Ed Resource	1	163							
PE/Mult-Purpose	4	2,713							
Computer Lab		-							
Modular/Temp. Classrooms		-							
Admin. & Bldg. Support Spaces	3	153							
<b># of capacity spaces</b>	<b>20</b>				<b>417</b>	<b>434</b>			

# PUEBLO CITY SCHOOL DISTRICT

## SCHOOL: CENTRAL HIGH SCHOOL

Physical Address: 216 E Orman Ave, Pueblo, CO 81004

Grades Served: 9-12

Year Built: 1905

Portables on Site / Use

Special Considerations

**SFD CAPACITY CALCULATIONS (2018-19)**

2018/2019 ACTUAL Enrollment: 749 students

BENCHMARK Utilization Factor (BUF): 85%

BLDG CAPACITY (Restricted \* BUF): 2002 students

BLDG CAPACITY per 2017 Util. Report: 1363 students

2018 ACTUAL Utilization Factor: 37%

In 2018, there was space AVAILABLE for: 1253 students

### BUILDING SIZE & SITE SIZE ADJUSTED CAPACITY (Loading Factor)

2018 Gross Building Area: 370,262 SF

2018-19 Site Size (Acres): 1905

2018 ACTUAL Enrollment: 749

In 2018, this school was UNDER ENROLLED by: 1253

% of 2018-19 Enrollment: 37%

### TEACHING SPACES & CAPACITY CALCULATIONS

	Existing Building / Use					Methodology			Reference NSF	Notes
	# Rooms	Avg. Size of Room(s) (SF)	Avg. # Students Restricted	Avg. # Students Unrestricted	Total (Restricted)	Total (Unrestricted)	Net Area per Student	Maximum # of Students		
<b>CORE LEARNING:</b>										
General Classrooms	60	865	25.83	30.40	1,550	1824	28	30	840	
Science Classrooms	4	1,369	26.75	30.75	107	123	44	28	1232	
Special Ed / Self-Contained	6	745	8.33	8.67	50	52	80	10	800	
CTE (heavy)	3	2,979	24.00	49.00	72	147	60	24	1440	60-125 Net Area/Student
CTE (light)		-			-	0	50	24	1200	
Computer Lab	1	329	10.00	10.00	10	10	32	28	896	
Art Classrooms	4	1,222	25.25	26.50	101	106	45	28	1260	
Music Classrooms (instrument)	2	1,097	26.50	26.50	53	53	40	50	2000	
Music Classrooms (vocal)	1	1,249	35.00	35.00	35	35	35	50	1750	
Gymnasium	1	7,351	36.00	36.00	36	36	200	50	10000	25 Max Stud/half court
Fitness / Weight Room / Other PE	6	-	57.00	57.00	342	342	55		0	No Max. # of Students
Health / PE Classroom		-			-	0	30	30	900	
Broadcast / Recording Studio		-			-	0	62	25	1550	
<b>ACTIVITY SPACES: NON CAPACITY CARRYING SPACES</b>										
Library	2	6,118								
Special Ed. Resource		-								
Dinning/Commons	1	5,652								
Modular/Temp. Classrooms		-								
Admin. & Bldg Support Spaces	38	188								
Auditorium	1	3,742								
# of capacity spaces					88	2,356				2728

# PUEBLO CITY SCHOOL DISTRICT

## SCHOOL: COLUMBIAN ELEMENTARY SCHOOL

Physical Address: 1203 Palmer Ave, Pueblo, CO 81004

Grades Served: K-5

Year Built: 1956

Portables on Site / Use

Special Considerations

### SFD CAPACITY CALCULATIONS (2018-19)

2018/2019 ACTUAL Enrollment: 278 students

BENCHMARK Utilization Factor (BUF): 95%

BLDG CAPACITY (Restricted \* BUF): 491 students

BLDG CAPACITY per 2017 Util. Report: 423 students

2018 ACTUAL Utilization Factor: 57%

In 2018, there was space AVAILABLE for: 213 students

### BUILDING SIZE & SITE SIZE

2018 Gross Building Area from AIM database: 59,060 SF

2018-19 Site Size (Acres): 4.06

### ADJUSTED CAPACITY (Loading Factor)

2018 ACTUAL Enrollment: 278

In 2018, this school was UNDER ENROLLED by: 213

% of 2018-19 Enrollment: 57%

### TEACHING SPACES & CAPACITY CALCULATIONS

	Existing Building / Use					Methodology			Notes
	# Rooms	Avg. Size of Room(s)	Avg. # Students Restricted	Avg. # Students Unrestricted	Total (Restricted)	Total (Unrestricted)	Net Area per Student	Maximum # of Students	
<b>CORE LEARNING:</b>									
Pre-Kindergarten Classrooms	2	890	13.50	13.50	27	27	62.5	16	1000
Kindergarten Classroom	2	1,771	26.00	46.00	52	92	38	26	988
1-3 Classrooms	11	690	21.09	21.09	232	232	32	28	896
4-5 Classrooms	8	744	24.00	24.00	192	192	30	28	840
6-8 Classrooms (k-8) Only		-			-	-	30	28	840
Special Ed / Self-Contained	2	621	7.00	7.00	14	14	80	10	800
<b>ACTIVITY SPACES: NON CAPACITY CARRYING SPACES</b>									
Art Classrooms	1	639							
Music Classrooms	1	785							
Science Classroom		-							
Special Ed Resource	2	99							
PE/Mult-Purpose	3	3,487							
Computer Lab	1	300							
Modular/Temp. Classrooms		-							
Admin. & Bldg. Support Spaces	8	240							
# of capacity spaces	25				517	557			

# PUEBLO CITY SCHOOL DISTRICT

## SCHOOL: CORWIN INTERNATIONAL MAGNET SCHOOL

Physical Address: 1500 Lakeview Ave, Pueblo, CO 81004

Grades Served: 4-8

Year Built: 1954

Portables on Site / Use

Special Considerations

### SFD CAPACITY CALCULATIONS (2018-19)

2018/2019 ACTUAL Enrollment: 591 students

BENCHMARK Utilization Factor (BUF): 95%

BLDG CAPACITY (Restricted \* BUF): 579 students

BLDG CAPACITY per 2017 Util. Report: 784 students

2018 ACTUAL Utilization Factor: 102%

In 2018, there was space AVAILABLE for: (12) students

### BUILDING SIZE & SITE SIZE

2018 Gross Building Area from AIM database: 104,463 SF

2018-19 Site Size (Acres): 15.5

### ADJUSTED CAPACITY (Loading Factor)

2018 ACTUAL Enrollment: 591

In 2018, this school was UNDER ENROLLED by: (12)

% of 2018-19 Enrollment: 102%

### TEACHING SPACES & CAPACITY CALCULATIONS

	Existing Building / Use					Methodology			Notes	
	# Rooms	Avg. Size of Room(s)	Avg. # Students Restricted	Avg. # Students Unrestricted	Total (Restricted)	Total (Unrestricted)	Net Area per Student	Maximum # of Students		Reference NSF
<b>CORE LEARNING:</b>										
Pre-Kindergarten Classrooms	-	-	-	-	-	-	62.5	16	1000	
Kindergarten Classroom	-	-	-	-	-	-	38	26	988	
1-3 Classrooms	-	-	-	-	-	-	32	28	896	
4-5 Classrooms	11		22.27	22.27	245	245	30	28	840	
6-8 Classrooms (k-8) Only	15	761	23.00	24.80	345	372	30	28	840	
Special Ed / Self-Contained	2	1,199	10.00	14.50	20	29	80	10	800	
<b>ACTIVITY SPACES: NON CAPACITY CARRYING SPACES</b>										
Art Classrooms	3	1,799								
Music Classrooms	2	1,664								
Science Classroom	1	1,011								
Special Ed Resource		-								
PE/Mult-Purpose	6	3,767								
Computer Lab	1	834								
Modular/Temp. Classrooms		-								
Admin. & Bldg. Support Spaces	12	168								
<b># of capacity spaces</b>	<b>28</b>				<b>610</b>	<b>646</b>				



# PUEBLO CITY SCHOOL DISTRICT

## SCHOOL: HERITAGE ELEMENTARY SCHOOL

Physical Address: 625 Brown Ave, Pueblo, CO 81004

Grades Served: K-5

Year Built: 1992

Portables on Site / Use

Special Considerations

### SFD CAPACITY CALCULATIONS (2018-19)

2018/2019 ACTUAL Enrollment: 320 students

BENCHMARK Utilization Factor (BUF): 95%

BLDG CAPACITY (Restricted \* BUF): 423 students

BLDG CAPACITY per 2017 Util. Report: 433 students

2018 ACTUAL Utilization Factor: 75%

In 2018, there was space AVAILABLE for: 105 students

### BUILDING SIZE & SITE SIZE

2018 Gross Building Area from AIM database: 50,636 SF

2018-19 Site Size (Acres): 3.58

### ADJUSTED CAPACITY (Loading Factor)

2018 ACTUAL Enrollment: 320

In 2018, this school was UNDER ENROLLED by: 105

% of 2018-19 Enrollment: 75%

### TEACHING SPACES & CAPACITY CALCULATIONS

	Existing Building / Use					Methodology			Notes
	# Rooms	Avg. Size of Room(s)	Avg. # Students Restricted	Avg. # Students Unrestricted	Total (Restricted)	Total (Unrestricted)	Net Area per Student	Maximum # of Students	
<b>CORE LEARNING:</b>									
Pre-Kindergarten Classrooms	2	1,188	16.00	18.50	32	37	62.5	16	1000
Kindergarten Classroom	2	938	24.50	24.50	49	49	38	26	988
1-3 Classrooms	9	859	26.33	26.33	237	237	32	28	896
4-5 Classrooms	4	856	27.50	28.25	110	113	30	28	840
6-8 Classrooms (k-8) Only	-	-	-	-	-	-	30	28	840
Special Ed / Self-Contained	6	358	3.17	3.83	19	23	80	10	800
<b>ACTIVITY SPACES: NON CAPACITY CARRYING SPACES</b>									
Art Classrooms	-	-	-	-	-	-	-	-	-
Music Classrooms	1	1,027	-	-	-	-	-	-	-
Science Classroom	1	1,078	-	-	-	-	-	-	-
Special Ed Resource	-	-	-	-	-	-	-	-	-
PE/Mult-Purpose	3	3,070	-	-	-	-	-	-	-
Computer Lab	1	912	-	-	-	-	-	-	-
Modular/Temp. Classrooms	-	-	-	-	-	-	-	-	-
Admin. & Bldg. Support Spaces	12	196	-	-	-	-	-	-	-
<b># of capacity spaces</b>	<b>23</b>				<b>447</b>	<b>459</b>			

# PUEBLO CITY SCHOOL DISTRICT

## SCHOOL: MINNEQUA ELEMENTARY SCHOOL

Physical Address: 1708 E Orman Ave, Pueblo, CO 81004

Grades Served: K-5

Year Built: 1976

Portables on Site / Use

Special Considerations

**SFD CAPACITY CALCULATIONS (2018-19)**

2018/2019 ACTUAL Enrollment: 316 students

BENCHMARK Utilization Factor (BUF): 95%

BLDG CAPACITY (Restricted \* BUF): 401 students

BLDG CAPACITY per 2017 Util. Report: 459 students

2018 ACTUAL Utilization Factor: 79%

In 2018, there was space AVAILABLE for: 85 students

### BUILDING SIZE & SITE SIZE

2018 Gross Building Area from AIM database: 41,558 SF

2018-19 Site Size (Acres): 1.77

### ADJUSTED CAPACITY (Loading Factor)

2018 ACTUAL Enrollment: 316

In 2018, this school was UNDER ENROLLED by: 85

% of 2018-19 Enrollment: 79%

### TEACHING SPACES & CAPACITY CALCULATIONS

	Existing Building / Use						Methodology			Notes
	# Rooms	Avg. Size of Room(s)	Avg. # Students Restricted	Avg. # Students Unrestricted	Total (Restricted)	Total (Unrestricted)	Net Area per Student	Maximum # of Students	Reference NSF	
<b>CORE LEARNING:</b>										
Pre-Kindergarten Classrooms	2	817	12.50	12.50	25	25	62.5	16	1000	
Kindergarten Classroom	2	962	24.50	24.50	49	49	38	26	988	
1-3 Classrooms	6	767	23.50	23.50	141	141	32	28	896	
4-5 Classrooms	7	837	27.29	27.43	191	192	30	28	840	
6-8 Classrooms (k-8) Only		-			-	-	30	28	840	
Special Ed / Self-Contained	3	489	5.33	5.33	16	16	80	10	800	
<b>ACTIVITY SPACES: NON CAPACITY CARRYING SPACES</b>										
Art Classrooms	1	755								
Music Classrooms	1	876								
Science Classroom		-								
Special Ed Resource		-								
PE/Mult-Purpose	3	2,633								
Computer Lab	1	344								
Modular/Temp. Classrooms		-								
Admin. & Bldg. Support Spaces	3	165								
<b># of capacity spaces</b>	<b>20</b>				<b>422</b>	<b>423</b>				

# PUEBLO CITY SCHOOL DISTRICT

## SCHOOL: **BACA ELEMENTARY SCHOOL**

Physical Address: 2800 E 17th St, Pueblo, CO 81001

Grades Served: K-5

Year Built: 1959

Portables on Site / Use \_\_\_\_\_

Special Considerations \_\_\_\_\_

\_\_\_\_\_

\_\_\_\_\_

\_\_\_\_\_

\_\_\_\_\_

\_\_\_\_\_

**SFD CAPACITY CALCULATIONS (2018-19)**

2018/2019 ACTUAL Enrollment: 257 students

BENCHMARK Utilization Factor (BUF): 95%

BLDG CAPACITY (Restricted \* BUF): 343 students

BLDG CAPACITY per 2017 Util. Report: 360 students

2018 ACTUAL Utilization Factor: 75%

In 2018, there was space AVAILABLE for: 86 students

### BUILDING SIZE & SITE SIZE

2018 Gross Building Area from AIM database: 39,027 SF

2018-19 Site Size (Acres) : 8.35

### ADJUSTED CAPACITY (Loading Factor)

2018 ACTUAL Enrollment: 257

In 2018, this school was UNDER ENROLLED by: 86

% of 2018-19 Enrollment: 75%

### TEACHING SPACES & CAPACITY CALCULATIONS

	Existing Building / Use						Methodology			Notes
	# Rooms	Avg. Size of Room(s)	Avg. # Students Restricted	Avg. # Students Unrestricted	Total (Restricted)	Total (Unrestricted)	Net Area per Student	Maximum # of Students	Reference NSF	
<b>CORE LEARNING:</b>										
Pre-Kindergarten Classrooms	3	828	12.67	12.67	38	38	62.5	16	1000	
Kindergarten Classroom	2	1,155	22.50	29.50	45	59	38	26	988	
1-3 Classrooms	6	877	26.67	26.67	160	160	32	28	896	
4-5 Classrooms	4	921	28.00	30.00	112	120	30	28	840	
6-8 Classrooms (k-8) Only		-			-	-	30	28	840	
Special Ed / Self-Contained	2	290	3.00	3.00	6	6	80	10	800	
<b>ACTIVITY SPACES: NON CAPACITY CARRYING SPACES</b>										
Art Classrooms		-								
Music Classrooms	1	979								
Science Classroom		-								
Special Ed Resource		-								
PE/Mult-Purpose	3	2,601								
Computer Lab	1	754								
Modular/Temp. Classrooms		-								
Admin. & Bldg. Support Spaces	4	202								
<b># of capacity spaces</b>	<b>17</b>				<b>361</b>	<b>383</b>				

# PUEBLO CITY SCHOOL DISTRICT

## SCHOOL: BELMONT ELEMENTARY SCHOOL

Physical Address: 31 Mac Naughton Rd, Pueblo, CO 81001

Grades Served: K-5

Year Built: 1956

Portables on Site / Use

Special Considerations

**SFD CAPACITY CALCULATIONS (2018-19)**

2018/2019 ACTUAL Enrollment: 491 students

BENCHMARK Utilization Factor (BUF): 95%

BLDG CAPACITY (Restricted \* BUF): 478 students

BLDG CAPACITY per 2017 Util. Report: 485 students

2018 ACTUAL Utilization Factor: 103%

In 2018, there was space AVAILABLE for: (13) students

### BUILDING SIZE & SITE SIZE

2018 Gross Building Area from AIM database: 46,356 SF

2018-19 Site Size (Acres): 10.16

### ADJUSTED CAPACITY (Loading Factor)

2018 ACTUAL Enrollment: 491

In 2018, this school was UNDER ENROLLED by: (13)

% of 2018-19 Enrollment: 103%

### TEACHING SPACES & CAPACITY CALCULATIONS

	Existing Building / Use					Methodology			Notes
	# Rooms	Avg. Size of Room(s)	Avg. # Students Restricted	Avg. # Students Unrestricted	Total (Restricted)	Total (Unrestricted)	Net Area per Student	Maximum # of Students	
<b>CORE LEARNING:</b>									
Pre-Kindergarten Classrooms	1	707	11.00	11.00	11	11	62.5	16	1000
Kindergarten Classroom	2	1,112	26.00	29.00	52	58	38	26	988
1-3 Classrooms	11	799	24.00	24.45	264	269	32	28	896
4-5 Classrooms	6	851	28.00	28.00	168	168	30	28	840
6-8 Classrooms (k-8) Only		-			-	-	30	28	840
Special Ed / Self-Contained	1	690	8.00	8.00	8	8	80	10	800
<b>ACTIVITY SPACES: NON CAPACITY CARRYING SPACES</b>									
Art Classrooms		-							
Music Classrooms	1	1,195							
Science Classroom		-							
Special Ed Resource		-							
PE/Multit-Purpose	3	2,542							
Computer Lab	2	652							
Modular/Temp. Classrooms		-							
Admin. & Bldg. Support Spaces	3	139							
<b># of capacity spaces</b>	<b>21</b>				<b>503</b>	<b>514</b>			

# PUEBLO CITY SCHOOL DISTRICT

## SCHOOL: BRADFORD ELEMENTARY SCHOOL

Physical Address: 107 S La Crosse Ave, Pueblo, CO 81001

Grades Served: K-5

Year Built: 1952

Portables on Site / Use

Special Considerations

**SFD CAPACITY CALCULATIONS (2018-19)**

2018/2019 ACTUAL Enrollment: 341 students

BENCHMARK Utilization Factor (BUF): 95%

BLDG CAPACITY (Restricted \* BUF): 418 students

BLDG CAPACITY per 2017 Util. Report: 498 students

2018 ACTUAL Utilization Factor: 82%

In 2018, there was space AVAILABLE for: 77 students

### BUILDING SIZE & SITE SIZE

2018 Gross Building Area from AIM database: 53,163 SF

2018-19 Site Size (Acres): 5.12

### ADJUSTED CAPACITY (Loading Factor)

2018 ACTUAL Enrollment: 341

In 2018, this school was UNDER ENROLLED by: 77

% of 2018-19 Enrollment: 82%

### TEACHING SPACES & CAPACITY CALCULATIONS

	Existing Building / Use					Methodology			Notes
	# Rooms	Avg. Size of Room(s)	Avg. # Students Restricted	Avg. # Students Unrestricted	Total (Restricted)	Total (Unrestricted)	Net Area per Student	Maximum # of Students	
<b>CORE LEARNING:</b>									
Pre-Kindergarten Classrooms	2	880	14.00	14.00	28	28	62.5	16	1000
Kindergarten Classroom	3	1,025	23.67	26.67	71	80	38	26	988
1-3 Classrooms	9	748	22.89	22.89	206	206	32	28	896
4-5 Classrooms	5	681	22.20	22.20	111	111	30	28	840
6-8 Classrooms (k-8) Only		-			-	-	30	28	840
Special Ed / Self-Contained	3	660	8.00	8.00	24	24	80	10	800
<b>ACTIVITY SPACES: NON CAPACITY CARRYING SPACES</b>									
Art Classrooms		-							
Music Classrooms	1	1,500							
Science Classroom		-							
Special Ed Resource	1	373							
PE/Mult-Purpose	3	2,416							
Computer Lab	1	314							
Modular/Temp. Classrooms		-							
Admin. & Bldg. Support Spaces	8	274							
<b># of capacity spaces</b>	<b>22</b>				<b>440</b>	<b>449</b>			



# PUEBLO CITY SCHOOL DISTRICT

## SCHOOL: EAST HIGH SCHOOL

Physical Address: 9 Mac Neil Rd, Pueblo, CO 81001

Grades Served: 9-12

Year Built: 1959

Portables on Site / Use \_\_\_\_\_

Special Considerations \_\_\_\_\_

\_\_\_\_\_

\_\_\_\_\_

\_\_\_\_\_

\_\_\_\_\_

\_\_\_\_\_

\_\_\_\_\_

**SFD CAPACITY CALCULATIONS (2018-19)**

2018/2019 ACTUAL Enrollment: 1,010 students

BENCHMARK Utilization Factor (BUF): 85%

BLDG CAPACITY (Restricted \* BUF): 1918 students

BLDG CAPACITY per 2017 Util. Report: 1218 students

2018 ACTUAL Utilization Factor: 53%

In 2018, there was space AVAILABLE for: 908 students

### BUILDING SIZE & SITE SIZE ADJUSTED CAPACITY (Loading Factor)

2018 Gross Building Area: 280,725 SF

2018-19 Site Size (Acres): 44.88

2018 ACTUAL Enrollment: 1,010

In 2018, this school was UNDER ENROLLED by: 908

% of 2018-19 Enrollment: 53%

### TEACHING SPACES & CAPACITY CALCULATIONS

	Existing Building / Use					Methodology			Reference NSF	Notes
	# Rooms	Avg. Size of Room(s) (SF)	Avg. # Students Restricted	Avg. # Students Unrestricted	Total (Restricted)	Total (Unrestricted)	Net Area per Student	Maximum # of Students		
<b>CORE LEARNING:</b>										
General Classrooms	48	956	28.25	33.56	1,356	1611	28	30	840	
Science Classrooms	6	1,232	26.50	27.33	159	164	44	28	1232	
Special Ed / Self-Contained	5	746	8.60	9.00	43	45	80	10	800	
CTE (heavy)	2	3,372	24.00	56.00	48	112	60	24	1440	60-125 Net Area/Student
CTE (light)	5	1,048	17.20	20.40	86	102	50	24	1200	
Computer Lab	1	453	14.00	14.00	14	14	32	28	896	
Art Classrooms	1	2,042	28.00	45.00	28	45	45	28	1260	
Music Classrooms (instrument)	1	1,754	43.00	43.00	43	43	40	50	2000	
Music Classrooms (vocal)	1	1,132	32.00	32.00	32	32	35	50	1750	
Gymnasium	1	9,191	45.00	45.00	45	45	200	50	10000	25 Max Stud/half court
Fitness / Weight Room / Other PE	7	3,200	57.57	57.57	403	403	55		0	No Max. # of Students
Health / PE Classroom		-			-	0	30	30	900	
Broadcast / Recording Studio		-			-	0	62	25	1550	
<b>ACTIVITY SPACES: NON CAPACITY CARRYING SPACES</b>										
Library	1	9,396								
Special Ed. Resource		-								
Dinning/Commons	3	2,970								
Modular/Temp. Classrooms		-								
Admin. & Bldg Support Spaces	37	185								
Auditorium	1	6,966								
# of capacity spaces	<b>78</b>				<b>2,257</b>	2616				

# PUEBLO CITY SCHOOL DISTRICT

## SCHOOL: FOUNTAIN INTERNATIONAL MAGNET SCHOOL

Physical Address: 925 N Glendale Ave, Pueblo, CO 81001

Grades Served: K-3

Year Built: 1971

Portables on Site / Use \_\_\_\_\_

Special Considerations \_\_\_\_\_

\_\_\_\_\_

\_\_\_\_\_

\_\_\_\_\_

\_\_\_\_\_

\_\_\_\_\_

**SFD CAPACITY CALCULATIONS (2018-19)**

2018/2019 ACTUAL Enrollment: 382 students

BENCHMARK Utilization Factor (BUF): 95%

BLDG CAPACITY (Restricted \* BUF): 402 students

BLDG CAPACITY per 2017 Util. Report: 494 students

2018 ACTUAL Utilization Factor: 95%

In 2018, there was space AVAILABLE for: 20 students

### BUILDING SIZE & SITE SIZE

2018 Gross Building Area from AIM database: 42,976 SF

2018-19 Site Size (Acres) : 8.27

### ADJUSTED CAPACITY (Loading Factor)

2018 ACTUAL Enrollment: 382

In 2018, this school was UNDER ENROLLED by: 20

% of 2018-19 Enrollment: 95%

### TEACHING SPACES & CAPACITY CALCULATIONS

	Existing Building / Use						Methodology			Notes
	# Rooms	Avg. Size of Room(s)	Avg. # Students Restricted	Avg. # Students Unrestricted	Total (Restricted)	Total (Unrestricted)	Net Area per Student	Maximum # of Students	Reference NSF	
<b>CORE LEARNING:</b>										
Pre-Kindergarten Classrooms	1	1,026	16.00	16.00	16	16	62.5	16	1000	
Kindergarten Classroom	2	1,056	26.00	27.50	52	55	38	26	988	
1-3 Classrooms	13	973	26.85	29.92	349	389	32	28	896	
4-5 Classrooms	0	-	0.00	0.00	-	-	30	28	840	
6-8 Classrooms (k-8) Only		-			-	-	30	28	840	
Special Ed / Self-Contained	1	494	6.00	6.00	6	6	80	10	800	
<b>ACTIVITY SPACES: NON CAPACITY CARRYING SPACES</b>										
Art Classrooms		-								
Music Classrooms		-								
Science Classroom		-								
Special Ed Resource		-								
PE/Mult-Purpose	3	2,906								
Computer Lab	1	530								
Modular/Temp. Classrooms		-								
Admin. & Bldg. Support Spaces	9	210								
<b># of capacity spaces</b>	<b>17</b>				<b>423</b>	<b>466</b>				

# PUEBLO CITY SCHOOL DISTRICT

## SCHOOL: FRANKLIN ELEMENTARY SCHOOL

Physical Address: 1315 Horseshoe Dr, Pueblo, CO 81001

Grades Served: K-5

Year Built: 1953

Portables on Site / Use \_\_\_\_\_

Special Considerations \_\_\_\_\_

\_\_\_\_\_

\_\_\_\_\_

\_\_\_\_\_

\_\_\_\_\_

\_\_\_\_\_

**SFD CAPACITY CALCULATIONS (2018-19)**

2018/2019 ACTUAL Enrollment: 370 students

BENCHMARK Utilization Factor (BUF): 95%

BLDG CAPACITY (Restricted \* BUF): 473 students

BLDG CAPACITY per 2017 Util. Report: 495 students

2018 ACTUAL Utilization Factor: 78%

In 2018, there was space AVAILABLE for: 103 students

### BUILDING SIZE & SITE SIZE

2018 Gross Building Area from AIM database: 51,706 SF

2018-19 Site Size (Acres) : 8.27

### ADJUSTED CAPACITY (Loading Factor)

2018 ACTUAL Enrollment: 370

In 2018, this school was UNDER ENROLLED by: 103

% of 2018-19 Enrollment: 78%

### TEACHING SPACES & CAPACITY CALCULATIONS

	Existing Building / Use					Methodology			Notes
	# Rooms	Avg. Size of Room(s)	Avg. # Students Restricted	Avg. # Students Unrestricted	Total (Restricted)	Total (Unrestricted)	Net Area per Student	Maximum # of Students	
<b>CORE LEARNING:</b>									
Pre-Kindergarten Classrooms	1	797	12.00	12.00	12	12	62.5	16	1000
Kindergarten Classroom	1	2,102	26.00	55.00	26	55	38	26	988
1-3 Classrooms	10	877	27.00	27.00	270	270	32	28	896
4-5 Classrooms	6	868	28.00	28.50	168	171	30	28	840
6-8 Classrooms (k-8) Only		-			-	-	30	28	840
Special Ed / Self-Contained	3	643	7.33	7.67	22	23	80	10	800
<b>ACTIVITY SPACES: NON CAPACITY CARRYING SPACES</b>									
Art Classrooms		-							
Music Classrooms	1	880							
Science Classroom		-							
Special Ed Resource	2	180							
PE/Mult-Purpose	4	2,167							
Computer Lab	1	450							
Modular/Temp. Classrooms		-							
Admin. & Bldg. Support Spaces	5	167							
<b># of capacity spaces</b>	<b>21</b>				<b>498</b>	<b>531</b>			

# PUEBLO CITY SCHOOL DISTRICT

## SCHOOL: HAAFF ELEMENTARY SCHOOL

Physical Address: 15 Chinook Ln, Pueblo, CO 81001

Grades Served: K-5

Year Built: 1961

Portables on Site / Use \_\_\_\_\_

Special Considerations \_\_\_\_\_

\_\_\_\_\_

\_\_\_\_\_

\_\_\_\_\_

\_\_\_\_\_

\_\_\_\_\_

**SFD CAPACITY CALCULATIONS (2018-19)**

2018/2019 ACTUAL Enrollment: 302 students

BENCHMARK Utilization Factor (BUF): 95%

BLDG CAPACITY (Restricted \* BUF): 397 students

BLDG CAPACITY per 2017 Util. Report: 360 students

2018 ACTUAL Utilization Factor: 76%

In 2018, there was space AVAILABLE for: 95 students

### BUILDING SIZE & SITE SIZE

2018 Gross Building Area from AIM database: 44,875 SF

2018-19 Site Size (Acres) : 12.2

### ADJUSTED CAPACITY (Loading Factor)

2018 ACTUAL Enrollment: 302

In 2018, this school was UNDER ENROLLED by: 95

% of 2018-19 Enrollment: 76%

### TEACHING SPACES & CAPACITY CALCULATIONS

	Existing Building / Use						Methodology			Notes
	# Rooms	Avg. Size of Room(s)	Avg. # Students Restricted	Avg. # Students Unrestricted	Total (Restricted)	Total (Unrestricted)	Net Area per Student	Maximum # of Students	Reference NSF	
<b>CORE LEARNING:</b>										
Pre-Kindergarten Classrooms	1	759	12.00	12.00	12	12	62.5	16	1000	
Kindergarten Classroom	2	1,334	26.00	35.00	52	70	38	26	988	
1-3 Classrooms	9	770	23.56	23.56	212	212	32	28	896	
4-5 Classrooms	5	858	27.60	28.00	138	140	30	28	840	
6-8 Classrooms (k-8) Only		-			-	-	30	28	840	
Special Ed / Self-Contained	1	369	4.00	4.00	4	4	80	10	800	
<b>ACTIVITY SPACES: NON CAPACITY CARRYING SPACES</b>										
Art Classrooms		-								
Music Classrooms	1	1,022								
Science Classroom		-								
Special Ed Resource	1	113								
PE/Mult-Purpose	3	2,582								
Computer Lab	2	710								
Modular/Temp. Classrooms		-								
Admin. & Bldg. Support Spaces	4	225								
<b># of capacity spaces</b>	<b>18</b>				<b>418</b>	<b>438</b>				

# PUEBLO CITY SCHOOL DISTRICT

## SCHOOL: HEATON MIDDLE SCHOOL

Physical Address: 6 Adair Rd, Pueblo, CO 81001

Grades Served: 6-8

Year Built: 1961

Portables on Site / Use: YES, 2 used as four Classrooms

Special Considerations:

**SFD CAPACITY CALCULATIONS (2018-19)**

2018/2019 ACTUAL Enrollment: 674 students

BENCHMARK Utilization Factor (BUF): 85%

BLDG CAPACITY (Restricted \* BUF): 795 students

BLDG CAPACITY per 2017 Util. Report: 644 students

2018 ACTUAL Utilization Factor: 85%

In 2018, there was space AVAILABLE for: 121 students

### BUILDING SIZE & SITE SIZE ADJUSTED CAPACITY (Loading Factor)

2018 Gross Building Area: 97,986 SF

2018-19 Site Size (Acres): 19.48

2018 ACTUAL Enrollment: 674

In 2018, this school was UNDER ENROLLED by: 121

% of 2018-19 Enrollment: 85%

### TEACHING SPACES & CAPACITY CALCULATIONS

	Existing Building / Use					Methodology			Reference NSF	Notes
	# Rooms	Avg. Size of Room(s) (SF)	Avg. # Students Restricted	Avg. # Students Unrestricted	Total (Restricted)	Total (Unrestricted)	Net Area per Student	Maximum # of Students		
<b>CORE LEARNING:</b>										
General Classrooms	28	688	22.14	22.39	620	627	30	28	840	
Science Classrooms	-	-	0.00	0.00	-	0	40	28	1120	
Special Ed / Self-Contained	1	848	10.00	10.00	10	10	80	10	800	
CTE (heavy)	2	2,171	24.00	36.00	48	72	60	24	1440	60-125 Net Area/Student
CTE (light)	1	1,072	21.00	21.00	21	21	50	24	1200	
Computer Lab	3	689	21.33	21.33	64	64	32	28	896	
Art Classrooms	1	932	20.00	20.00	20	20	45	28	1260	
Music Classrooms (instrument)	1	2,038	50.00	50.00	50	50	40	50	2000	
Music Classrooms (vocal)	2	663	18.50	18.50	37	37	35	50	1750	
Gymnasium	2	4,259	20.50	20.50	41	41	200	50	10000	25 Max Stud/half court
Fitness / Weight Room / Other PE	-	-	0.00	0.00	-	0	55		0	No Max. # of Students
Health / PE Classroom	1	742	24.00	24.00	24	24	30	30	900	
Broadcast / Recording Studio	-	-	0.00	0.00	-	0	62	25	1550	
<b>ACTIVITY SPACES: NON CAPACITY CARRYING SPACES</b>										
Library	1	2,670								
Special Ed. Resource	-	-								
Dinning/Commons	1	3,280								
Modular/Temp. Classrooms	4	683								
Admin. & Bldg Support Spaces	15	143								
Auditorium	1	4,471								
# of capacity spaces	42				935	966				



# PUEBLO CITY SCHOOL DISTRICT

## SCHOOL: **PARK VIEW ELEMENTARY SCHOOL**

Physical Address: 1327 E 9th St, Pueblo, CO 81001

Grades Served: K-5

Year Built: 1947

Portables on Site / Use \_\_\_\_\_

Special Considerations \_\_\_\_\_

\_\_\_\_\_

\_\_\_\_\_

\_\_\_\_\_

\_\_\_\_\_

\_\_\_\_\_

**SFD CAPACITY CALCULATIONS (2018-19)**

2018/2019 ACTUAL Enrollment: 390 students

BENCHMARK Utilization Factor (BUF): 95%

BLDG CAPACITY (Restricted \* BUF): 453 students

BLDG CAPACITY per 2017 Util. Report: 458 students

2018 ACTUAL Utilization Factor: 86%

In 2018, there was space AVAILABLE for: 63 students

### BUILDING SIZE & SITE SIZE

2018 Gross Building Area from AIM database: 53,416 SF

2018-19 Site Size (Acres) : 1.68

### ADJUSTED CAPACITY (Loading Factor)

2018 ACTUAL Enrollment: 390

In 2018, this school was UNDER ENROLLED by: 63

% of 2018-19 Enrollment: 86%

### TEACHING SPACES & CAPACITY CALCULATIONS

	Existing Building / Use					Methodology			Notes
	# Rooms	Avg. Size of Room(s)	Avg. # Students Restricted	Avg. # Students Unrestricted	Total (Restricted)	Total (Unrestricted)	Net Area per Student	Maximum # of Students	
<b>CORE LEARNING:</b>									
Pre-Kindergarten Classrooms	2	974	15.00	15.00	30	30	62.5	16	1000
Kindergarten Classroom	3	835	21.33	21.33	64	64	38	26	988
1-3 Classrooms	10	822	25.20	25.20	252	252	32	28	896
4-5 Classrooms	5	760	24.80	24.80	124	124	30	28	840
6-8 Classrooms (k-8) Only		-			-	-	30	28	840
Special Ed / Self-Contained	1	631	7.00	7.00	7	7	80	10	800
<b>ACTIVITY SPACES: NON CAPACITY CARRYING SPACES</b>									
Art Classrooms	1	842							
Music Classrooms	1	1,079							
Science Classroom		-							
Special Ed Resource		-							
PE/Mult-Purpose	3	2,760							
Computer Lab	1	790							
Modular/Temp. Classrooms		-							
Admin. & Bldg. Support Spaces	4	140							
<b># of capacity spaces</b>	<b>21</b>				<b>477</b>	<b>477</b>			

# PUEBLO CITY SCHOOL DISTRICT

## SCHOOL: RISLEY MIDDLE SCHOOL

Physical Address: 625 N Monument Ave, Pueblo, CO 81001

Grades Served: 6-8

Year Built: 1992

Portables on Site / Use

Special Considerations

**SFD CAPACITY CALCULATIONS (2018-19)**

2018/2019 ACTUAL Enrollment: 334 students

BENCHMARK Utilization Factor (BUF): 85%

BLDG CAPACITY (Restricted \* BUF): 633 students

BLDG CAPACITY per 2017 Util. Report: 476 students

2018 ACTUAL Utilization Factor: 53%

In 2018, there was space AVAILABLE for: 299 students

### BUILDING SIZE & SITE SIZE ADJUSTED CAPACITY (Loading Factor)

2018 Gross Building Area: 93,685 SF

2018-19 Site Size (Acres): 9.75

2018 ACTUAL Enrollment: 334

In 2018, this school was UNDER ENROLLED by: 299

% of 2018-19 Enrollment: 53%

### TEACHING SPACES & CAPACITY CALCULATIONS

	Existing Building / Use					Methodology			Notes	
	# Rooms	Avg. Size of Room(s) (SF)	Avg. # Students Restricted	Avg. # Students Unrestricted	Total (Restricted)	Total (Unrestricted)	Net Area per Student	Maximum # of Students		Reference NSF
<b>CORE LEARNING:</b>										
General Classrooms	24	810	23.75	26.54	570	637	30	28	840	
Science Classrooms	-	-	0.00	0.00	-	0	40	28	1120	
Special Ed / Self-Contained	-	-	0.00	0.00	-	0	80	10	800	
CTE (heavy)	3	1,159	19.00	19.00	57	57	60	24	1440	60-125 Net Area/Student
CTE (light)	-	-	0.00	0.00	-	0	50	24	1200	
Computer Lab	2	704	21.50	21.50	43	43	32	28	896	
Art Classrooms	-	-	0.00	0.00	-	0	45	28	1260	
Music Classrooms (instrument)	1	1,114	27.00	27.00	27	27	40	50	2000	
Music Classrooms (vocal)	-	-	0.00	0.00	-	0	35	50	1750	
Gymnasium	1	9,696	48.00	48.00	48	48	200	50	10000	25 Max Stud/half court
Fitness / Weight Room / Other PE	-	-	0.00	0.00	-	0	55		0	No Max. # of Students
Health / PE Classroom	-	-	0.00	0.00	-	0	30	30	900	
Broadcast / Recording Studio	-	-	0.00	0.00	-	0	62	25	1550	
<b>ACTIVITY SPACES: NON CAPACITY CARRYING SPACES</b>										
Library	1	4,160								
Special Ed. Resource	-	-								
Dinning/Commons	1	8,146								
Modular/Temp. Classrooms	-	-								
Admin. & Bldg Support Spaces	16	202								
Auditorium	-	-								
# of capacity spaces	31				745	812				

# PUEBLO CITY SCHOOL DISTRICT

## SCHOOL: **BEULAH HEIGHTS ELEMENTARY SCHOOL**

Physical Address: 2670 Delphinium St, Pueblo, CO 81005

Grades Served: K-5

Year Built: 1954

Portables on Site / Use \_\_\_\_\_

Special Considerations \_\_\_\_\_

\_\_\_\_\_

\_\_\_\_\_

\_\_\_\_\_

\_\_\_\_\_

\_\_\_\_\_

**SFD CAPACITY CALCULATIONS (2018-19)**

2018/2019 ACTUAL Enrollment: 328 students

BENCHMARK Utilization Factor (BUF): 95%

BLDG CAPACITY (Restricted \* BUF): 416 students

BLDG CAPACITY per 2017 Util. Report: 459 students

2018 ACTUAL Utilization Factor: 79%

In 2018, there was space AVAILABLE for: 88 students

### BUILDING SIZE & SITE SIZE

2018 Gross Building Area from AIM database: 43,181 SF

2018-19 Site Size (Acres) : 8.66

### ADJUSTED CAPACITY (Loading Factor)

2018 ACTUAL Enrollment: 328

In 2018, this school was UNDER ENROLLED by: 88

% of 2018-19 Enrollment: 79%

### TEACHING SPACES & CAPACITY CALCULATIONS

	Existing Building / Use					Methodology			Notes	
	# Rooms	Avg. Size of Room(s)	Avg. # Students Restricted	Avg. # Students Unrestricted	Total (Restricted)	Total (Unrestricted)	Net Area per Student	Maximum # of Students		Reference NSF
<b>CORE LEARNING:</b>										
Pre-Kindergarten Classrooms	1	743	11.00	11.00	11	11	62.5	16	1000	
Kindergarten Classroom	3	922	21.33	23.67	64	71	38	26	988	
1-3 Classrooms	11	737	22.36	22.36	246	246	32	28	896	
4-5 Classrooms	5	714	23.40	23.40	117	117	30	28	840	
6-8 Classrooms (k-8) Only		-			-	-	30	28	840	
Special Ed / Self-Contained		-			-	-	80	10	800	
<b>ACTIVITY SPACES: NON CAPACITY CARRYING SPACES</b>										
Art Classrooms		-								
Music Classrooms	1	926								
Science Classroom		-								
Special Ed Resource	3	245								
PE/Mult-Purpose	3	2,670								
Computer Lab	1	747								
Modular/Temp. Classrooms		-								
Admin. & Bldg. Support Spaces	4	239								
<b># of capacity spaces</b>	<b>20</b>				<b>438</b>	<b>445</b>				

# PUEBLO CITY SCHOOL DISTRICT

## SCHOOL: GOODNIGHT ELEMENTARY SCHOOL

Physical Address: 624 Windy Way, Pueblo, CO 81005

Grades Served: K-8

Year Built: 1955

Portables on Site / Use: YES, 4 used (8 classrooms) for 5th - 8th Grade Classrooms

Special Considerations:

**SFD CAPACITY CALCULATIONS (2018-19)**

2018/2019 ACTUAL Enrollment: 670 students

BENCHMARK Utilization Factor (BUF): 95%

BLDG CAPACITY (Restricted \* BUF): 440 students

BLDG CAPACITY per 2017 Util. Report: 624 students

2018 ACTUAL Utilization Factor: 152%

In 2018, there was space AVAILABLE for: (230) students

### BUILDING SIZE & SITE SIZE

2018 Gross Building Area from AIM database: 48,548 SF

2018-19 Site Size (Acres): 9.89

### ADJUSTED CAPACITY (Loading Factor)

2018 ACTUAL Enrollment: 670

In 2018, this school was UNDER ENROLLED by: (230)

% of 2018-19 Enrollment: 152%

### TEACHING SPACES & CAPACITY CALCULATIONS

	Existing Building / Use						Methodology			Notes
	# Rooms	Avg. Size of Room(s)	Avg. # Students Restricted	Avg. # Students Unrestricted	Total (Restricted)	Total (Unrestricted)	Net Area per Student	Maximum # of Students	Reference NSF	
<b>CORE LEARNING:</b>										
Pre-Kindergarten Classrooms	2	732	11.00	11.00	22	22	62.5	16	1000	
Kindergarten Classroom	2	1,107	23.50	28.50	47	57	38	26	988	
1-3 Classrooms	11	749	22.91	22.91	252	252	32	28	896	
4-5 Classrooms	5		26.60	27.00	133	135	30	28	840	
6-8 Classrooms (k-8) Only		-			-	-	30	28	840	
Special Ed / Self-Contained	1	736	9.00	9.00	9	9	80	10	800	
<b>ACTIVITY SPACES: NON CAPACITY CARRYING SPACES</b>										
Art Classrooms		-								
Music Classrooms	1	659								
Science Classroom	1	728								
Special Ed Resource	1	407								
PE/Multit-Purpose	3	2,562								
Computer Lab	1	580								
Modular/Temp. Classrooms	8	684								
Admin. & Bldg. Support Spaces	7	134								
<b># of capacity spaces</b>	<b>21</b>				<b>463</b>	<b>475</b>				

# PUEBLO CITY SCHOOL DISTRICT

## SCHOOL: HIGHLAND PARK ELEMENTARY SCHOOL

Physical Address: 2701 Vinewood Ln, Pueblo, CO 81005

Grades Served: K-5

Year Built: 1959

Portables on Site / Use

Special Considerations

**SFD CAPACITY CALCULATIONS (2018-19)**

2018/2019 ACTUAL Enrollment: 484 students

BENCHMARK Utilization Factor (BUF): 95%

BLDG CAPACITY (Restricted \* BUF): 584 students

BLDG CAPACITY per 2017 Util. Report: 584 students

2018 ACTUAL Utilization Factor: 83%

In 2018, there was space AVAILABLE for: 100 students

### BUILDING SIZE & SITE SIZE ADJUSTED CAPACITY (Loading Factor)

2018 Gross Building Area from AIM database: 55,932 SF

2018-19 Site Size (Acres): 8.02

2018 ACTUAL Enrollment: 484

In 2018, this school was UNDER ENROLLED by: 100

% of 2018-19 Enrollment: 83%

### TEACHING SPACES & CAPACITY CALCULATIONS

	Existing Building / Use					Methodology			Notes	
	# Rooms	Avg. Size of Room(s)	Avg. # Students Restricted	Avg. # Students Unrestricted	Total (Restricted)	Total (Unrestricted)	Net Area per Student	Maximum # of Students		Reference NSF
<b>CORE LEARNING:</b>										
Pre-Kindergarten Classrooms		-			-	-	62.5	16	1000	
Kindergarten Classroom	3	1,198	26.00	31.00	78	93	38	26	988	
1-3 Classrooms	13	775	23.85	23.85	310	310	32	28	896	
4-5 Classrooms	8	827	27.13	27.13	217	217	30	28	840	
6-8 Classrooms (k-8) Only		-			-	-	30	28	840	
Special Ed / Self-Contained	1	874	10.00	10.00	10	10	80	10	800	
<b>ACTIVITY SPACES: NON CAPACITY CARRYING SPACES</b>										
Art Classrooms		-								
Music Classrooms	1	887								
Science Classroom		-								
Special Ed Resource		-								
PE/Mult-Purpose	3	3,452								
Computer Lab	2	543								
Modular/Temp. Classrooms		-								
Admin. & Bldg. Support Spaces	6	194								
<b># of capacity spaces</b>	<b>25</b>				<b>615</b>	<b>630</b>				

# PUEBLO CITY SCHOOL DISTRICT

## SCHOOL: PARAGON LEARNING CENTER

Physical Address: 3000 Lakeview Ave, Pueblo, CO 81005

Grades Served: 9-12

Year Built: 1956

Portables on Site / Use

Special Considerations: Formerly Hellbeck Elementary School, now operated as an alternative high school

### SFD CAPACITY CALCULATIONS (2018-19)

2018/2019 ACTUAL Enrollment: 86 students

BENCHMARK Utilization Factor (BUF): 85%

BLDG CAPACITY (Restricted \* BUF): 541 students

BLDG CAPACITY per 2017 Util. Report: 551 students

2018 ACTUAL Utilization Factor: 16%

In 2018, there was space AVAILABLE for: 455 students

### BUILDING SIZE & SITE SIZE

2018 Gross Building Area: 46,290 SF

2018-19 Site Size (Acres): 10.5

### ADJUSTED CAPACITY (Loading Factor)

2018 ACTUAL Enrollment: 86

In 2018, this school was UNDER ENROLLED by: 455

% of 2018-19 Enrollment: 16%

### TEACHING SPACES & CAPACITY CALCULATIONS

	Existing Building / Use					Methodology			Notes	
	# Rooms	Avg. Size of Room(s) (SF)	Avg. # Students Restricted	Avg. # Students Unrestricted	Total (Restricted)	Total (Unrestricted)	Net Area per Student	Maximum # of Students		Reference NSF
<b>CORE LEARNING:</b>										
General Classrooms	20	852	28.45	30.00	569	600	28	30	840	
Science Classrooms	-	-	-	-	-	0	44	28	1232	
Special Ed / Self-Contained	1	841	10.00	10.00	10	10	80	10	800	
CTE (heavy)	-	-	-	-	-	0	60	24	1440	60-125 Net Area/Student
CTE (light)	-	-	-	-	-	0	50	24	1200	
Computer Lab	1	644	20.00	20.00	20	20	32	28	896	
Art Classrooms	-	-	-	-	-	0	45	28	1260	
Music Classrooms (instrument)	1	927	23.00	23.00	23	23	40	50	2000	
Music Classrooms (vocal)	-	-	-	-	-	0	35	50	1750	
Gymnasium	1	3,054	15.00	15.00	15	15	200	50	10000	25 Max Stud/half court
Fitness / Weight Room / Other PE	-	-	-	-	-	0	55	-	0	No Max. # of Students
Health / PE Classroom	-	-	-	-	-	0	30	30	900	
Broadcast / Recording Studio	-	-	-	-	-	0	62	25	1550	
<b>ACTIVITY SPACES: NON CAPACITY CARRYING SPACES</b>										
Library	1	2,506	-	-	-	-	-	-	-	
Special Ed. Resource	1	205	-	-	-	-	-	-	-	
Dinning/Commons	1	2,776	-	-	-	-	-	-	-	
Modular/Temp. Classrooms	-	-	-	-	-	-	-	-	-	
Admin. & Bldg Support Spaces	3	163	-	-	-	-	-	-	-	
Auditorium	-	-	-	-	-	-	-	-	-	
# of capacity spaces	24				637	668				

# PUEBLO CITY SCHOOL DISTRICT

## SCHOOL: PUEBLO ACADEMY of ARTS

Physical Address: 29 Lehigh Ave, Pueblo, CO 81005

Grades Served: 6-8

Year Built: 1961

Portables on Site / Use

Special Considerations: Formerly Pitts Middle School

**SFD CAPACITY CALCULATIONS (2018-19)**

2018/2019 ACTUAL Enrollment: 684 students

BENCHMARK Utilization Factor (BUF): 85%

BLDG CAPACITY (Restricted \* BUF): 935 students

BLDG CAPACITY per 2017 Util. Report: 700 students

2018 ACTUAL Utilization Factor: 73%

In 2018, there was space AVAILABLE for: 251 students

### BUILDING SIZE & SITE SIZE ADJUSTED CAPACITY (Loading Factor)

2018 Gross Building Area: 112,861 SF

2018-19 Site Size (Acres): 20

2018 ACTUAL Enrollment: 684

In 2018, this school was UNDER ENROLLED by: 251

% of 2018-19 Enrollment: 73%

### TEACHING SPACES & CAPACITY CALCULATIONS

	Existing Building / Use					Methodology			Notes	
	# Rooms	Avg. Size of Room(s) (SF)	Avg. # Students Restricted	Avg. # Students Unrestricted	Total (Restricted)	Total (Unrestricted)	Net Area per Student	Maximum # of Students		Reference NSF
<b>CORE LEARNING:</b>										
General Classrooms	34	758	24.26	24.76	825	842	30	28	840	
Science Classrooms		-	0.00	0.00	-	0	40	28	1120	
Special Ed / Self-Contained	2	1,242	10.00	15.00	20	30	80	10	800	
CTE (heavy)	1	2,358	24.00	39.00	24	39	60	24	1440	60-125 Net Area/Student
CTE (light)	3	926	18.00	18.00	54	54	50	24	1200	
Computer Lab		-	0.00	0.00	-	0	32	28	896	
Art Classrooms	1	1,983	28.00	44.00	28	44	45	28	1260	
Music Classrooms (instrument)	1	2,038	50.00	50.00	50	50	40	50	2000	
Music Classrooms (vocal)	2	849	23.50	23.50	47	47	35	50	1750	
Gymnasium	2	5,299	26.00	26.00	52	52	200	50	10000	25 Max Stud/half court
Fitness / Weight Room / Other PE		-	0.00	0.00	-	0	55		0	No Max. # of Students
Health / PE Classroom		-	0.00	0.00	-	0	30	30	900	
Broadcast / Recording Studio		-	0.00	0.00	-	0	62	25	1550	
<b>ACTIVITY SPACES: NON CAPACITY CARRYING SPACES</b>										
Library	2	1,600								
Special Ed. Resource		-								
Dinning/Commons	2	2,463								
Modular/Temp. Classrooms		-								
Admin. & Bldg Support Spaces	15	141								
Auditorium	1	4,471								
# of capacity spaces	46		1,100		1158					

# PUEBLO CITY SCHOOL DISTRICT

## SCHOOL: RONCOLLI STEM ACADEMY

Physical Address: 4202 CO-78, Pueblo, CO 81005

Grades Served: 6-8

Year Built: 1965

Portables on Site / Use: YES, 1

Special Considerations:

**SFD CAPACITY CALCULATIONS (2018-19)**

2018/2019 ACTUAL Enrollment: 415 students

BENCHMARK Utilization Factor (BUF): 85%

BLDG CAPACITY (Restricted \* BUF): 695 students

BLDG CAPACITY per 2017 Util. Report: 448 students

2018 ACTUAL Utilization Factor: 60%

In 2018, there was space AVAILABLE for: 280 students

### BUILDING SIZE & SITE SIZE ADJUSTED CAPACITY (Loading Factor)

2018 Gross Building Area: 98,449 SF

2018-19 Site Size (Acres): 26.29

2018 ACTUAL Enrollment: 415

In 2018, this school was UNDER ENROLLED by: 280

% of 2018-19 Enrollment: 60%

### TEACHING SPACES & CAPACITY CALCULATIONS

	Existing Building / Use					Methodology			Reference NSF	Notes
	# Rooms	Avg. Size of Room(s) (SF)	Avg. # Students Restricted	Avg. # Students Unrestricted	Total (Restricted)	Total (Unrestricted)	Net Area per Student	Maximum # of Students		
<b>CORE LEARNING:</b>										
General Classrooms	22	806	23.14	26.41	509	581	30	28	840	
Science Classrooms	-	-	0.00	0.00	-	0	40	28	1120	
Special Ed / Self-Contained	3	900	8.33	11.00	25	33	80	10	800	
CTE (heavy)	3	1,342	21.67	21.67	65	65	60	24	1440	60-125 Net Area/Student
CTE (light)	-	-	0.00	0.00	-	0	50	24	1200	
Computer Lab	2	774	23.50	23.50	47	47	32	28	896	
Art Classrooms	-	-	0.00	0.00	-	0	45	28	1260	
Music Classrooms (instrument)	2	2,006	39.00	49.50	78	99	40	50	2000	
Music Classrooms (vocal)	1	566	16.00	16.00	16	16	35	50	1750	
Gymnasium	2	7,808	38.50	38.50	77	77	200	50	10000	25 Max Stud/half court
Fitness / Weight Room / Other PE	-	-	0.00	0.00	-	0	55		0	No Max. # of Students
Health / PE Classroom	-	-	0.00	0.00	-	0	30	30	900	
Broadcast / Recording Studio	-	-	0.00	0.00	-	0	62	25	1550	
<b>ACTIVITY SPACES: NON CAPACITY CARRYING SPACES</b>										
Library	1	3,461								
Special Ed. Resource	-	-								
Dinning/Commons	1	4,829								
Modular/Temp. Classrooms	2	683								
Admin. & Bldg Support Spaces	11	179								
Auditorium	1	3,669								
# of capacity spaces	35				817	918				



# PUEBLO CITY SCHOOL DISTRICT

## SCHOOL: SOUTH HIGH SCHOOL

Physical Address: 1801 Hollywood Dr, Pueblo, CO 81005

Grades Served: 9-12

Year Built: 1959

Portables on Site / Use: Yes, 1 used as ROTC Classroom and Office

Special Considerations:

**SFD CAPACITY CALCULATIONS (2018-19)**

2018/2019 ACTUAL Enrollment: 1,060 students

BENCHMARK Utilization Factor (BUF): 85%

BLDG CAPACITY (Restricted \* BUF): 1754 students

BLDG CAPACITY per 2017 Util. Report: 1218 students

2018 ACTUAL Utilization Factor: 60%

In 2018, there was space AVAILABLE for: 694 students

### BUILDING SIZE & SITE SIZE ADJUSTED CAPACITY (Loading Factor)

2018 Gross Building Area: 251,619 SF

2018-19 Site Size (Acres): 39.22

2018 ACTUAL Enrollment: 1,060

In 2018, this school was UNDER ENROLLED by: 694

% of 2018-19 Enrollment: 60%

### TEACHING SPACES & CAPACITY CALCULATIONS

	Existing Building / Use					Methodology			Reference NSF	Notes
	# Rooms	Avg. Size of Room(s) (SF)	Avg. # Students Restricted	Avg. # Students Unrestricted	Total (Restricted)	Total (Unrestricted)	Net Area per Student	Maximum # of Students		
<b>CORE LEARNING:</b>										
General Classrooms	48	912	28.06	32.04	1,347	1538	28	30	840	
Science Classrooms	8	1,278	27.63	28.75	221	230	44	28	1232	
Special Ed / Self-Contained	6	841	8.67	10.17	52	61	80	10	800	
CTE (heavy)	3	2,841	24.00	47.00	72	141	60	24	1440	60-125 Net Area/Student
CTE (light)	3	877	14.00	17.00	42	51	50	24	1200	
Computer Lab	1	174	5.00	5.00	5	5	32	28	896	
Art Classrooms	1	2,089	28.00	46.00	28	46	45	28	1260	
Music Classrooms (instrument)	1	1,754	43.00	43.00	43	43	40	50	2000	
Music Classrooms (vocal)	1	1,132	32.00	32.00	32	32	35	50	1750	
Gymnasium	2	5,941	29.00	29.00	58	58	200	50	10000	25 Max Stud/half court
Fitness / Weight Room / Other PE	6	1,269	22.67	22.67	136	136	55		0	No Max. # of Students
Health / PE Classroom	1	837	27.00	27.00	27	27	30	30	900	
Broadcast / Recording Studio		-			-	0	62	25	1550	
<b>ACTIVITY SPACES: NON CAPACITY CARRYING SPACES</b>										
Library	1	8,086								
Special Ed. Resource		-								
Dinning/Commons	2	4,226								
Modular/Temp. Classrooms	2	685								
Admin. & Bldg Support Spaces	30	144								
Auditorium	1	7,183								
# of capacity spaces	81				2,063	2368				

# PUEBLO CITY SCHOOL DISTRICT

## SCHOOL: SOUTH PARK ELEMENTARY SCHOOL

Physical Address: 3100 Hollywood Dr, Pueblo, CO 81005

Grades Served: K-5

Year Built: 1967

Portables on Site / Use: YES, 1 with two rooms used as Music classroom and Resource Room

Special Considerations:

**SFD CAPACITY CALCULATIONS (2018-19)**

2018/2019 ACTUAL Enrollment: 304 students

BENCHMARK Utilization Factor (BUF): 95%

BLDG CAPACITY (Restricted \* BUF): 401 students

BLDG CAPACITY per 2017 Util. Report: 416 students

2018 ACTUAL Utilization Factor: 76%

In 2018, there was space AVAILABLE for: 97 students

### BUILDING SIZE & SITE SIZE

2018 Gross Building Area from AIM database: 47,286 SF

2018-19 Site Size (Acres): 9.6

### ADJUSTED CAPACITY (Loading Factor)

2018 ACTUAL Enrollment: 304

In 2018, this school was UNDER ENROLLED by: 97

% of 2018-19 Enrollment: 76%

### TEACHING SPACES & CAPACITY CALCULATIONS

	Existing Building / Use					Methodology			Notes
	# Rooms	Avg. Size of Room(s)	Avg. # Students Restricted	Avg. # Students Unrestricted	Total (Restricted)	Total (Unrestricted)	Net Area per Student	Maximum # of Students	
<b>CORE LEARNING:</b>									
Pre-Kindergarten Classrooms	2	1,430	16.00	22.50	32	45	62.5	16	1000
Kindergarten Classroom	2	1,132	25.50	29.50	51	59	38	26	988
1-3 Classrooms	9	809	24.56	24.56	221	221	32	28	896
4-5 Classrooms	4	828	27.00	27.00	108	108	30	28	840
6-8 Classrooms (k-8) Only		-			-	-	30	28	840
Special Ed / Self-Contained	1	1,518	10.00	18.00	10	18	80	10	800
<b>ACTIVITY SPACES: NON CAPACITY CARRYING SPACES</b>									
Art Classrooms		-							
Music Classrooms		-							
Science Classroom		-							
Special Ed Resource	7	250							
PE/Mult-Purpose	3	2,699							
Computer Lab	1	494							
Modular/Temp. Classrooms	2	682							
Admin. & Bldg. Support Spaces	4	267							
<b># of capacity spaces</b>	<b>18</b>				<b>422</b>	<b>451</b>			

# PUEBLO CITY SCHOOL DISTRICT

## SCHOOL: SUNSET PARK ELEMENTARY SCHOOL

Physical Address: 110 University Cir, Pueblo, CO 81005

Grades Served: K-5

Year Built: 1959

Portables on Site / Use \_\_\_\_\_

Special Considerations \_\_\_\_\_

\_\_\_\_\_

\_\_\_\_\_

\_\_\_\_\_

\_\_\_\_\_

\_\_\_\_\_

**SFD CAPACITY CALCULATIONS (2018-19)**

2018/2019 ACTUAL Enrollment: 442 students

BENCHMARK Utilization Factor (BUF): 95%

BLDG CAPACITY (Restricted \* BUF): 509 students

BLDG CAPACITY per 2017 Util. Report: 532 students

2018 ACTUAL Utilization Factor: 87%

In 2018, there was space AVAILABLE for: 67 students

### BUILDING SIZE & SITE SIZE ADJUSTED CAPACITY (Loading Factor)

2018 Gross Building Area from AIM database: 49,725 SF 2018-19 Site Size (Acres) : 9.6 2018 ACTUAL Enrollment: 442

In 2018, this school was UNDER ENROLLED by: 67

% of 2018-19 Enrollment: 87%

### TEACHING SPACES & CAPACITY CALCULATIONS







	Existing Building / Use						Methodology			Notes
	# Rooms	Avg. Size of Room(s)	Avg. # Students Restricted	Avg. # Students Unrestricted	Total (Restricted)	Total (Unrestricted)	Net Area per Student	Maximum # of Students	Reference NSF	
<b>CORE LEARNING:</b>										
Pre-Kindergarten Classrooms	2	750	12.00	12.00	24	24	62.5	16	1000	
Kindergarten Classroom	3	1,093	23.67	28.00	71	84	38	26	988	
1-3 Classrooms	11	809	24.64	24.64	271	271	32	28	896	
4-5 Classrooms	6	823	27.00	27.00	162	162	30	28	840	
6-8 Classrooms (k-8) Only		-			-	-	30	28	840	
Special Ed / Self-Contained	2	379	4.00	4.00	8	8	80	10	800	
<b>ACTIVITY SPACES: NON CAPACITY CARRYING SPACES</b>										
Art Classrooms		-								
Music Classrooms	1	725								
Science Classroom		-								
Special Ed Resource	1	150								
PE/Mult-Purpose	3	2,752								
Computer Lab	2	727								
Modular/Temp. Classrooms		-								
Admin. & Bldg. Support Spaces	6	161								
<b># of capacity spaces</b>	<b>24</b>				<b>536</b>	<b>549</b>				





**LEGEND:**

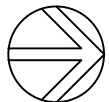
**COLOR, COUNT and AREA (TOTAL SF):**

-  PRE-KINDERGARTEN
-  KINDERGARTEN
-  GRADES 1-3
-  GRADES 4-5
-  GRADES 6-8 (in K-8 ONLY)
-  SPECIAL ED. SELF-CONTAINED

**COUNT and AREA ONLY (TOTAL SF):**

- ART
- MUSIC
- SCIENCE
- SPECIAL ED. RESOURCE
- PE/MULTI-PURPOSE/AUDITORIUMS
- COMPUTER LAB: 1 RM.
- MODULAR/TEMP CLASSROOMS
- ADMINISTRATIVE & BUILDING SUPPORT SPACES

**BESSEMER ACADEMY  
BASEMENT PLAN**  
NO SCALE





**LEGEND:**

**COLOR, COUNT and AREA (TOTAL SF):**

- PRE-KINDERGARTEN
- KINDERGARTEN
- GRADES 1-3
- GRADES 4-5
- GRADES 6-8 (in K-8 ONLY)
- SPECIAL ED. SELF-CONTAINED

**COUNT and AREA ONLY (TOTAL SF):**

- ART
- MUSIC
- SCIENCE
- SPECIAL ED. RESOURCE
- PE/MULTI-PURPOSE/AUDITORIUMS
- COMPUTER LAB: 1 RM.
- MODULAR/TEMP CLASSROOMS
- ADMINISTRATIVE & BUILDING SUPPORT SPACES

**BESSEMER ACADEMY**

**MAIN FLOOR PLAN**

NO SCALE





**LEGEND:**

**COLOR, COUNT and AREA (TOTAL SF):**

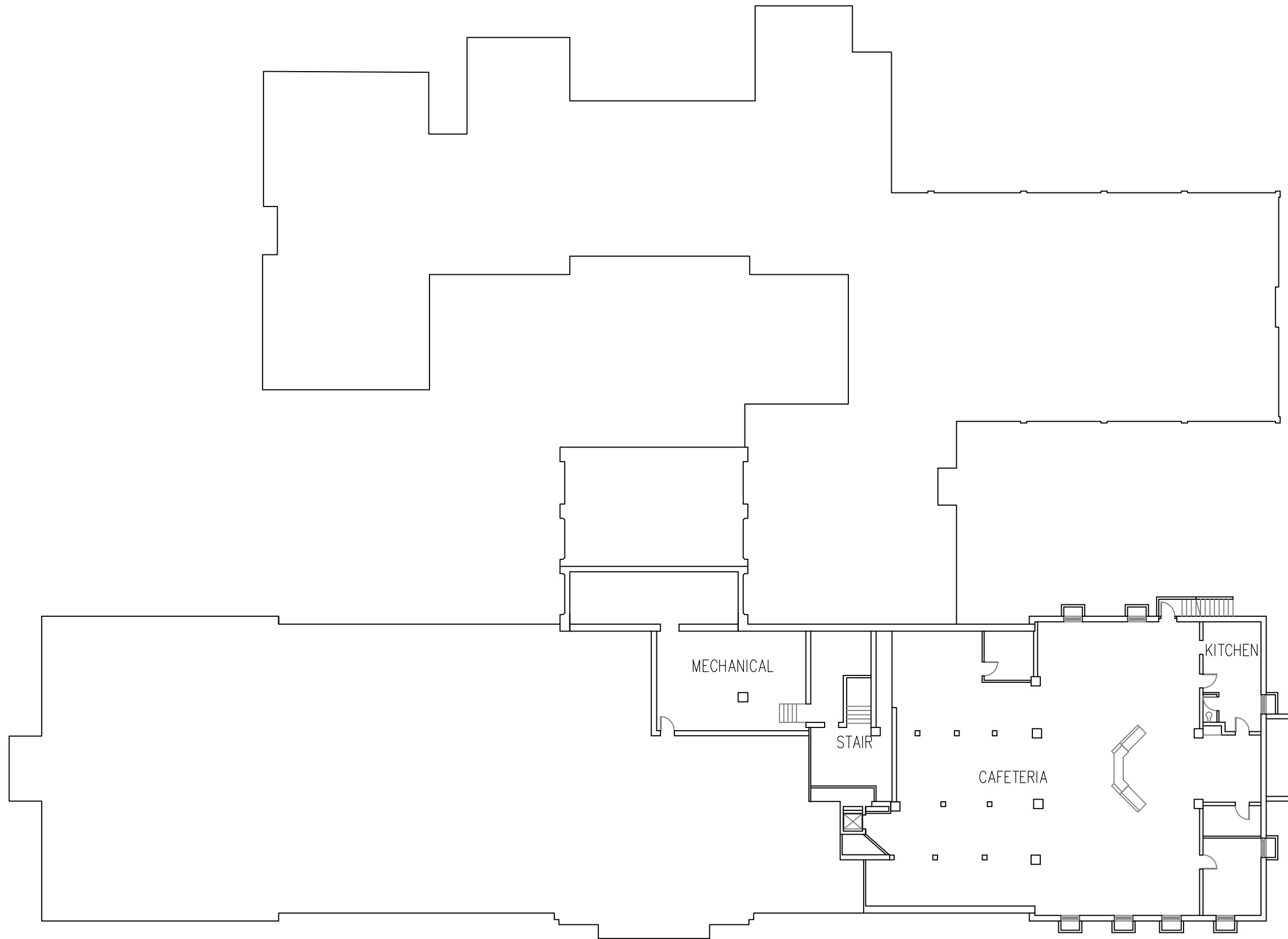
- PRE-KINDERGARTEN
- KINDERGARTEN
- GRADES 1-3
- GRADES 4-5
- GRADES 6-8 (in K-8 ONLY)
- SPECIAL ED. SELF-CONTAINED

**COUNT and AREA ONLY (TOTAL SF):**

- ART
- MUSIC
- SCIENCE
- SPECIAL ED. RESOURCE
- PE/MULTI-PURPOSE/AUDITORIUMS
- COMPUTER LAB: 1 RM.
- MODULAR/TEMP CLASSROOMS
- ADMINISTRATIVE & BUILDING SUPPORT SPACES

**BESSEMER ACADEMY  
SECOND FLOOR PLAN**  
NO SCALE





**LEGEND:**

**COLOR, COUNT and AREA (TOTAL SF):**

- PRE-KINDERGARTEN
- KINDERGARTEN
- GRADES 1-3
- GRADES 4-5:
- GRADES 6-8 (in K-8 ONLY)
- SPECIAL ED. SELF-CONTAINED

**COUNT and AREA ONLY (TOTAL SF):**

- ART
- MUSIC
- SCIENCE
- SPECIAL ED. RESOURCE
- PE/MULTI-PURPOSE/AUDITORIUM
- COMPUTER LAB:
- MODULAR/TEMP CLASSROOMS
- ADMINISTRATIVE & BUILDING SUPPORT SPACES

CARLILE ELEMENTARY SCHOOL  
 BASEMENT PLAN  
 NO SCALE







**LEGEND:**

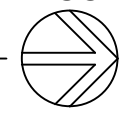
**COLOR, COUNT and AREA (TOTAL SF):**

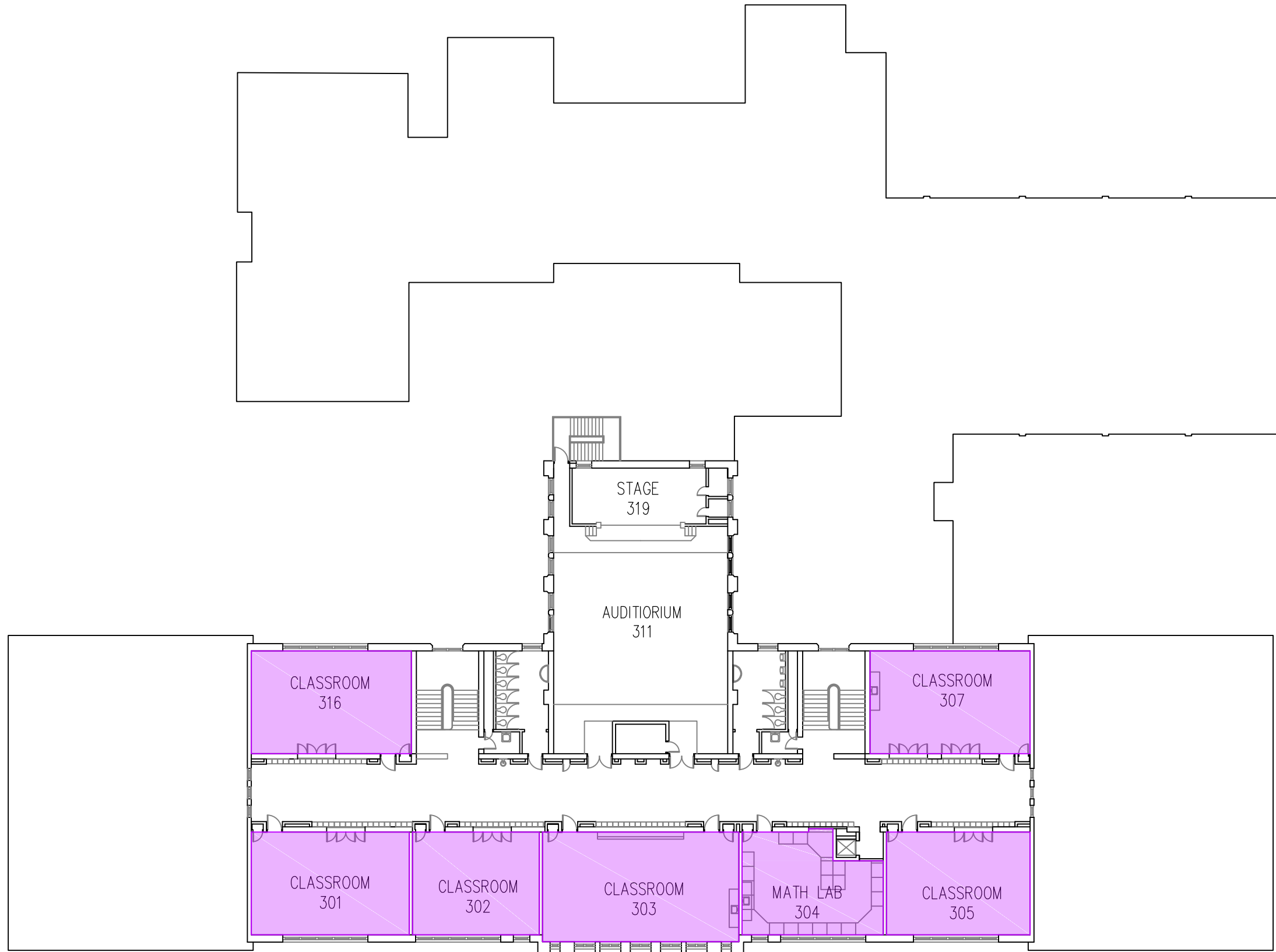
- PRE-KINDERGARTEN
- KINDERGARTEN
- GRADES 1-3
- GRADES 4-5:
- GRADES 6-8 (in K-8 ONLY)
- SPECIAL ED. SELF-CONTAINED

**COUNT and AREA ONLY (TOTAL SF):**

- ART
- MUSIC
- SCIENCE
- SPECIAL ED. RESOURCE
- PE/MULTI-PURPOSE/AUDITORIUM
- COMPUTER LAB:
- MODULAR/TEMP CLASSROOMS
- ADMINISTRATIVE & BUILDING SUPPORT SPACES

**CARLILE ELEMENTARY SCHOOL**  
**FIRST FLOOR PLAN**  
 NO SCALE





**LEGEND:**

**COLOR, COUNT and AREA (TOTAL SF):**

- PRE-KINDERGARTEN
- KINDERGARTEN
- GRADES 1-3
- GRADES 4-5:
- GRADES 6-8 (in K-8 ONLY)
- SPECIAL ED. SELF-CONTAINED

**COUNT and AREA ONLY (TOTAL SF):**



- ART
- MUSIC
- SCIENCE
- SPECIAL ED. RESOURCE
- PE/MULTI-PURPOSE/AUDITORIUM
- COMPUTER LAB:
- MODULAR/TEMP CLASSROOMS
- ADMINISTRATIVE & BUILDING SUPPORT SPACES

**CARLILE ELEMENTARY SCHOOL**  
**SECOND FLOOR PLAN**  
 NO SCALE



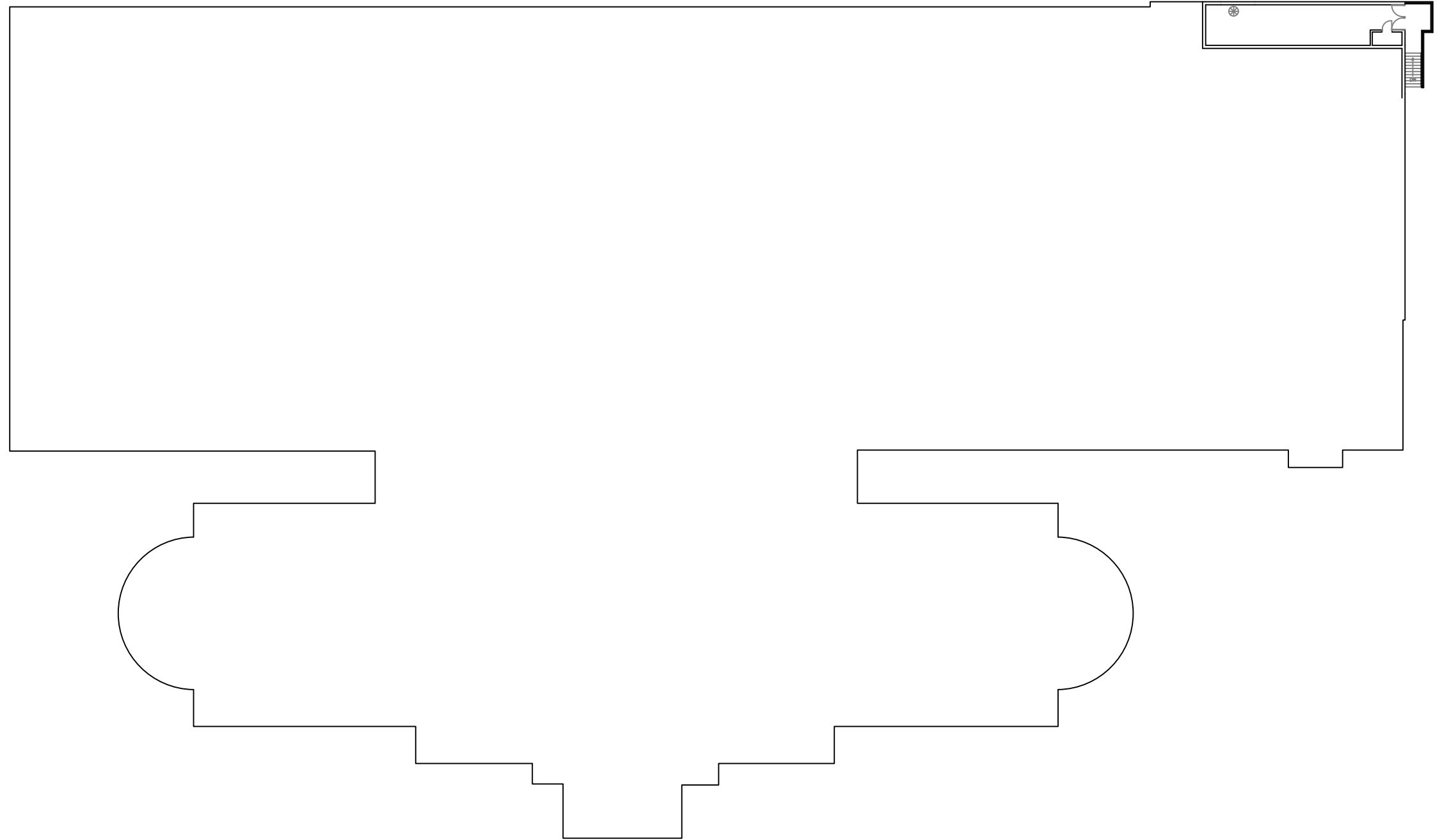
LEGEND:

COLOR, COUNT and AREA (TOTAL SF)

-  GENERAL CLASSROOM
-  SCIENCE
-  SPECIAL ED.
-  CTE (HEAVY)
-  CTE (LIGHT):
-  COMPUTER LAB
-  ART
-  MUSIC (INSTRUMENTAL)
-  MUSIC (VOCAL)
-  GYMNASIUM
-  FITNESS/WEIGHTS/OTHER PE
-  HEALTH/PE CLASSROOM
-  BROADCAST/RECORDING STUDIO

COUNT and AREA ONLY (TOTAL SF):

- LIBRARY
- SPECIAL ED RESOURCE
- DINING/COMMONS
- MODULAR/TEMP
- ADMINISTRATIVE & BUILDING SUPPORT SPACES
- AUDITORIUM (NOT INCL. STAGE)



CENTRAL HIGH SCHOOL  
BASEMENT PLAN  
NO SCALE



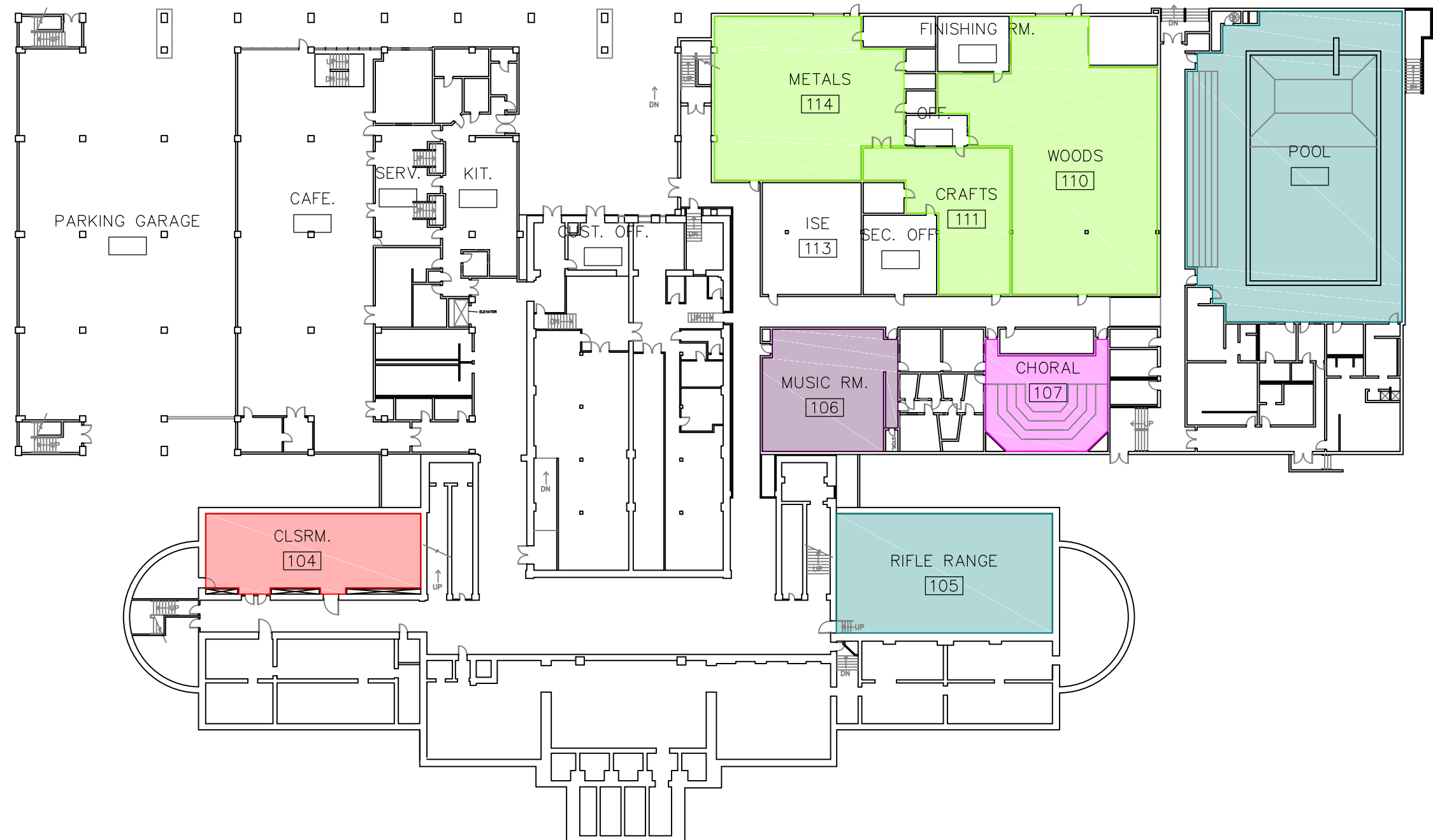
LEGEND:

COLOR, COUNT and AREA (TOTAL SF)

- GENERAL CLASSROOM
- SCIENCE
- SPECIAL ED.
- CTE (HEAVY)
- CTE (LIGHT)
- COMPUTER LAB
- ART
- MUSIC (INSTRUMENTAL)
- MUSIC (VOCAL)
- GYMNASIUM
- FITNESS/WEIGHTS/OTHER PE
- HEALTH/PE CLASSROOM
- BROADCAST/RECORDING STUDIO

COUNT and AREA ONLY (TOTAL SF):

- LIBRARY
- SPECIAL ED RESOURCE
- DINING/COMMONS
- MODULAR/TEMP
- ADMINISTRATIVE & BUILDING SUPPORT SPACES
- AUDITORIUM (NOT INCL. STAGE)



CENTRAL HIGH SCHOOL  
 FIRST FLOOR PLAN  
 NO SCALE



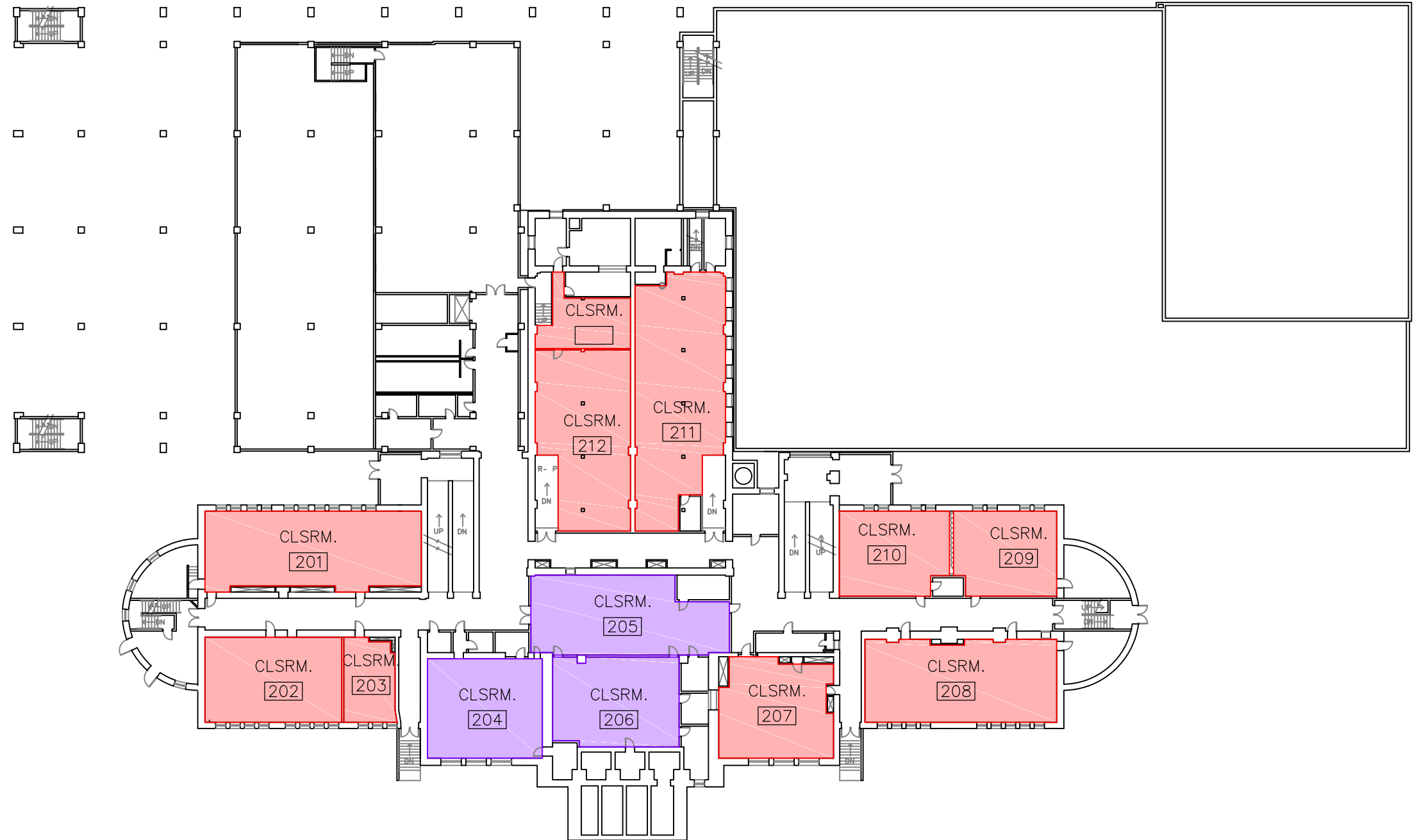
LEGEND:

COLOR, COUNT and AREA (TOTAL SF)

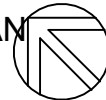
- GENERAL CLASSROOM
- SCIENCE
- SPECIAL ED.
- CTE (HEAVY)
- CTE (LIGHT)
- COMPUTER LAB
- ART
- MUSIC (INSTRUMENTAL)
- MUSIC (VOCAL)
- GYMNASIUM
- FITNESS/WEIGHTS/OTHER PE
- HEALTH/PE CLASSROOM
- BROADCAST/RECORDING STUDIO

COUNT and AREA ONLY (TOTAL SF):

- LIBRARY
- SPECIAL ED RESOURCE
- DINING/COMMONS
- MODULAR/TEMP
- ADMINISTRATIVE & BUILDING SUPPORT SPACES
- AUDITORIUM (NOT INCL. STAGE)



CENTRAL HIGH SCHOOL  
 SECOND FLOOR PLAN  
 NO SCALE



LEGEND:

COLOR, COUNT and AREA (TOTAL SF)

- GENERAL CLASSROOM
- SCIENCE
- SPECIAL ED.
- CTE (HEAVY)
- CTE (LIGHT)
- COMPUTER LAB
- ART
- MUSIC (INSTRUMENTAL)
- MUSIC (VOCAL)
- GYMNASIUM
- FITNESS/WEIGHTS/OTHER PE
- HEALTH/PE CLASSROOM
- BROADCAST/RECORDING STUDIO

COUNT and AREA ONLY (TOTAL SF):

- LIBRARY
- SPECIAL ED RESOURCE
- DINING/COMMONS
- MODULAR/TEMP
- ADMINISTRATIVE & BUILDING SUPPORT SPACES
- AUDITORIUM (NOT INCL. STAGE)



CENTRAL HIGH SCHOOL

MAIN FLOOR PLAN

NO SCALE



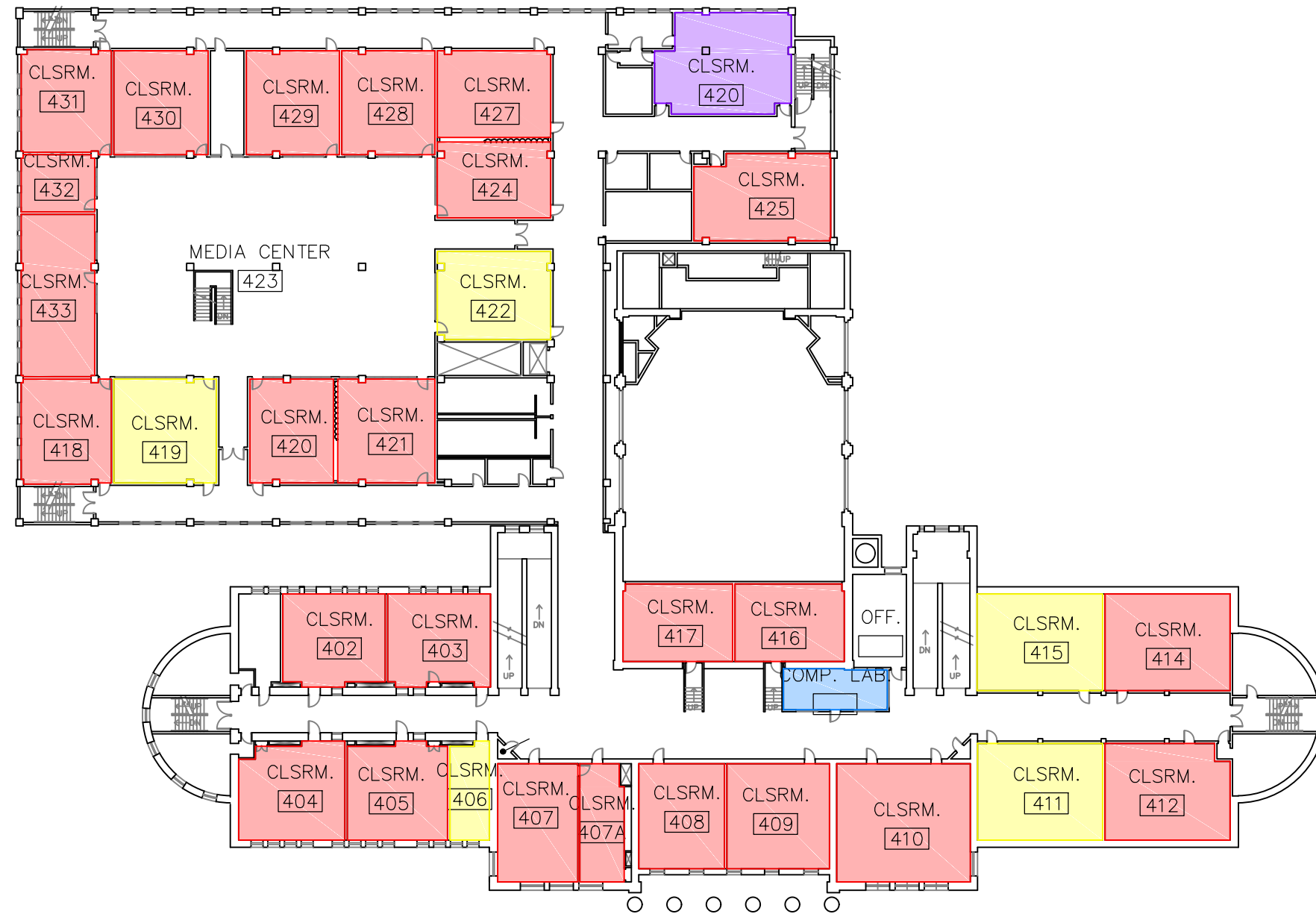
LEGEND:

COLOR, COUNT and AREA (TOTAL SF)

- GENERAL CLASSROOM
- SCIENCE
- SPECIAL ED.
- CTE (HEAVY)
- CTE (LIGHT)
- COMPUTER LAB
- ART
- MUSIC (INSTRUMENTAL)
- MUSIC (VOCAL)
- GYMNASIUM
- FITNESS/WEIGHTS/OTHER PE
- HEALTH/PE CLASSROOM
- BROADCAST/RECORDING STUDIO

COUNT and AREA ONLY (TOTAL SF):

- LIBRARY
- SPECIAL ED RESOURCE
- DINING/COMMONS
- MODULAR/TEMP
- ADMINISTRATIVE & BUILDING SUPPORT SPACES
- AUDITORIUM (NOT INCL. STAGE)



CENTRAL HIGH SCHOOL  
 FOURTH FLOOR PLAN  
 NO SCALE



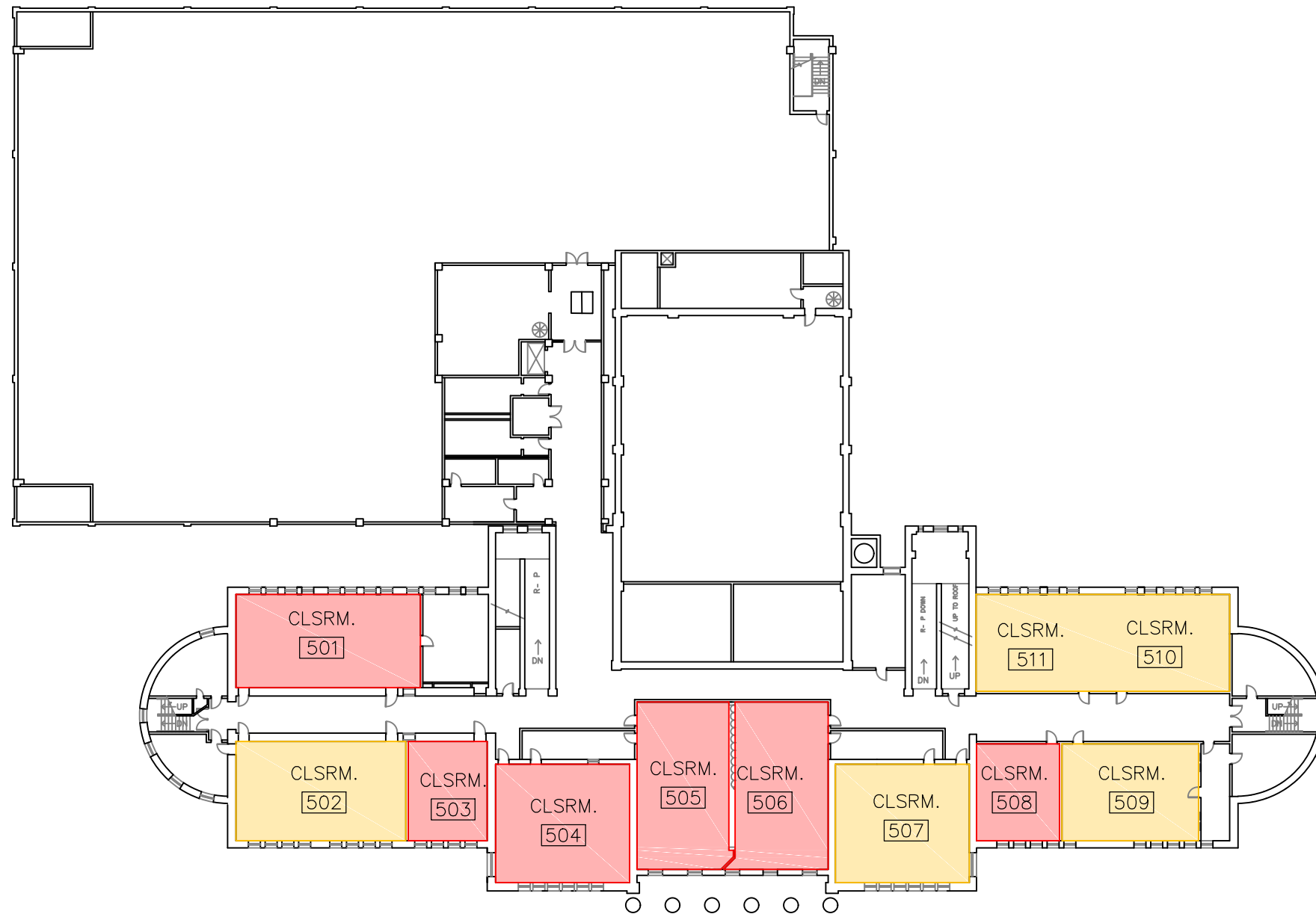
LEGEND:

COLOR, COUNT and AREA (TOTAL SF)

- GENERAL CLASSROOM
- SCIENCE
- SPECIAL ED.
- CTE (HEAVY)
- CTE (LIGHT)
- COMPUTER LAB
- ART
- MUSIC (INSTRUMENTAL)
- MUSIC (VOCAL)
- GYMNASIUM
- FITNESS/WEIGHTS/OTHER PE
- HEALTH/PE CLASSROOM
- BROADCAST/RECORDING STUDIO

COUNT and AREA ONLY (TOTAL SF):

- LIBRARY
- SPECIAL ED RESOURCE
- DINING/COMMONS
- MODULAR/TEMP
- ADMINISTRATIVE & BUILDING SUPPORT SPACES
- AUDITORIUM (NOT INCL. STAGE)



CENTRAL HIGH SCHOOL  
 FIFTH FLOOR PLAN  
 NO SCALE





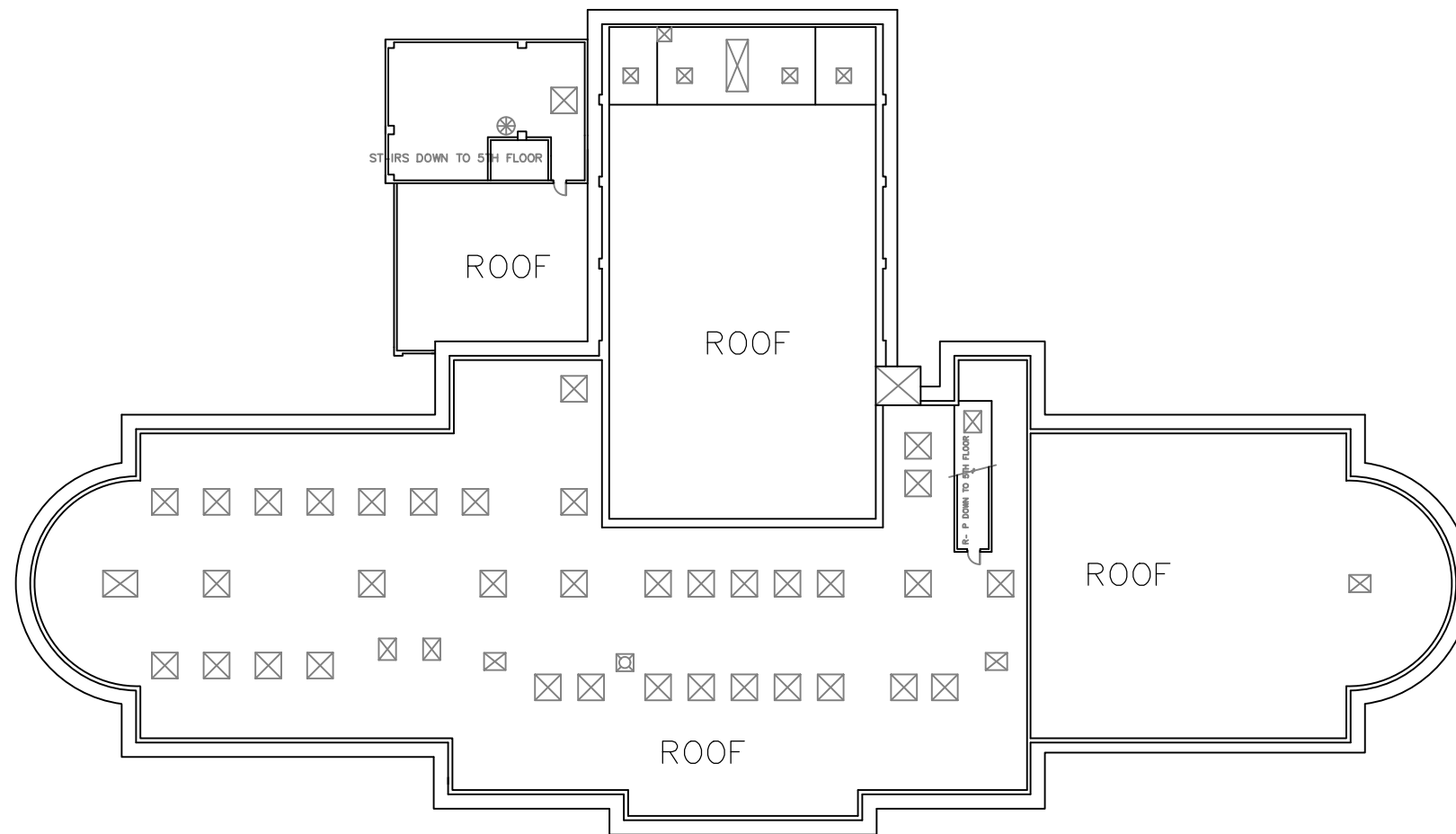
**LEGEND:**

**COLOR, COUNT and AREA (TOTAL SF)**

- GENERAL CLASSROOM
- SCIENCE
- SPECIAL ED.
- CTE (HEAVY)
- CTE (LIGHT)
- COMPUTER LAB
- ART
- MUSIC (INSTRUMENTAL)
- MUSIC (VOCAL)
- GYMNASIUM
- FITNESS/WEIGHTS/OTHER PE
- HEALTH/PE CLASSROOM
- BROADCAST/RECORDING STUDIO

**COUNT and AREA ONLY (TOTAL SF):**

- LIBRARY
- SPECIAL ED RESOURCE
- DINING/COMMONS
- MODULAR/TEMP
- ADMINISTRATIVE & BUILDING SUPPORT SPACES
- AUDITORIUM (NOT INCL. STAGE)



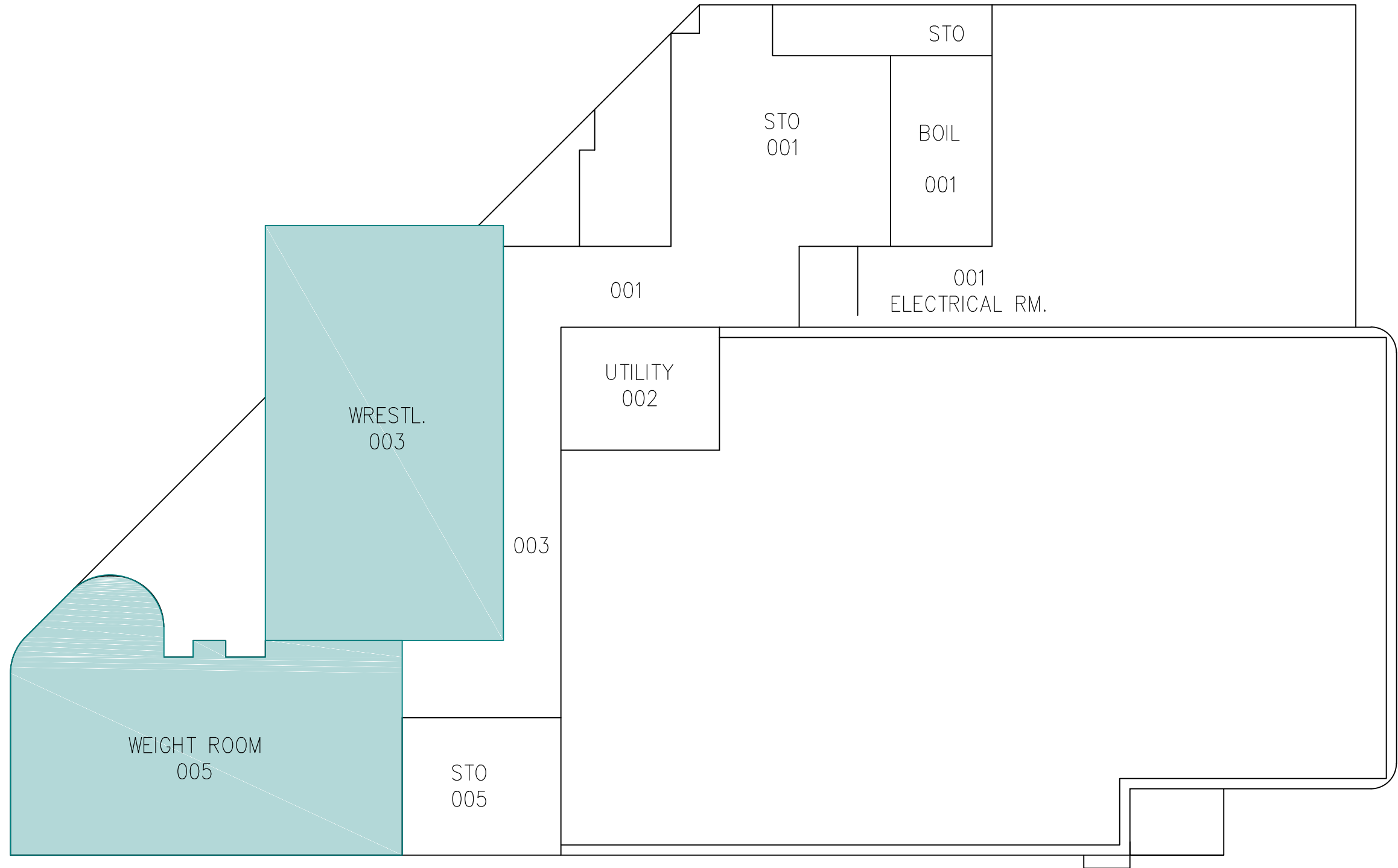
**LEGEND:**

**COLOR, COUNT and AREA (TOTAL SF)**

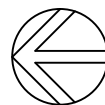
- GENERAL CLASSROOM
- SCIENCE
- SPECIAL ED.
- CTE (HEAVY)
- CTE (LIGHT)
- COMPUTER LAB
- ART
- MUSIC (INSTRUMENTAL)
- MUSIC (VOCAL)
- GYMNASIUM
- FITNESS/WEIGHTS/OTHER PE
- HEALTH/PE CLASSROOM
- BROADCAST/RECORDING STUDIO

**COUNT and AREA ONLY (TOTAL SF):**

- LIBRARY
- SPECIAL ED RESOURCE
- DINING/COMMONS
- MODULAR/TEMP
- ADMINISTRATIVE & BUILDING SUPPORT SPACES
- AUDITORIUM (NOT INCL. STAGE)



**CENTRAL GYM  
FIRST FLOOR PLAN  
NO SCALE**



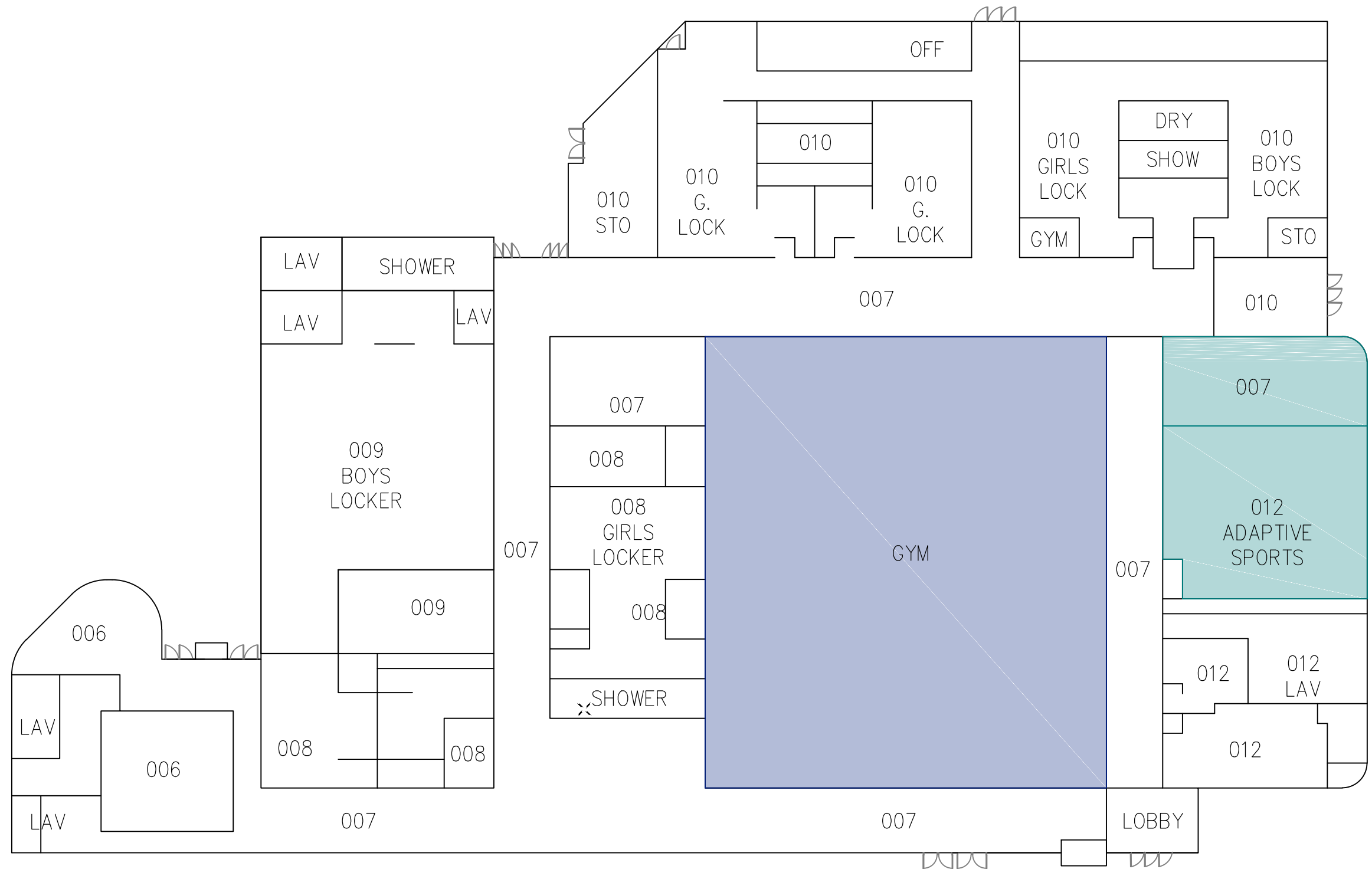
**LEGEND:**

**COLOR, COUNT and AREA (TOTAL SF)**

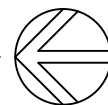
- GENERAL CLASSROOM
- SCIENCE
- SPECIAL ED.
- CTE (HEAVY)
- CTE (LIGHT)
- COMPUTER LAB
- ART
- MUSIC (INSTRUMENTAL)
- MUSIC (VOCAL)
- GYMNASIUM
- FITNESS/WEIGHTS/OTHER PE
- HEALTH/PE CLASSROOM
- BROADCAST/RECORDING STUDIO

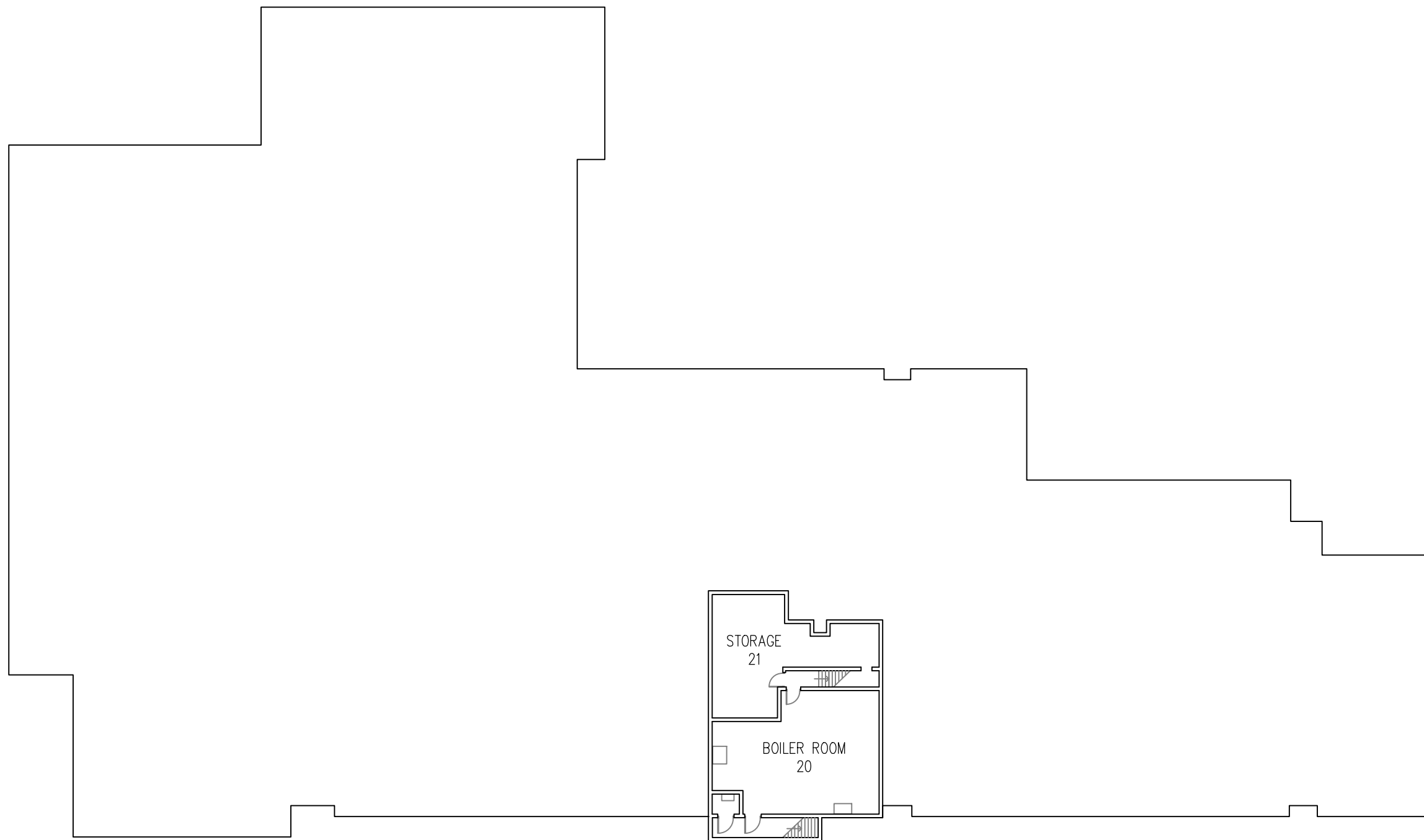
**COUNT and AREA ONLY (TOTAL SF):**

- LIBRARY
- SPECIAL ED RESOURCE
- DINING/COMMONS
- MODULAR/TEMP
- ADMINISTRATIVE & BUILDING SUPPORT SPACES
- AUDITORIUM (NOT INCL. STAGE)



**CENTRAL GYM  
FIRST FLOOR PLAN  
NO SCALE**





**COLOR, COUNT and AREA (TOTAL SF)**

- PRE-KINDERGARTEN
- KINDERGARTEN
- GRADES 1-3
- GRADES 4-5:
- GRADES 6-8 (in K-8 ONLY):
- SPECIAL ED. SELF-CONTAINED,

**COUNT and AREA ONLY (TOTAL SF):**

- ART (and SCIENCE)
- MUSIC
- SCIENCE
- SPECIAL ED. RESOURCE
- PE/MULTI-PURPOSE/AUDITORIUM
- COMPUTER LAB
- MODULAR/TEMP CLASSROOMS
- ADMINISTRATIVE & BUILDING SUPPORT SPACES

**COLUMBIAN ELEMENTARY SCHOOL**  
**BASEMENT PLAN**  
 NO SCALE





**COLOR, COUNT and AREA (TOTAL SF)**

- PRE-KINDERGARTEN
- KINDERGARTEN
- GRADES 1-3
- GRADES 4-5:
- GRADES 6-8 (in K-8 ONLY):
- SPECIAL ED. SELF-CONTAINED,

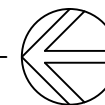
**COUNT and AREA ONLY (TOTAL SF):**

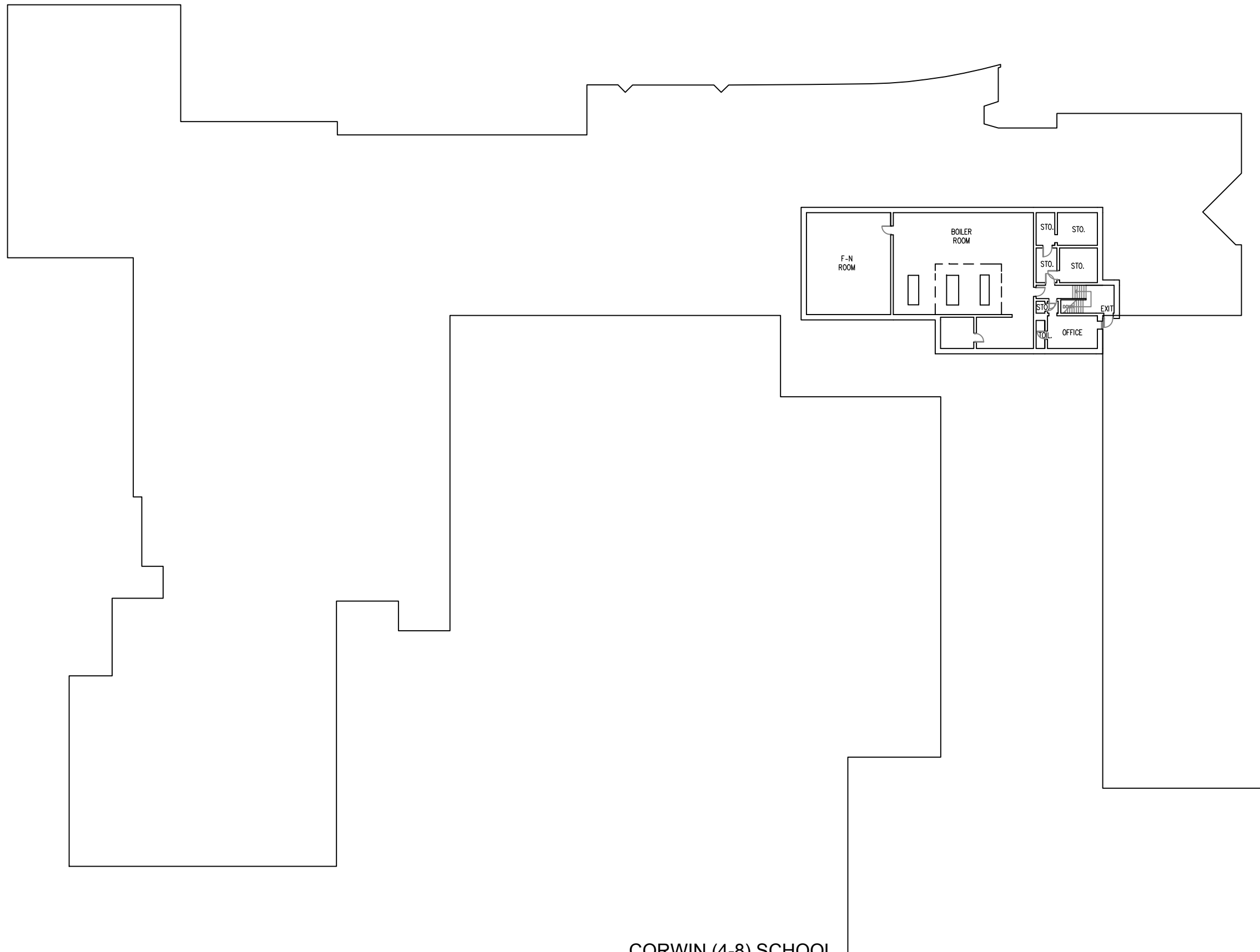
- ART (and SCIENCE)
- MUSIC
- SCIENCE
- SPECIAL ED. RESOURCE
- PE/MULTI-PURPOSE/AUDITORIUM
- COMPUTER LAB
- MODULAR/TEMP CLASSROOMS
- ADMINISTRATIVE & BUILDING SUPPORT SPACES

**COLUMBIAN ELEMENTARY SCHOOL**

**FIRST FLOOR PLAN**

NO SCALE





**LEGEND:**

**COLOR, COUNT and AREA (TOTAL SF)**

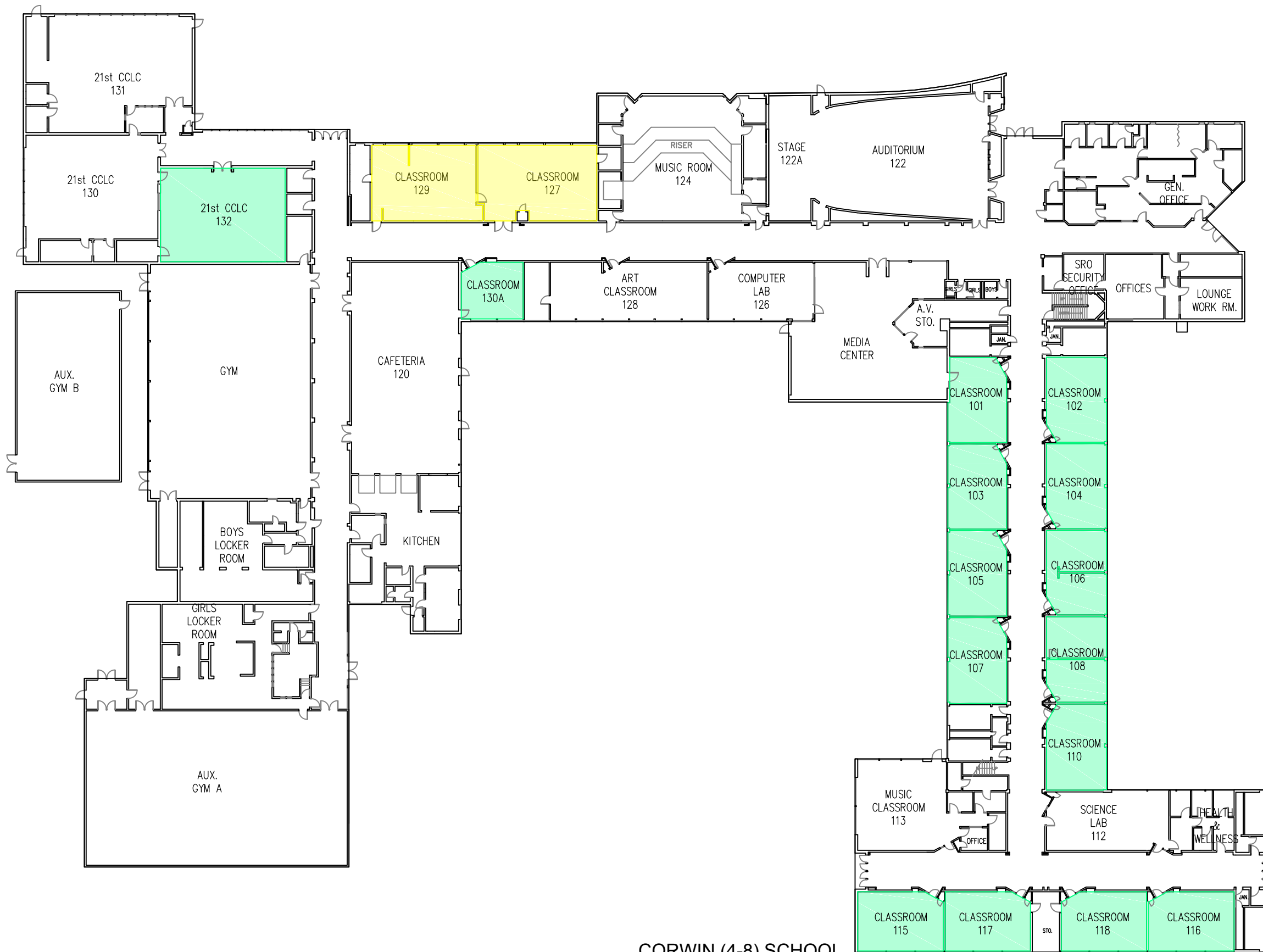
- PRE-KINDERGARTEN:
- KINDERGARTEN:
- GRADES 1-3
- GRADES 4-5:
- GRADES 6-8 (in K-8 ONLY)
- SPECIAL ED. SELF-CONTAINED,

**COUNT and AREA ONLY (TOTAL SF):**

- ART (and SCIENCE)
- MUSIC
- SCIENCE
- SPECIAL ED. RESOURCE:
- PE/MULTI-PURPOSE/AUDITORIUM
- COMPUTER LAB
- MODULAR/TEMP CLASSROOMS
- ADMINISTRATIVE & BUILDING SUPPORT SPACES

**CORWIN (4-8) SCHOOL**  
**BASEMENT PLAN**  
 NO SCALE





**LEGEND:**

**COLOR, COUNT and AREA (TOTAL SF)**

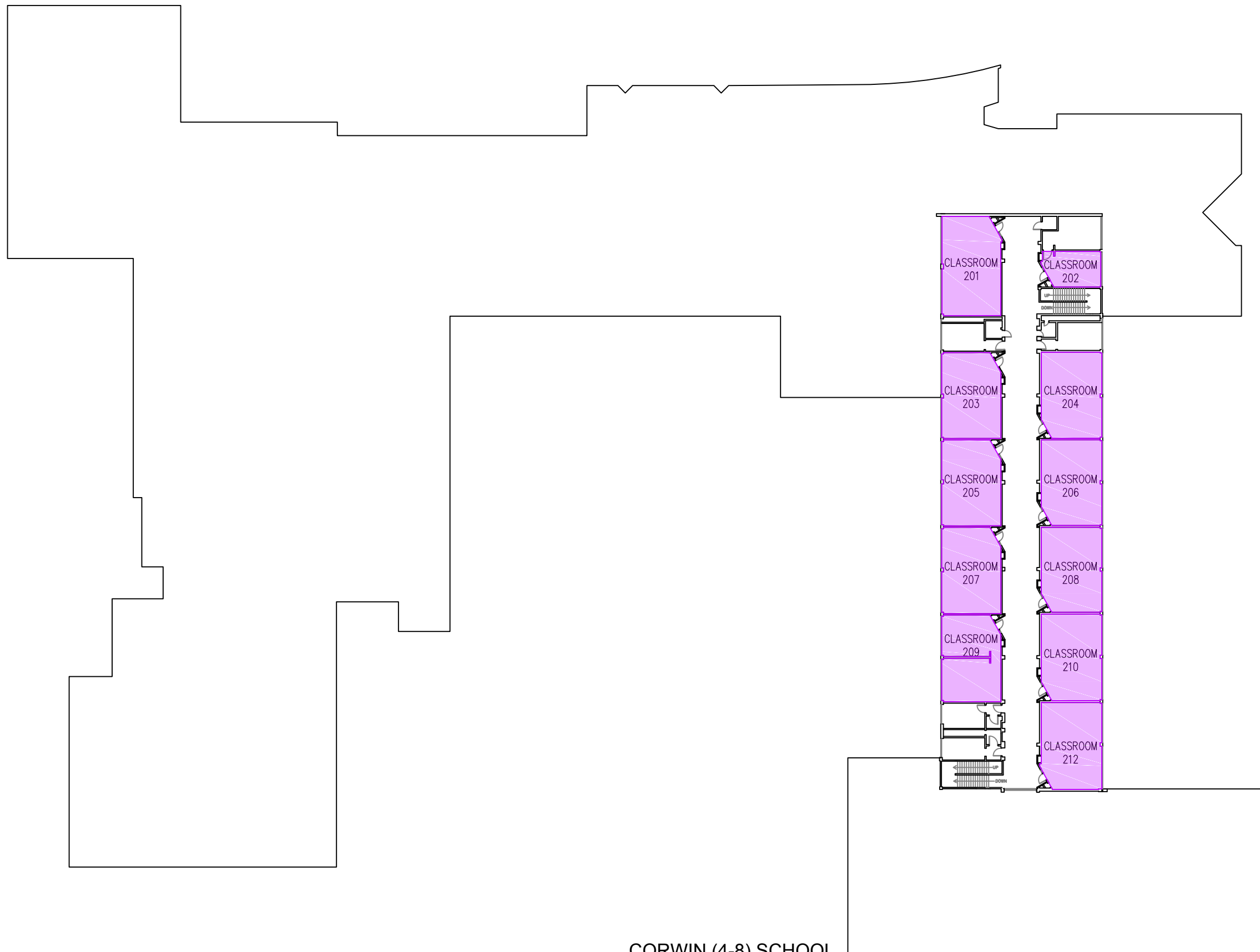
- PRE-KINDERGARTEN:
- KINDERGARTEN:
- GRADES 1-3
- GRADES 4-5:
- GRADES 6-8 (in K-8 ONLY)
- SPECIAL ED. SELF-CONTAINED,

**COUNT and AREA ONLY (TOTAL SF):**

- ART (and SCIENCE)
- MUSIC
- SCIENCE
- SPECIAL ED. RESOURCE:
- PE/MULTI-PURPOSE/AUDITORIUM
- COMPUTER LAB
- MODULAR/TEMP CLASSROOMS
- ADMINISTRATIVE & BUILDING SUPPORT SPACES

**CORWIN (4-8) SCHOOL**  
**FIRST FLOOR PLAN**  
 NO SCALE





**LEGEND:**

**COLOR, COUNT and AREA (TOTAL SF)**

- PRE-KINDERGARTEN:
- KINDERGARTEN:
- GRADES 1-3
- GRADES 4-5:
- GRADES 6-8 (in K-8 ONLY)
- SPECIAL ED. SELF-CONTAINED,

**COUNT and AREA ONLY (TOTAL SF):**

- ART (and SCIENCE)
- MUSIC
- SCIENCE
- SPECIAL ED. RESOURCE:
- PE/MULTI-PURPOSE/AUDITORIUM
- COMPUTER LAB
- MODULAR/TEMP CLASSROOMS
- ADMINISTRATIVE & BUILDING SUPPORT SPACES

**CORWIN (4-8) SCHOOL  
SECOND FLOOR PLAN  
NO SCALE**





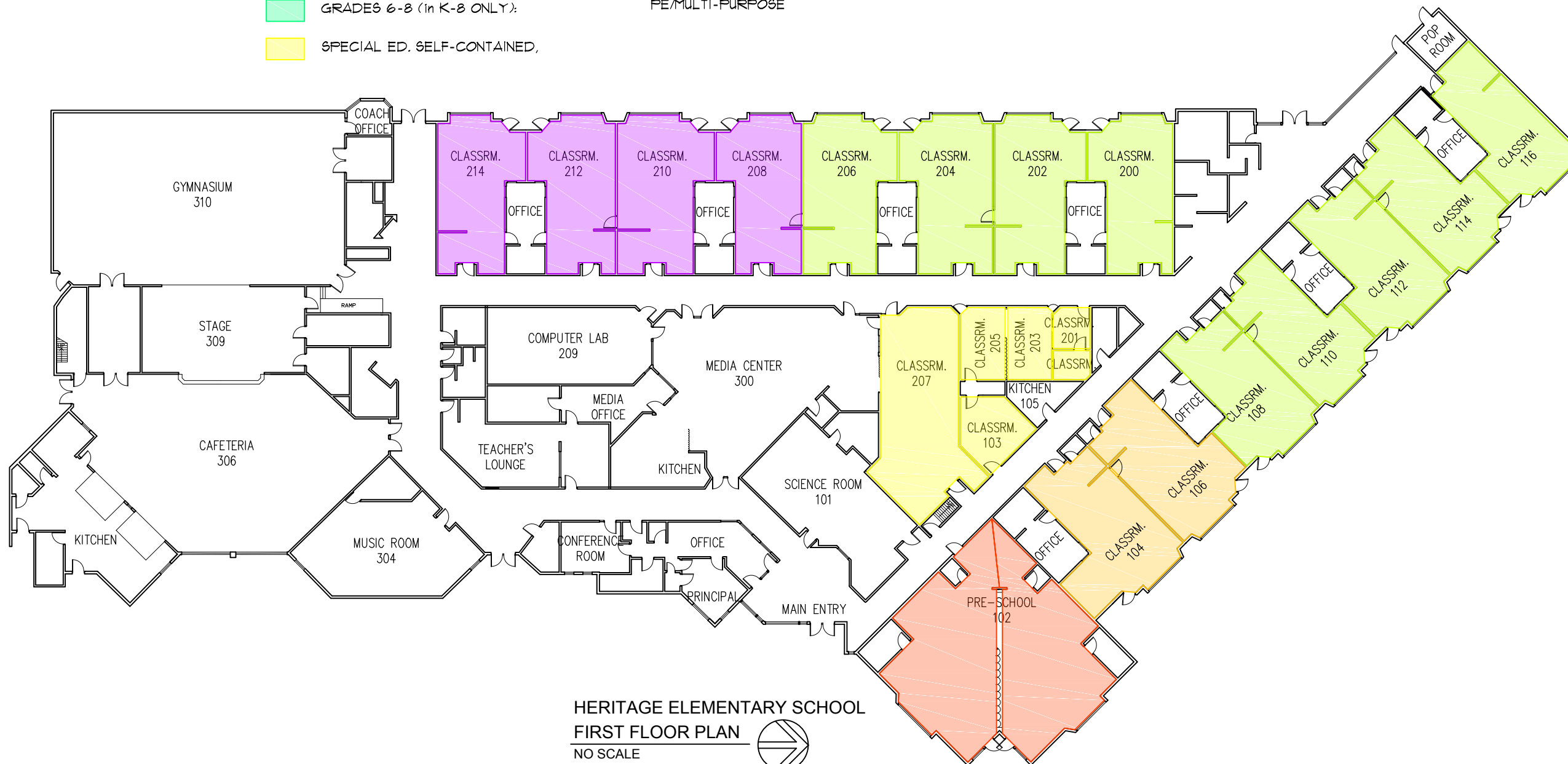
**LEGEND:**

**COLOR, COUNT and AREA (TOTAL SF)**

- PRE-KINDERGARTEN
- KINDERGARTEN
- GRADES 1-3
- GRADES 4-5:
- GRADES 6-8 (in K-8 ONLY):
- SPECIAL ED. SELF-CONTAINED,

**COUNT and AREA ONLY (TOTAL SF):**

- ART:
- MUSIC
- SCIENCE
- SPECIAL ED. RESOURCE:
- PE/MULTI-PURPOSE
- COMPUTER LAB
- MODULAR/TEMP CLASSROOMS
- ADMINISTRATIVE & BUILDING SUPPORT SPACES



HERITAGE ELEMENTARY SCHOOL  
 FIRST FLOOR PLAN  
 NO SCALE



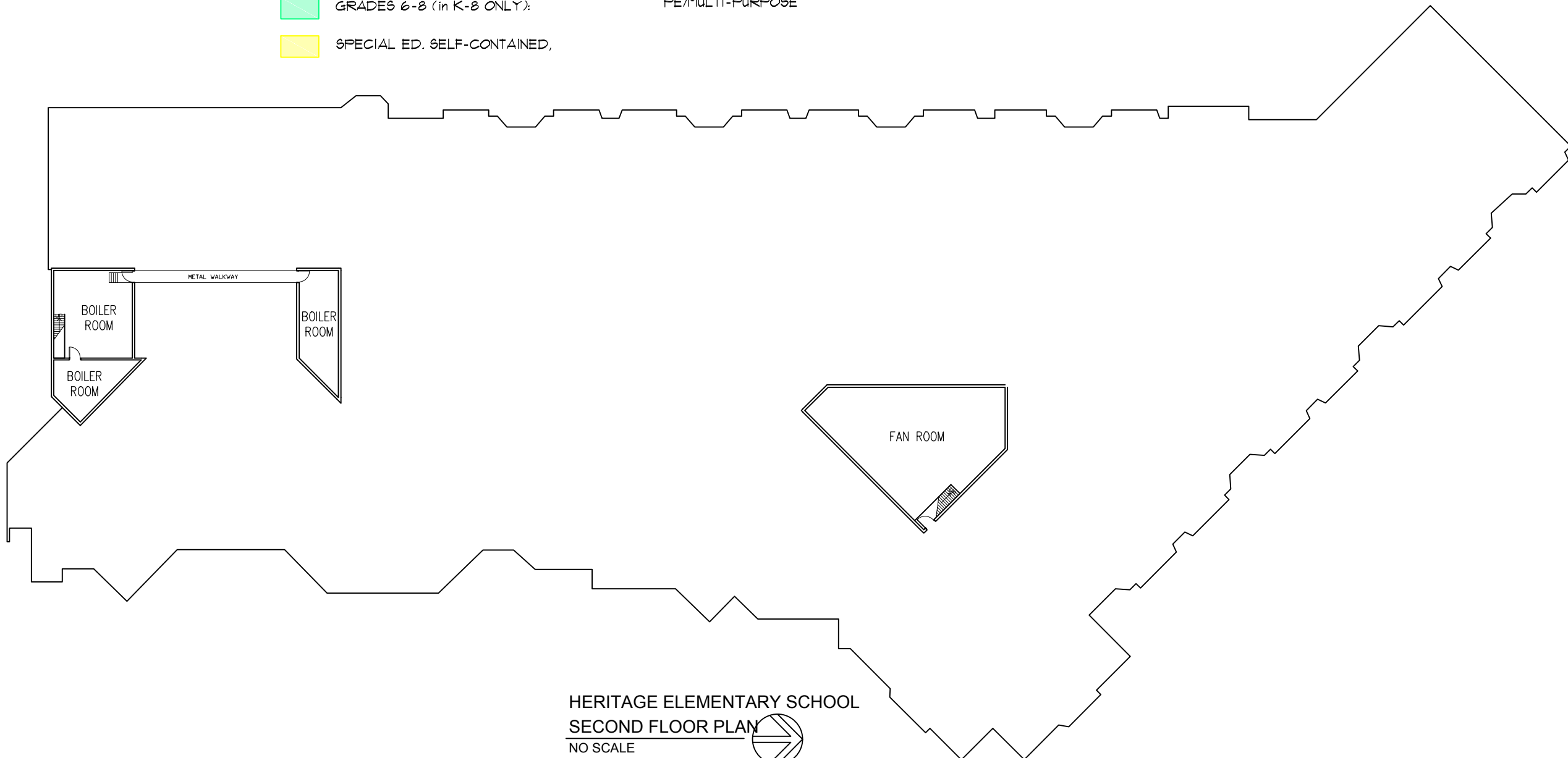
**LEGEND:**

**COLOR, COUNT and AREA (TOTAL SF)**

- PRE-KINDERGARTEN
- KINDERGARTEN
- GRADES 1-3
- GRADES 4-5:
- GRADES 6-8 (in K-8 ONLY):
- SPECIAL ED. SELF-CONTAINED,

**COUNT and AREA ONLY (TOTAL SF):**

- ART:
- MUSIC
- SCIENCE
- SPECIAL ED. RESOURCE:
- PE/MULTI-PURPOSE
- COMPUTER LAB
- MODULAR/TEMP CLASSROOMS
- ADMINISTRATIVE & BUILDING SUPPORT SPACES









HERITAGE ELEMENTARY SCHOOL  
 SECOND FLOOR PLAN  
 NO SCALE



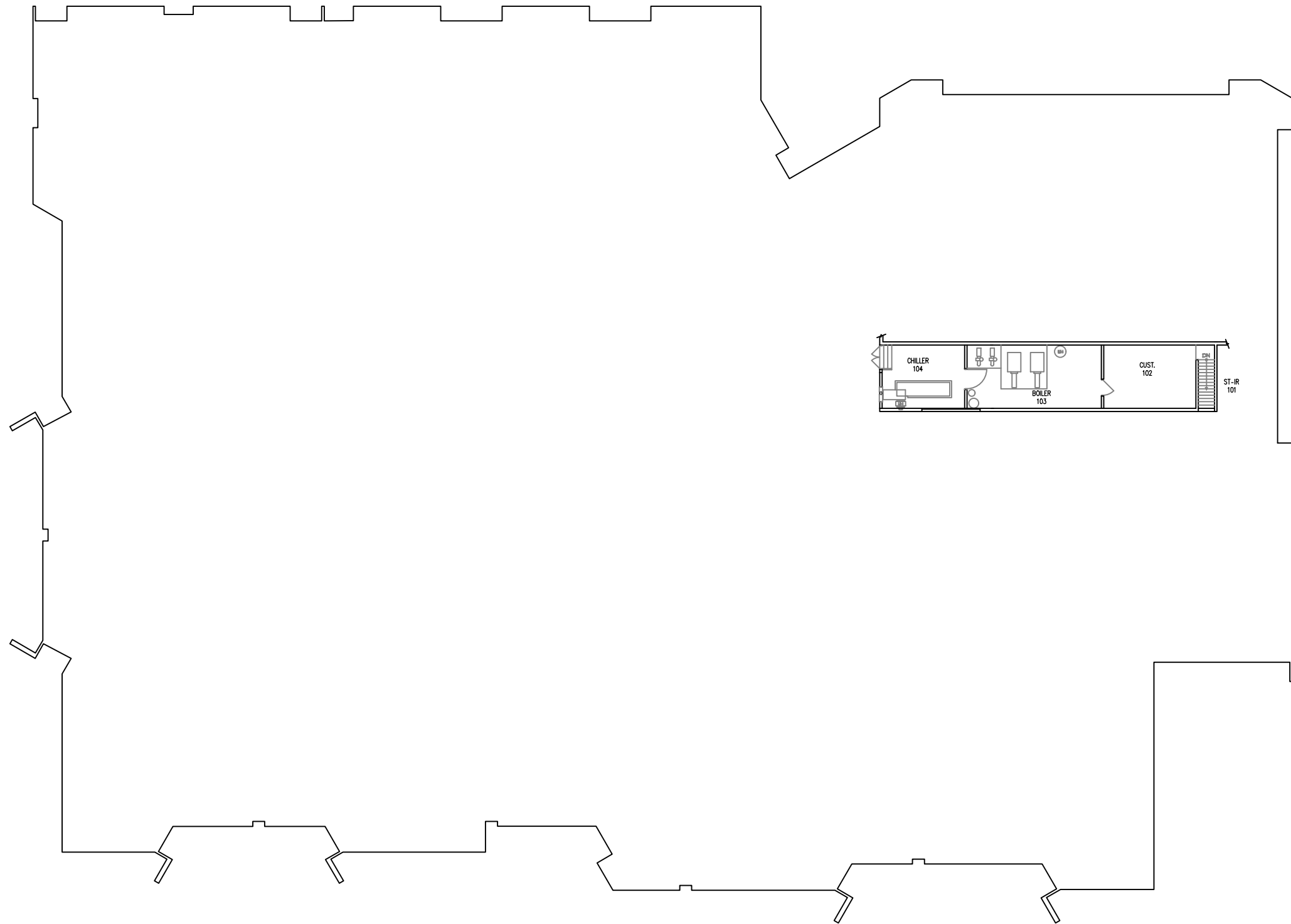
LEGEND:

COLOR, COUNT and AREA (TOTAL SF)

-  PRE-KINDERGARTEN
-  KINDERGARTEN
-  GRADES 1-3
-  GRADES 4-5:
-  GRADES 6-8 (in K-8 ONLY):
-  SPECIAL ED. SELF-CONTAINED,

COUNT and AREA ONLY (TOTAL SF):

- ART:
- MUSIC
- SCIENCE:
- SPECIAL ED. RESOURCE:
- PE/MULTI-PURPOSE/AUDITORIUM
- COMPUTER LAB
- MODULAR/TEMP CLASSROOMS
- ADMINISTRATIVE & BUILDING SUPPORT SPACES



**LEGEND:**

**COLOR, COUNT and AREA (TOTAL SF)**

- PRE-KINDERGARTEN
- KINDERGARTEN
- GRADES 1-3
- GRADES 4-5:
- GRADES 6-8 (in K-8 ONLY):
- SPECIAL ED. SELF-CONTAINED,

**COUNT and AREA ONLY (TOTAL SF):**







- ART:
- MUSIC
- SCIENCE:
- SPECIAL ED. RESOURCE:
- PE/MULTI-PURPOSE/AUDITORIUM
- COMPUTER LAB
- MODULAR/TEMP CLASSROOMS
- ADMINISTRATIVE & BUILDING SUPPORT SPACES





LEGEND:

COLOR, COUNT and AREA (TOTAL SF)

-  PRE-KINDERGARTEN
-  KINDERGARTEN
-  GRADES 1-3
-  GRADES 4-5:
-  GRADES 6-8 (in K-8 ONLY):
-  SPECIAL ED. SELF-CONTAINED:

COUNT and AREA ONLY (TOTAL SF):

ART:

MUSIC

SCIENCE:

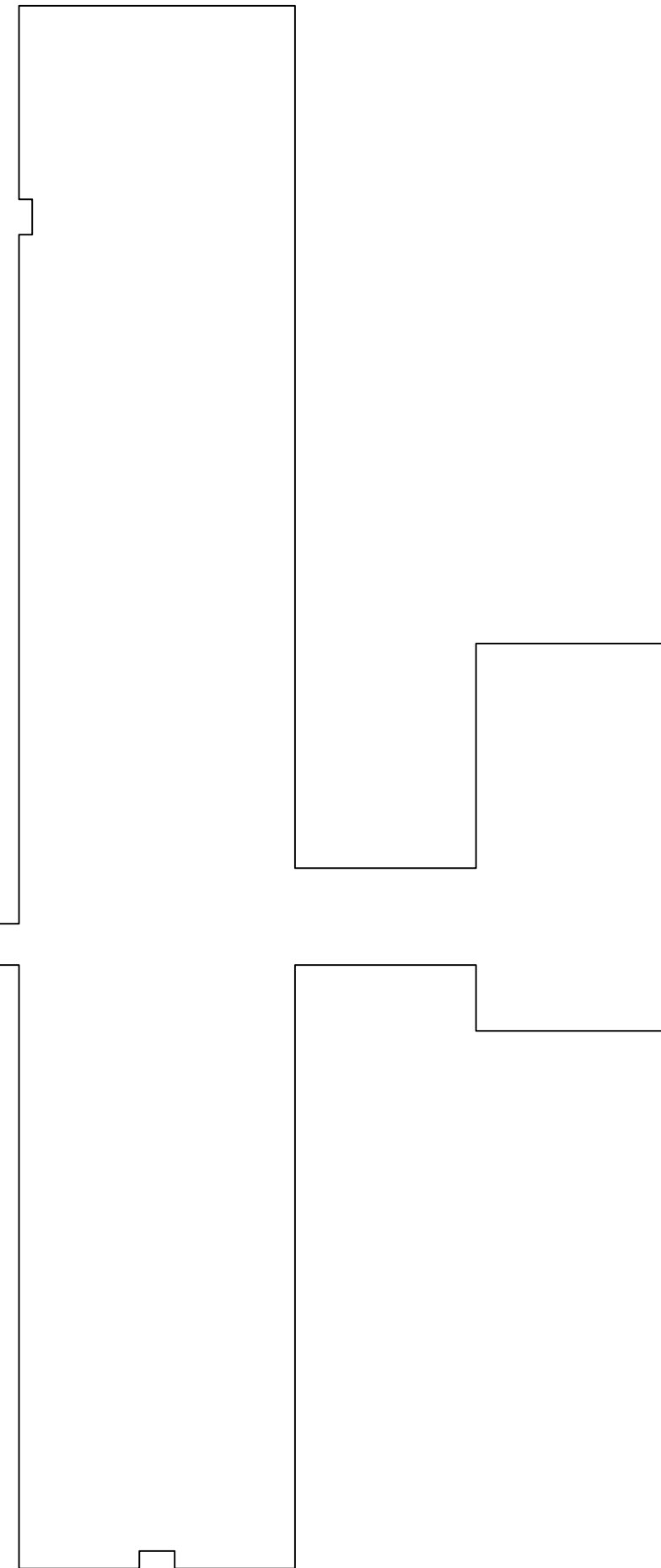
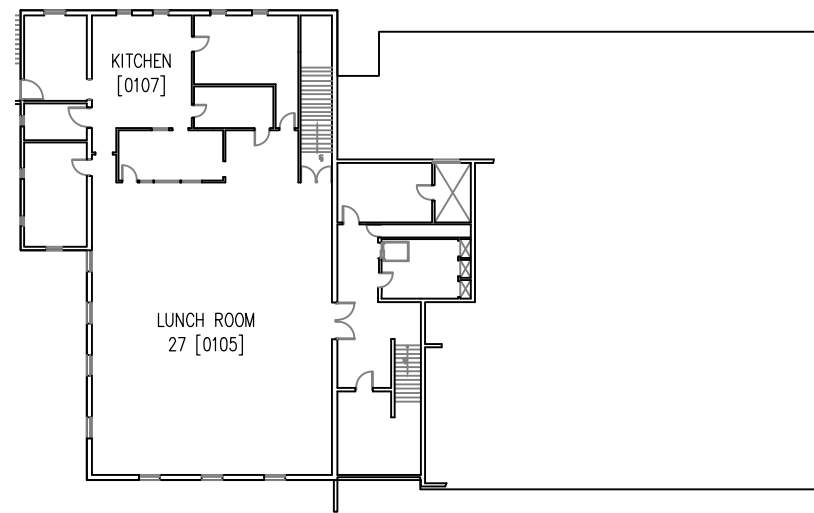
SPECIAL ED. RESOURCE:

PE/MULTI-PURPOSE

COMPUTER LAB

MODULAR/TEMP CLASSROOMS

ADMINISTRATIVE & BUILDING SUPPORT SPACES



BELMONT ELEMENTARY SCHOOL  
BASEMENT PLAN  
NO SCALE



**LEGEND:**

**COLOR, COUNT and AREA (TOTAL SF)**

- PRE-KINDERGARTEN
- KINDERGARTEN
- GRADES 1-3
- GRADES 4-5:
- GRADES 6-8 (in K-8 ONLY):
- SPECIAL ED. SELF-CONTAINED:

**COUNT and AREA ONLY (TOTAL SF):**

- ART:
- MUSIC
- SCIENCE:
- SPECIAL ED. RESOURCE:
- PE/MULTI-PURPOSE
- COMPUTER LAB
- MODULAR/TEMP CLASSROOMS
- ADMINISTRATIVE & BUILDING SUPPORT SPACES









**BELMONT ELEMENTARY SCHOOL**  
**FIRST FLOOR PLAN**  
 NO SCALE



LEGEND:

COLOR, COUNT and AREA (TOTAL SF)

-  PRE-KINDERGARTEN
-  KINDERGARTEN
-  GRADES 1-3
-  GRADES 4-5:
-  GRADES 6-8 (in K-8 ONLY):
-  SPECIAL ED. SELF-CONTAINED:

COUNT and AREA ONLY (TOTAL SF):

ART:

MUSIC

SCIENCE:

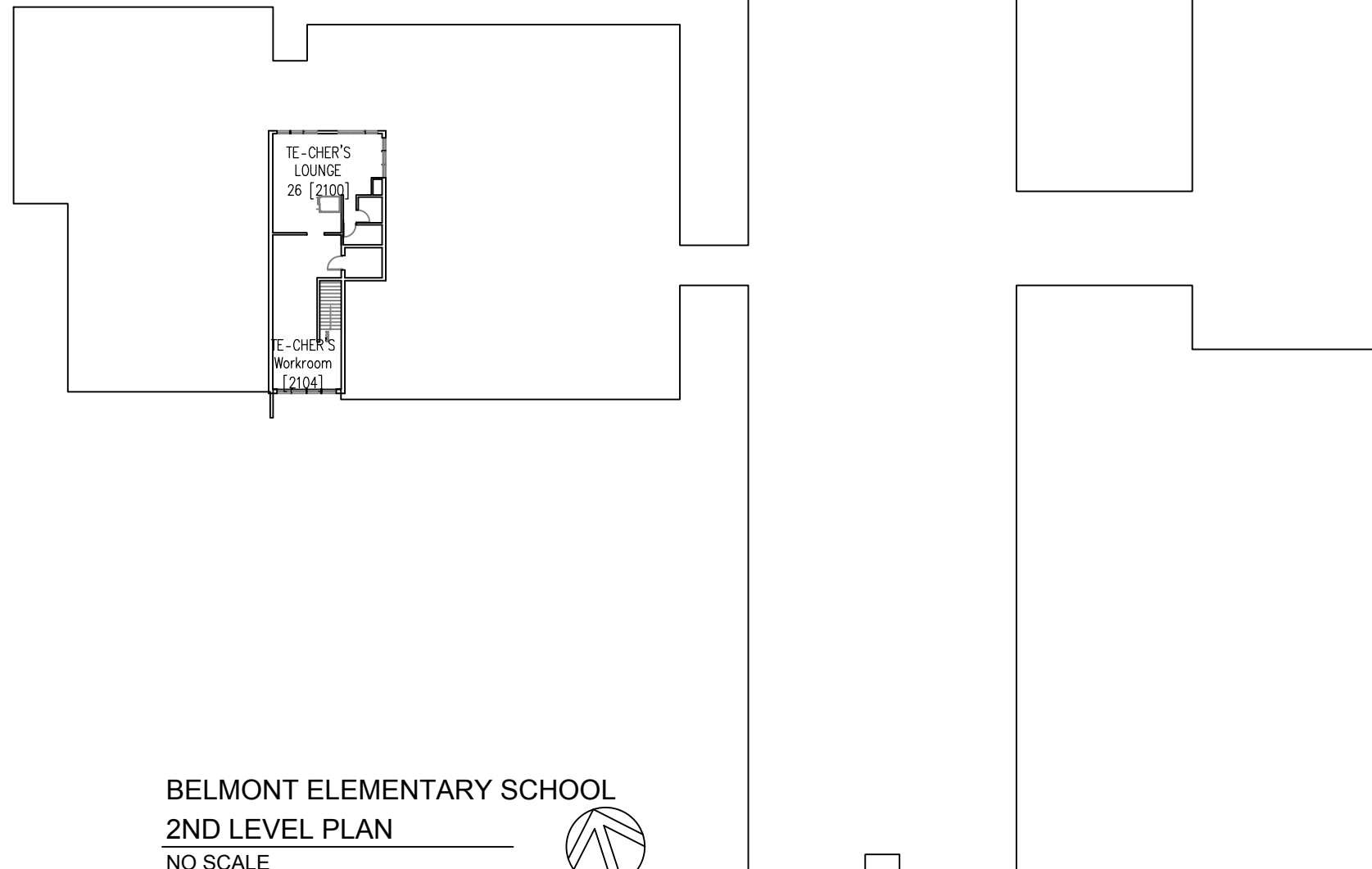
SPECIAL ED. RESOURCE:

PE/MULTI-PURPOSE

COMPUTER LAB

MODULAR/TEMP CLASSROOMS

ADMINISTRATIVE & BUILDING SUPPORT SPACES



BELMONT ELEMENTARY SCHOOL  
2ND LEVEL PLAN  
NO SCALE





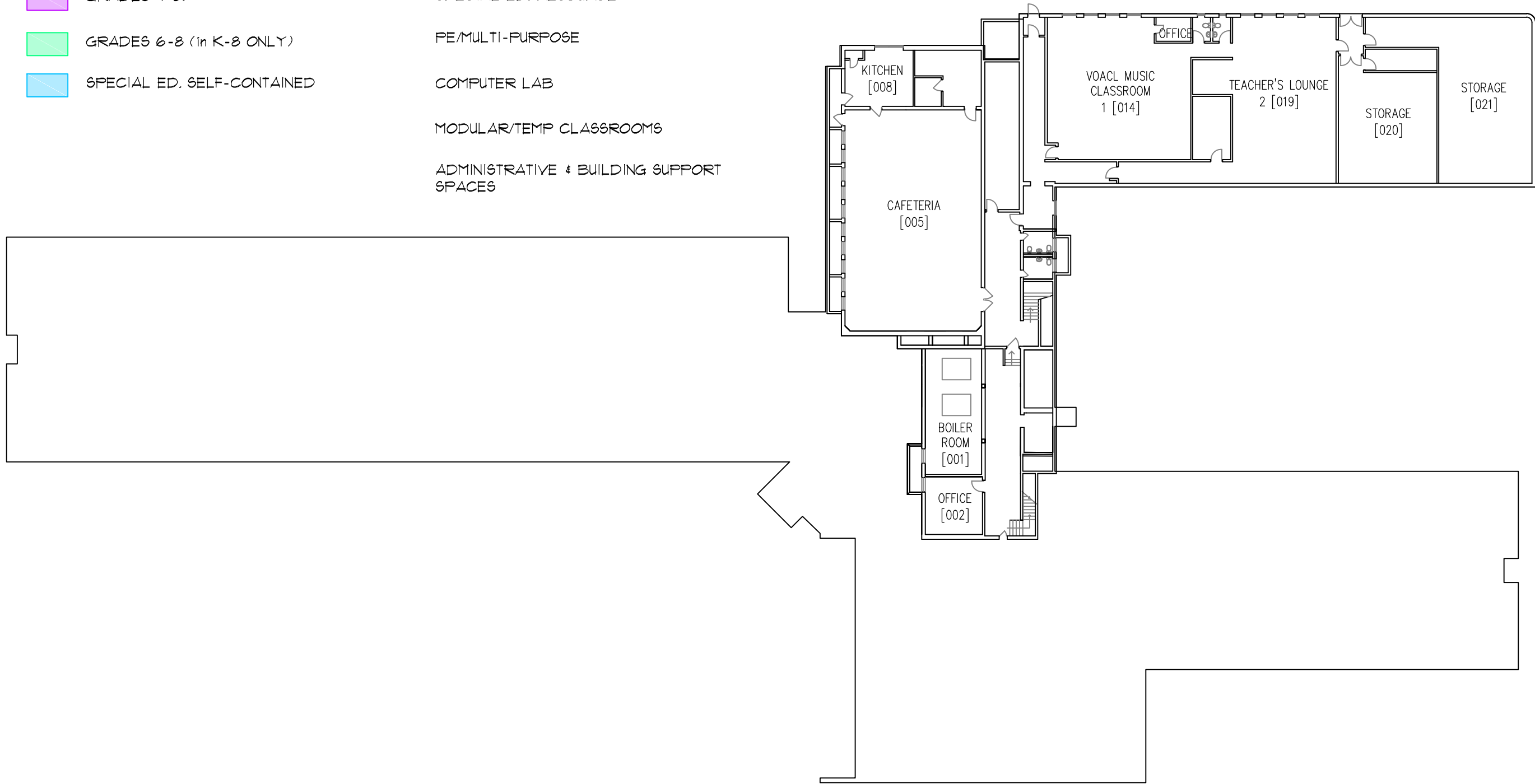
LEGEND:

COLOR, COUNT and AREA (TOTAL SF):

- PRE-KINDERGARTEN
- KINDERGARTEN
- GRADES 1-3
- GRADES 4-5:
- GRADES 6-8 (in K-8 ONLY)
- SPECIAL ED. SELF-CONTAINED

COUNT and AREA ONLY (TOTAL SF):

- ART
- MUSIC
- SCIENCE
- SPECIAL ED. RESOURCE
- PE/MULTI-PURPOSE
- COMPUTER LAB
- MODULAR/TEMP CLASSROOMS
- ADMINISTRATIVE & BUILDING SUPPORT SPACES



BRADFORD ELEMENTARY SCHOOL  
 BASEMENT PLAN  
 NO SCALE



LEGEND:

COLOR, COUNT and AREA (TOTAL SF):

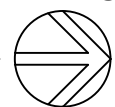
- PRE-KINDERGARTEN
- KINDERGARTEN
- GRADES 1-3
- GRADES 4-5:
- GRADES 6-8 (in K-8 ONLY)
- SPECIAL ED. SELF-CONTAINED

COUNT and AREA ONLY (TOTAL SF):

- ART
- MUSIC
- SCIENCE
- SPECIAL ED. RESOURCE
- PE/MULTI-PURPOSE
- COMPUTER LAB
- MODULAR/TEMP CLASSROOMS
- ADMINISTRATIVE & BUILDING SUPPORT SPACES



BRADFORD ELEMENTARY SCHOOL  
 FIRST FLOOR PLAN  
 NO SCALE



LEGEND:

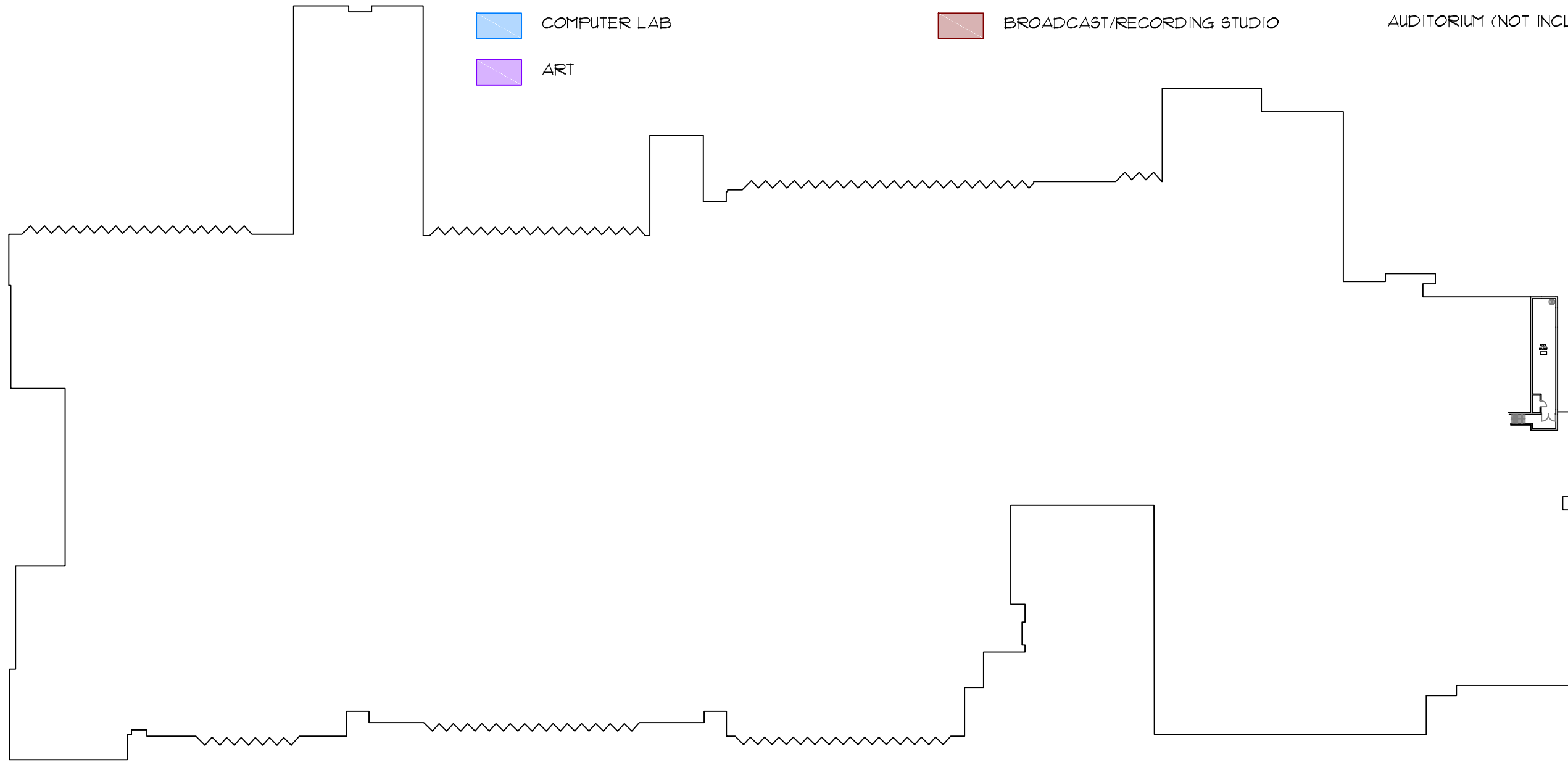
COLOR, COUNT and AREA (TOTAL SF)

- GENERAL CLASSROOM
- SCIENCE
- SPECIAL ED.,
- CTE (HEAVY)
- CTE (LIGHT)
- COMPUTER LAB
- ART

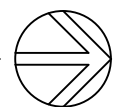
- MUSIC (INSTRUMENTAL)
- MUSIC (VOCAL)
- GYMNASIUM
- FITNESS/WEIGHTS/OTHER PE
- HEALTH/PE CLASSROOM
- BROADCAST/RECORDING STUDIO

COUNT and AREA ONLY (TOTAL SF):

- LIBRARY
- SPECIAL ED RESOURCE
- DINING/COMMONS
- MODULAR/TEMP
- ADMINISTRATIVE & BUILDING SUPPORT SPACES
- AUDITORIUM (NOT INCL. STAGE)



EAST HIGH SCHOOL  
BASEMENT PLAN  
NO SCALE



LEGEND:

COLOR, COUNT and AREA (TOTAL SF)

COUNT and AREA ONLY (TOTAL SF):

- GENERAL CLASSROOM
- SCIENCE
- SPECIAL ED.,
- CTE (HEAVY)
- CTE (LIGHT)
- COMPUTER LAB
- ART
- MUSIC (INSTRUMENTAL)
- MUSIC (VOCAL)
- GYMNASIUM
- FITNESS/WEIGHTS/OTHER PE
- HEALTH/PE CLASSROOM
- BROADCAST/RECORDING STUDIO

- LIBRARY
- SPECIAL ED RESOURCE
- DINING/COMMONS
- MODULAR/TEMP
- ADMINISTRATIVE & BUILDING SUPPORT SPACES
- AUDITORIUM (NOT INCL. STAGE)



EAST HIGH SCHOOL  
 MAIN FLOOR PLAN  
 NO SCALE



LEGEND:

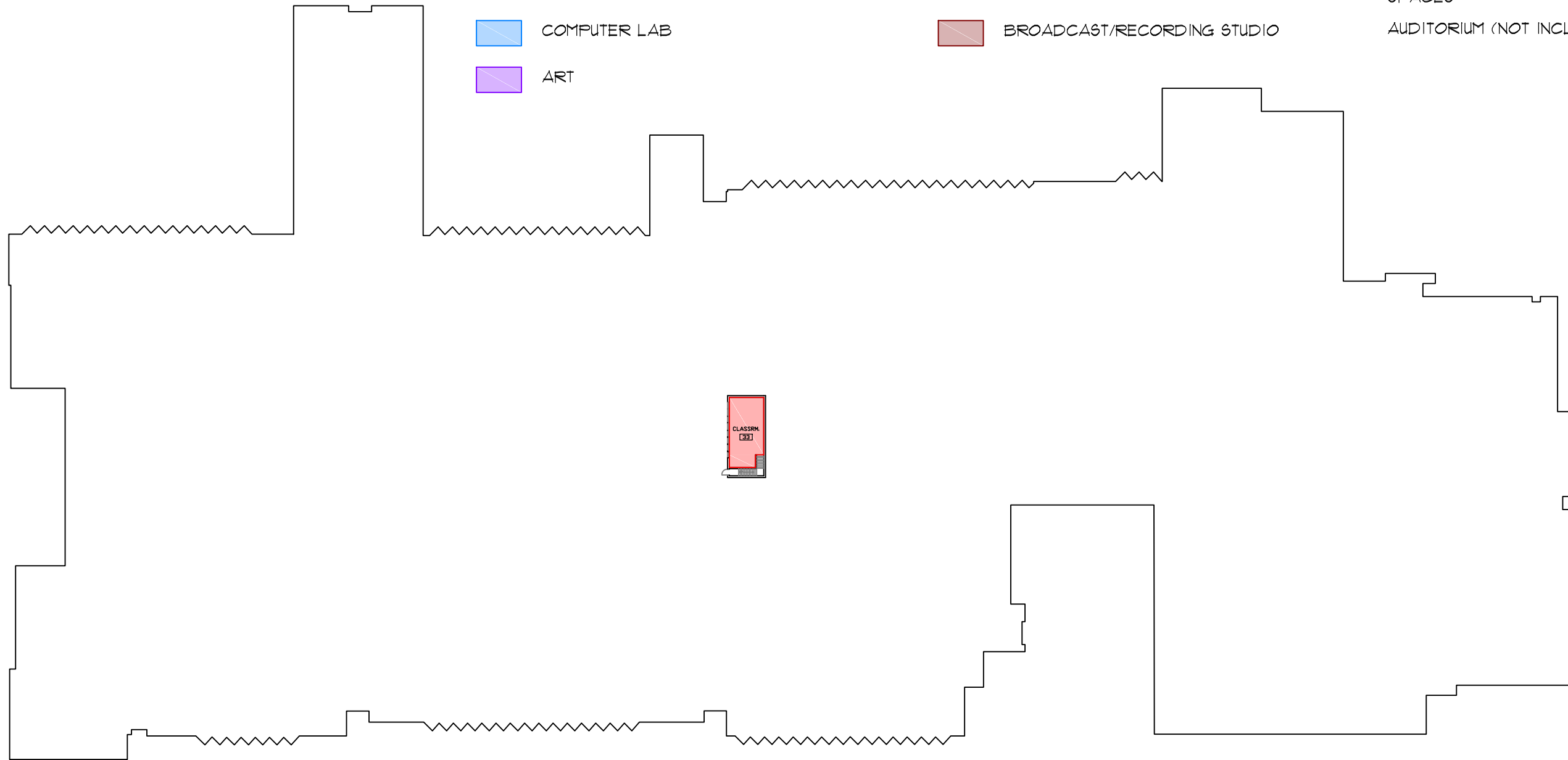
COLOR, COUNT and AREA (TOTAL SF)

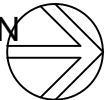
-  GENERAL CLASSROOM
-  SCIENCE
-  SPECIAL ED.,
-  CTE (HEAVY)
-  CTE (LIGHT)
-  COMPUTER LAB
-  ART

-  MUSIC (INSTRUMENTAL)
-  MUSIC (VOCAL)
-  GYMNASIUM
-  FITNESS/WEIGHTS/OTHER PE
-  HEALTH/PE CLASSROOM
-  BROADCAST/RECORDING STUDIO

COUNT and AREA ONLY (TOTAL SF):




- LIBRARY
- SPECIAL ED RESOURCE
- DINING/COMMONS
- MODULAR/TEMP
- ADMINISTRATIVE & BUILDING SUPPORT SPACES
- AUDITORIUM (NOT INCL. STAGE)



EAST HIGH SCHOOL  
SECOND FLOOR PLAN  
NO SCALE 

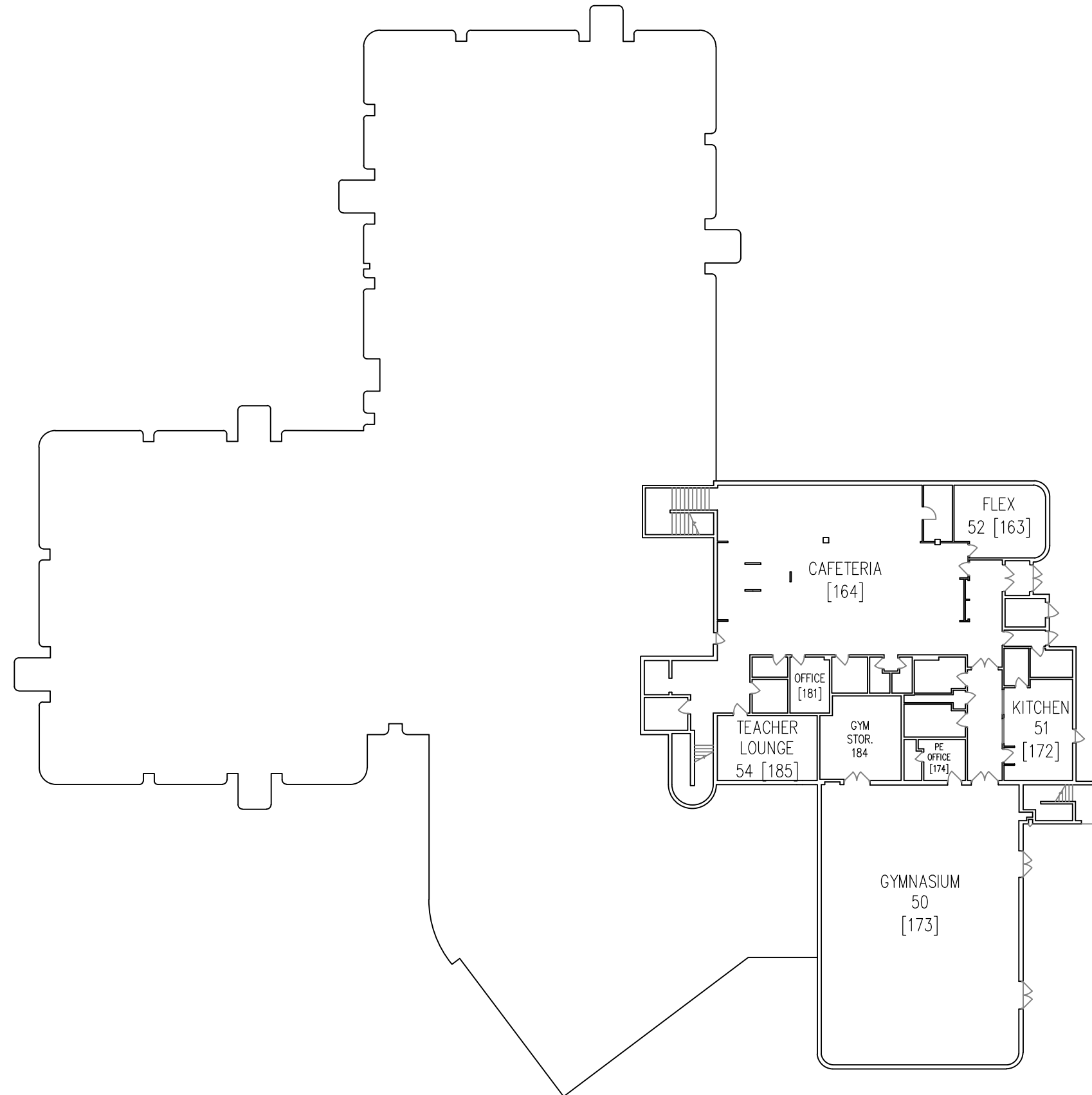
LEGEND:


COLOR, COUNT and AREA (TOTAL SF):

-  PRE-KINDERGARTEN
-  KINDERGARTEN
-  GRADES 1-3
-  GRADES 4-5:
-  GRADES 6-8 (in K-8 ONLY)
-  SPECIAL ED. SELF-CONTAINED:

COUNT and AREA ONLY (TOTAL SF):

- ART
- MUSIC:
- SCIENCE
- SPECIAL ED. RESOURCE
- PE/MULTI-PURPOSE/AUDITORIUM
- COMPUTER LAB
- MODULAR/TEMP CLASSROOMS
- ADMINISTRATIVE & BUILDING SUPPORT SPACES



FOUNTAIN ELEMENTARY SCHOOL  
BASEMENT PLAN  
NO SCALE 

**LEGEND:**

**COLOR, COUNT and AREA (TOTAL SF):**

- PRE-KINDERGARTEN
- KINDERGARTEN
- GRADES 1-3
- GRADES 4-5:
- GRADES 6-8 (in K-8 ONLY)
- SPECIAL ED. SELF-CONTAINED:

**COUNT and AREA ONLY (TOTAL SF):**

- ART
- MUSIC:
- SCIENCE
- SPECIAL ED. RESOURCE
- PE/MULTI-PURPOSE/AUDITORIUM
- COMPUTER LAB
- MODULAR/TEMP CLASSROOMS
- ADMINISTRATIVE & BUILDING SUPPORT SPACES



**FOUNTAIN ELEMENTARY SCHOOL  
MAIN FLOOR PLAN**  
NO SCALE

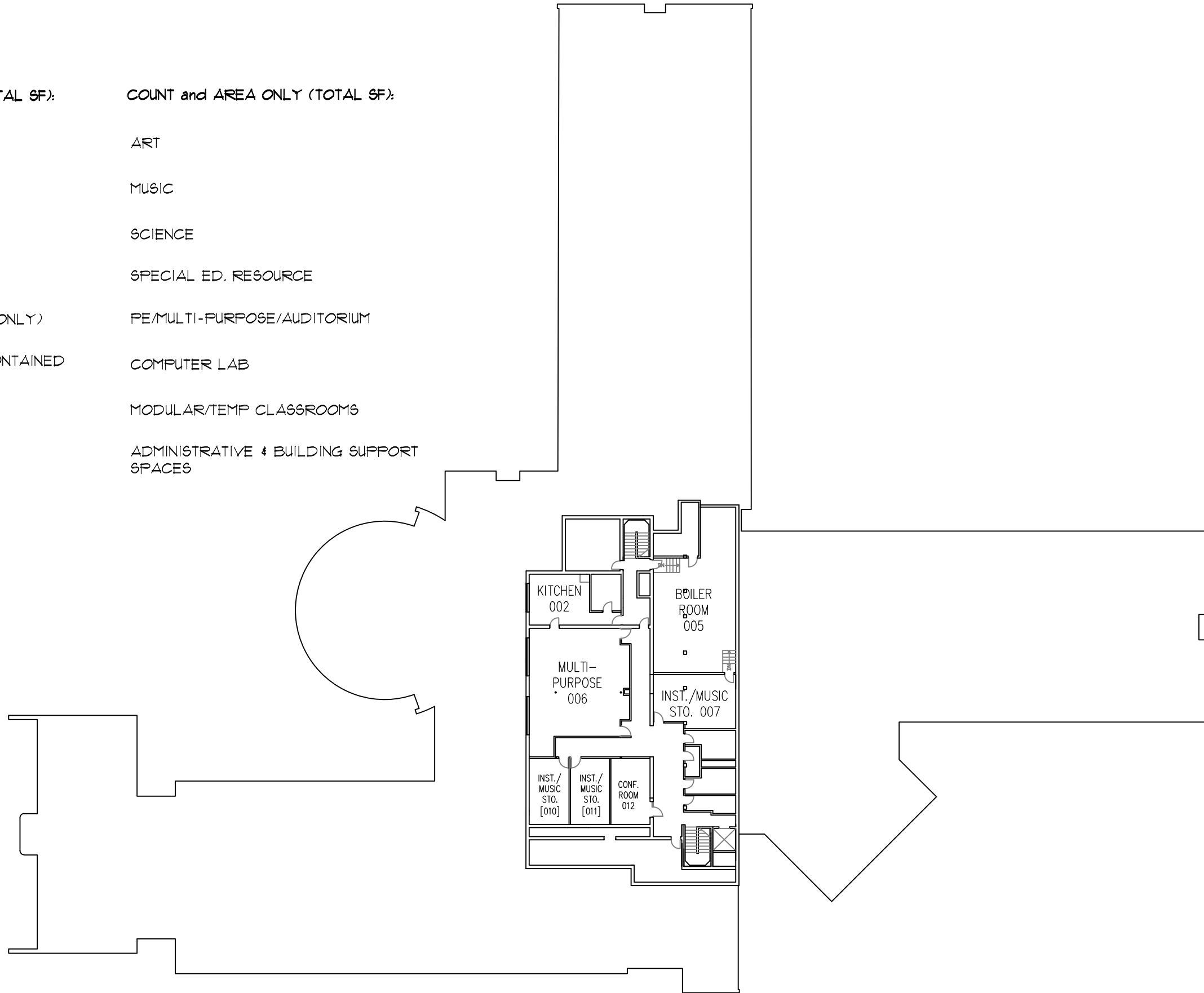
LEGEND:

COLOR, COUNT and AREA (TOTAL SF):

- PRE-KINDERGARTEN:
- KINDERGARTEN
- GRADES 1-3
- GRADES 4-5:
- GRADES 6-8 (in K-8 ONLY)
- SPECIAL ED. SELF-CONTAINED

COUNT and AREA ONLY (TOTAL SF):

- ART
- MUSIC
- SCIENCE
- SPECIAL ED. RESOURCE
- PE/MULTI-PURPOSE/AUDITORIUM
- COMPUTER LAB
- MODULAR/TEMP CLASSROOMS
- ADMINISTRATIVE & BUILDING SUPPORT SPACES



FRANKLIN ELEMENTARY SCHOOL  
 BASEMENT PLAN  
 NO SCALE





**LEGEND:**

**COLOR, COUNT and AREA (TOTAL SF):**

- PRE-KINDERGARTEN:
- KINDERGARTEN
- GRADES 1-3
- GRADES 4-5:
- GRADES 6-8 (in K-8 ONLY)
- SPECIAL ED. SELF-CONTAINED

**COUNT and AREA ONLY (TOTAL SF):**






- ART
- MUSIC
- SCIENCE
- SPECIAL ED. RESOURCE
- PE/MULTI-PURPOSE/AUDITORIUM
- COMPUTER LAB
- MODULAR/TEMP CLASSROOMS
- ADMINISTRATIVE & BUILDING SUPPORT SPACES



**FRANKLIN ELEMENTARY SCHOOL**  
**MAIN FLOOR PLAN**  
 NO SCALE

**LEGEND:**

**COLOR, COUNT and AREA (TOTAL SF):**

-  PRE-KINDERGARTEN
-  KINDERGARTEN
-  GRADES 1-3
-  GRADES 4-5:
-  GRADES 6-8 (in K-8 ONLY)
-  SPECIAL ED. SELF-CONTAINED

**COUNT and AREA ONLY (TOTAL SF):**

ART

MUSIC

SCIENCE

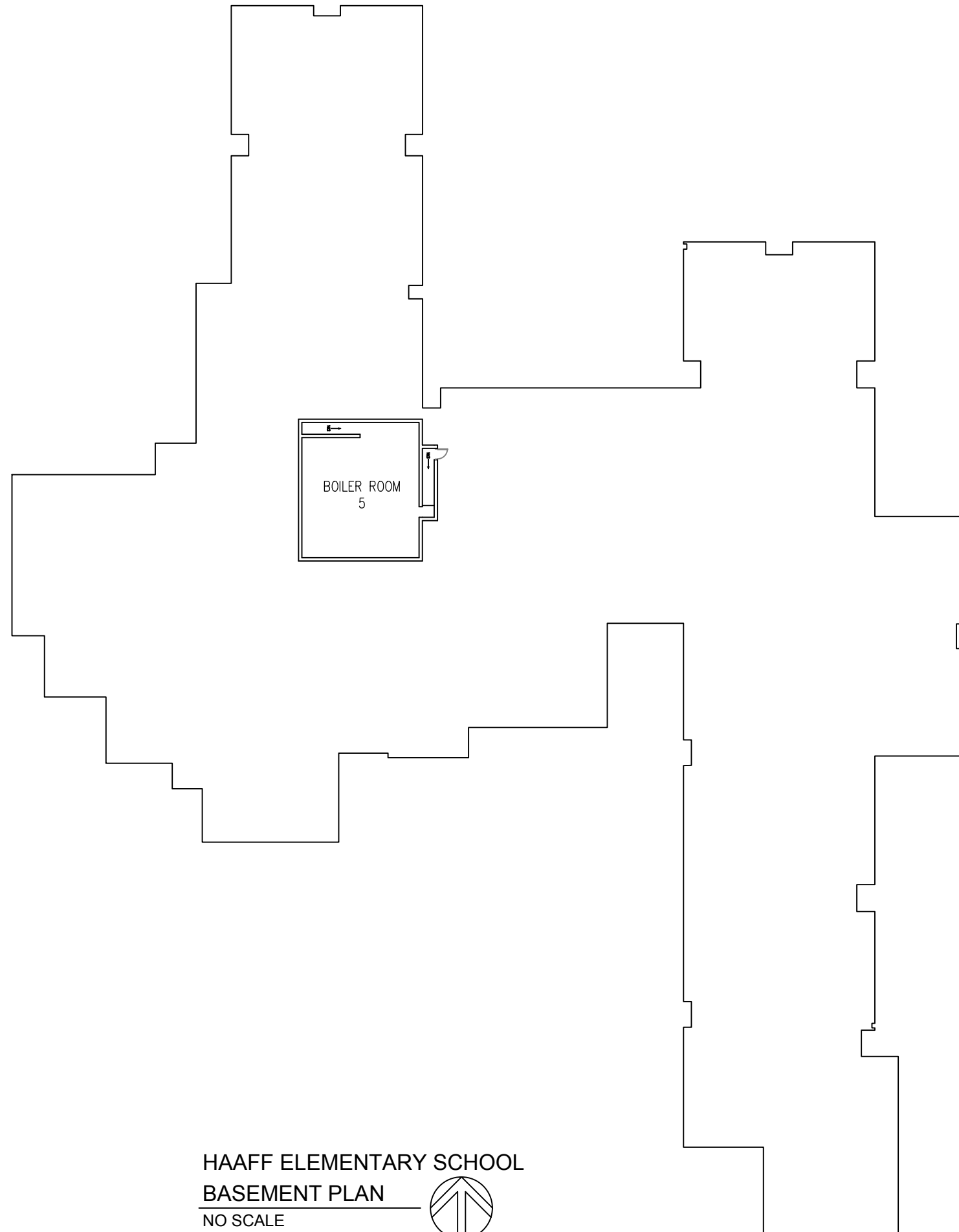
SPECIAL ED. RESOURCE

PE/MULTI-PURPOSE/AUDITORIUM

COMPUTER LAB

MODULAR/TEMP CLASSROOMS

ADMINISTRATIVE & BUILDING SUPPORT SPACES



HAAFF ELEMENTARY SCHOOL  
BASEMENT PLAN  
NO SCALE



**LEGEND:**

**COLOR, COUNT and AREA (TOTAL SF):**

- PRE-KINDERGARTEN
- KINDERGARTEN
- GRADES 1-3
- GRADES 4-5:
- GRADES 6-8 (in K-8 ONLY)
- SPECIAL ED. SELF-CONTAINED

**COUNT and AREA ONLY (TOTAL SF):**

- ART
- MUSIC
- SCIENCE
- SPECIAL ED. RESOURCE
- PE/MULTI-PURPOSE/AUDITORIUM
- COMPUTER LAB
- MODULAR/TEMP CLASSROOMS
- ADMINISTRATIVE & BUILDING SUPPORT SPACES



**HAAFF ELEMENTARY SCHOOL**  
**MAIN FLOOR PLAN**  
 NO SCALE



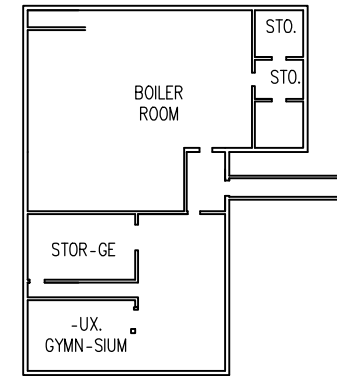
LEGEND:

COLOR, COUNT and AREA (TOTAL SF)

-  GENERAL CLASSROOM
-  SCIENCE:
-  SPECIAL ED.
-  CTE (HEAVY)
-  CTE (LIGHT):
-  COMPUTER LAB
-  ART
-  MUSIC (INSTRUMENTAL)
-  MUSIC (VOCAL)
-  GYMNASIUM
-  FITNESS/WEIGHTS/OTHER PE:
-  HEALTH/PE CLASSROOM
-  BROADCAST/RECORDING STUDIO

COUNT and AREA ONLY (TOTAL SF):

- LIBRARY
- SPECIAL ED RESOURCE
- DINING/COMMONS
- MODULAR/TEMP
- ADMINISTRATIVE & BUILDING SUPPORT SPACES
- AUDITORIUM (NOT INCL. STAGE)



**LEGEND:**

**COLOR, COUNT and AREA (TOTAL SF)**

- GENERAL CLASSROOM
- SCIENCE:
- SPECIAL ED.
- CTE (HEAVY)
- CTE (LIGHT):
- COMPUTER LAB
- ART
- MUSIC (INSTRUMENTAL)
- MUSIC (VOCAL)
- GYMNASIUM
- FITNESS/WEIGHTS/OTHER PE:
- HEALTH/PE CLASSROOM
- BROADCAST/RECORDING STUDIO

**COUNT and AREA ONLY (TOTAL SF):**

- LIBRARY
- SPECIAL ED RESOURCE
- DINING/COMMONS
- MODULAR/TEMP
- ADMINISTRATIVE & BUILDING SUPPORT SPACES
- AUDITORIUM (NOT INCL. STAGE)



**HEATON MIDDLE SCHOOL  
MAIN FLOOR PLAN**  
NO SCALE

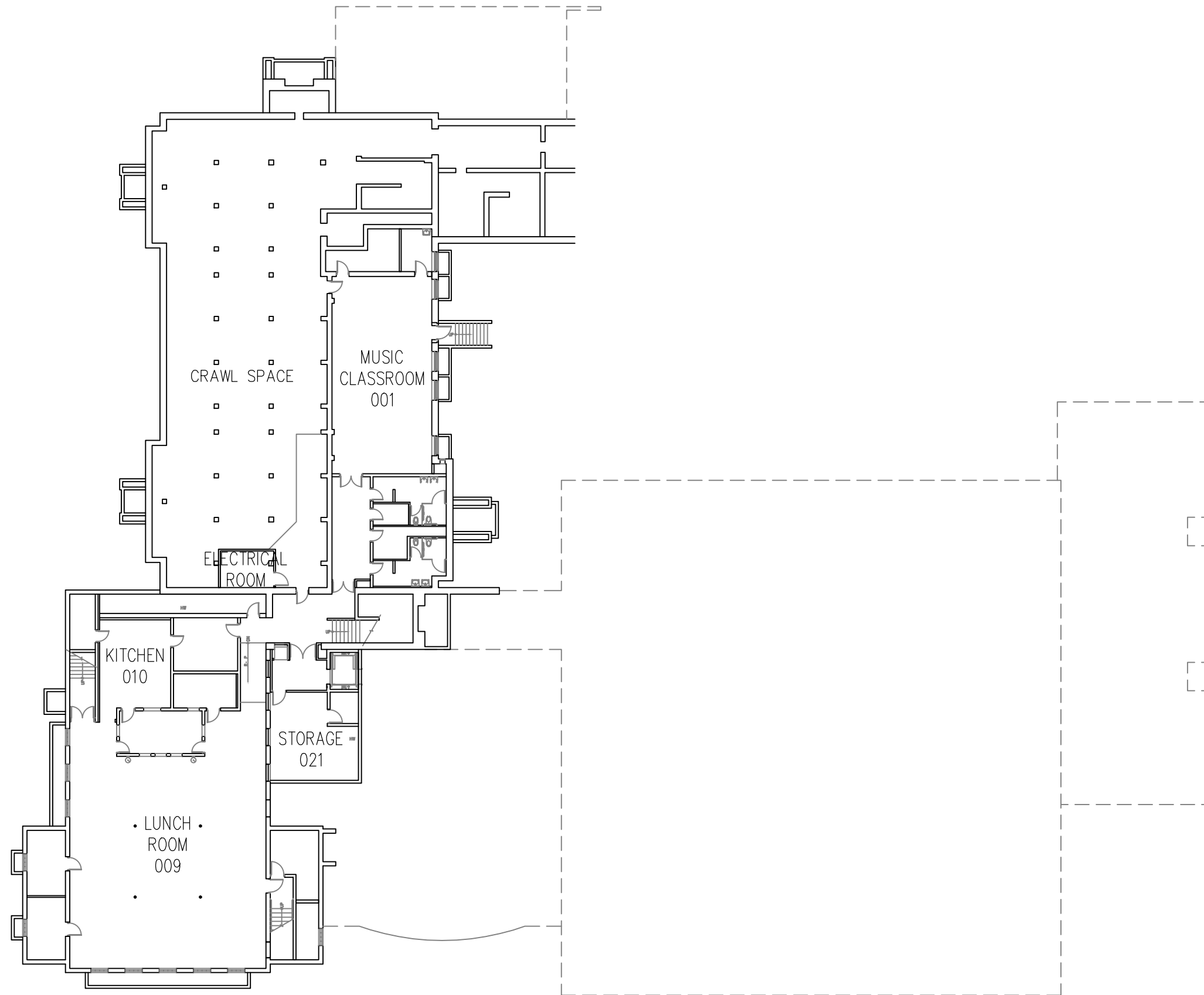
**LEGEND:**

**COLOR, COUNT and AREA (TOTAL SF):**

- PRE-KINDERGARTEN
- KINDERGARTEN
- GRADES 1-3
- GRADES 4-5
- GRADES 6-8 (in K-8 ONLY)
- SPECIAL ED. SELF-CONTAINED:

**COUNT and AREA ONLY (TOTAL SF):**

- ART & SCIENCE
- MUSIC
- SCIENCE
- SPECIAL ED. RESOURCE
- PE/MULTI-PURPOSE/AUDITORIUM
- COMPUTER LAB
- MODULAR/TEMP CLASSROOMS
- ADMINISTRATIVE & BUILDING SUPPORT SPACES



**LEGEND:**

**COLOR, COUNT and AREA (TOTAL SF):**

- PRE-KINDERGARTEN
- KINDERGARTEN
- GRADES 1-3
- GRADES 4-5
- GRADES 6-8 (in K-8 ONLY)
- SPECIAL ED. SELF-CONTAINED:

**COUNT and AREA ONLY (TOTAL SF):**

- ART & SCIENCE
- MUSIC
- SCIENCE
- SPECIAL ED. RESOURCE
- PE/MULTI-PURPOSE/AUDITORIUM
- COMPUTER LAB
- MODULAR/TEMP CLASSROOMS
- ADMINISTRATIVE & BUILDING SUPPORT SPACES




**PARK VIEW ELEMENTARY SCHOOL**  
**MAIN FLOOR PLAN**  
 NO SCALE



**LEGEND:**

**COLOR, COUNT and AREA (TOTAL SF):**

-  PRE-KINDERGARTEN
-  KINDERGARTEN
-  GRADES 1-3
-  GRADES 4-5
-  GRADES 6-8 (in K-8 ONLY)
-  SPECIAL ED. SELF-CONTAINED:

**COUNT and AREA ONLY (TOTAL SF):**

- ART & SCIENCE
- MUSIC
- SCIENCE
- SPECIAL ED. RESOURCE
- PE/MULTI-PURPOSE/AUDITORIUM
- COMPUTER LAB
- MODULAR/TEMP CLASSROOMS
- ADMINISTRATIVE & BUILDING SUPPORT SPACES



**PARK VIEW ELEMENTARY SCHOOL**  
**SECOND FLOOR PLAN**  
NO SCALE





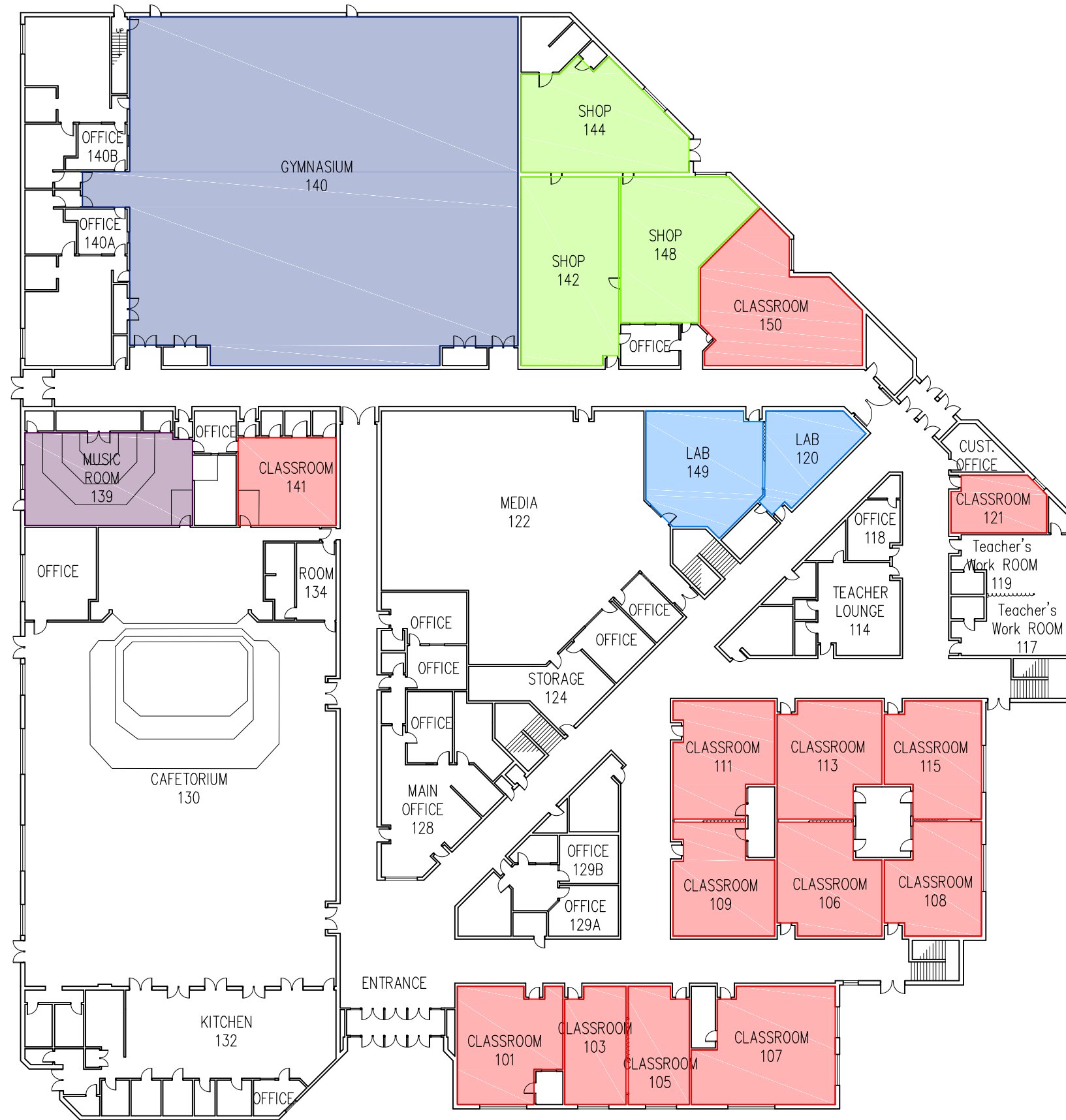
**LEGEND:**

**COLOR, COUNT and AREA (TOTAL SF)**

- GENERAL CLASSROOM
- SCIENCE:
- SPECIAL ED.
- CTE (HEAVY)
- CTE (LIGHT):
- COMPUTER LAB
- ART
- MUSIC (INSTRUMENTAL)
- MUSIC (VOCAL):
- GYMNASIUM
- FITNESS/WEIGHTS/OTHER PE:
- HEALTH/PE CLASSROOM:
- BROADCAST/RECORDING STUDIO

**COUNT and AREA ONLY (TOTAL SF):**

- LIBRARY
- SPECIAL ED RESOURCE
- DINING/COMMONS/AUDITORIUM:
- MODULAR/TEMP:
- ADMINISTRATIVE & BUILDING SUPPORT SPACES
- AUDITORIUM (NOT INCL. STAGE): MULTI-USE, INCL. IN DINING CALC.



**RISLEY MIDDLE SCHOOL**  
**FIRST FLOOR PLAN**  
 NO SCALE



**LEGEND:**

**COLOR, COUNT and AREA (TOTAL SF)**

- GENERAL CLASSROOM
- SCIENCE:
- SPECIAL ED.
- CTE (HEAVY)
- CTE (LIGHT):
- COMPUTER LAB
- ART
- MUSIC (INSTRUMENTAL)
- MUSIC (VOCAL):
- GYMNASIUM
- FITNESS/WEIGHTS/OTHER PE:
- HEALTH/PE CLASSROOM:
- BROADCAST/RECORDING STUDIO

**COUNT and AREA ONLY (TOTAL SF):**

- LIBRARY
- SPECIAL ED RESOURCE
- DINING/COMMONS/AUDITORIUM:
- MODULAR/TEMP:
- ADMINISTRATIVE & BUILDING SUPPORT SPACES
- AUDITORIUM (NOT INCL. STAGE): MULTI-USE, INCL. IN DINING CALC.



**RISLEY MIDDLE SCHOOL  
SECOND FLOOR PLAN**  
NO SCALE

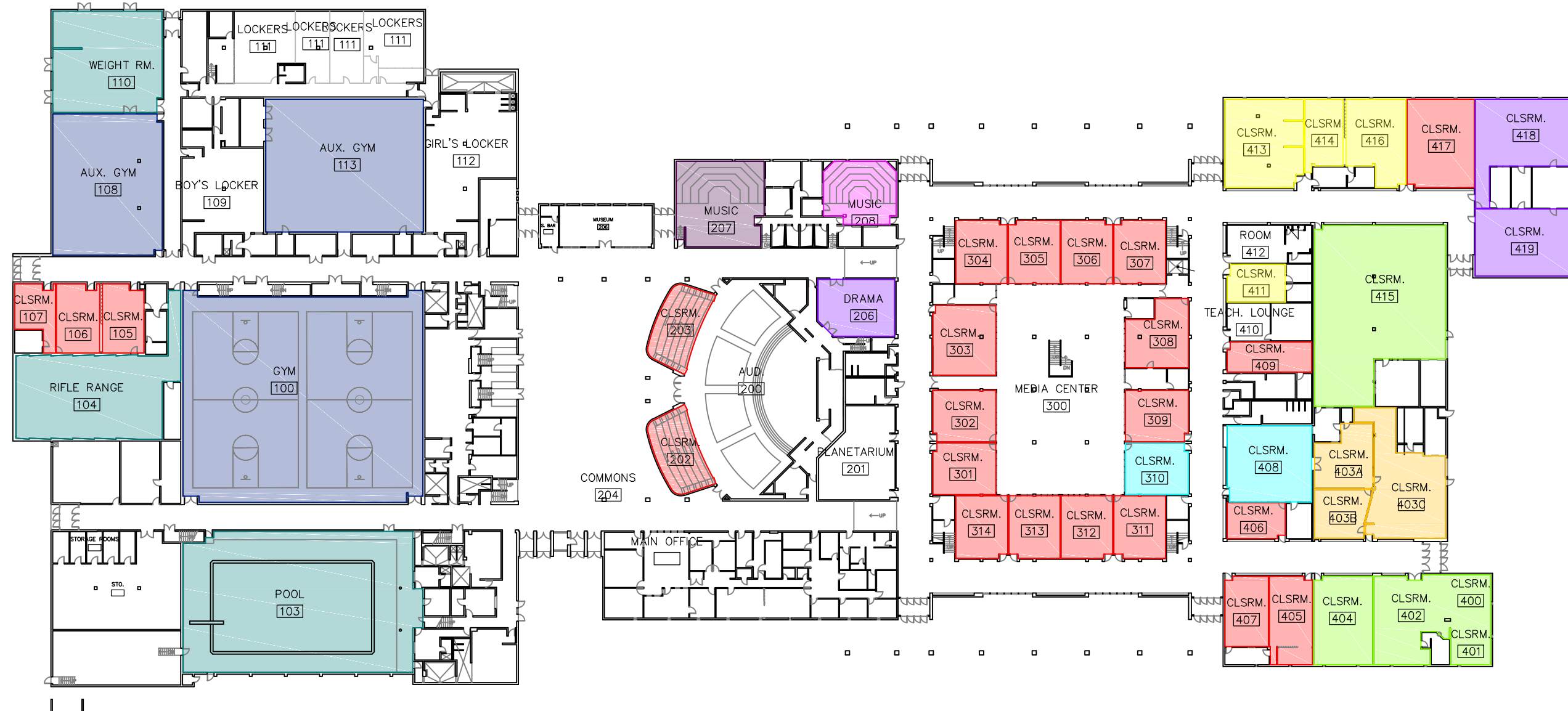


COLOR, COUNT and AREA (TOTAL SF)

- |   |  |
|---|--|
| <span style="display:inline-block; width:15px; height:15px; background-color:red; border:1px solid black;"></span> GENERAL CLASSROOM  | <span style="display:inline-block; width:15px; height:15px; background-color:purple; border:1px solid black;"></span> MUSIC (INSTRUMENTAL)           |
| <span style="display:inline-block; width:15px; height:15px; background-color:orange; border:1px solid black;"></span> SCIENCE         | <span style="display:inline-block; width:15px; height:15px; background-color:blue; border:1px solid black;"></span> MUSIC (VOCAL)                    |
| <span style="display:inline-block; width:15px; height:15px; background-color:yellow; border:1px solid black;"></span> SPECIAL ED.,    | <span style="display:inline-block; width:15px; height:15px; background-color:lightblue; border:1px solid black;"></span> GYMNASIUM                   |
| <span style="display:inline-block; width:15px; height:15px; background-color:lightgreen; border:1px solid black;"></span> CTE (HEAVY) | <span style="display:inline-block; width:15px; height:15px; background-color:teal; border:1px solid black;"></span> FITNESS/WEIGHTS/OTHER PE         |
| <span style="display:inline-block; width:15px; height:15px; background-color:cyan; border:1px solid black;"></span> CTE (LIGHT)       | <span style="display:inline-block; width:15px; height:15px; background-color:lightgreen; border:1px solid black;"></span> HEALTH/PE CLASSROOM        |
| <span style="display:inline-block; width:15px; height:15px; background-color:blue; border:1px solid black;"></span> COMPUTER LAB      | <span style="display:inline-block; width:15px; height:15px; background-color:lightcoral; border:1px solid black;"></span> BROADCAST/RECORDING STUDIO |
| <span style="display:inline-block; width:15px; height:15px; background-color:purple; border:1px solid black;"></span> ART             |  |

COUNT and AREA ONLY (TOTAL SF):

- LIBRARY
- SPECIAL ED RESOURCE
- DINING/COMMONS
- MODULAR/TEMP
- ADMINISTRATIVE & BUILDING SUPPORT SPACES
- AUDITORIUM (NOT INCL. STAGE or CLASSRM. 202 & 203)



CENTENNIAL HIGH SCHOOL  
 FIRST FLOOR PLAN  
 NO SCALE

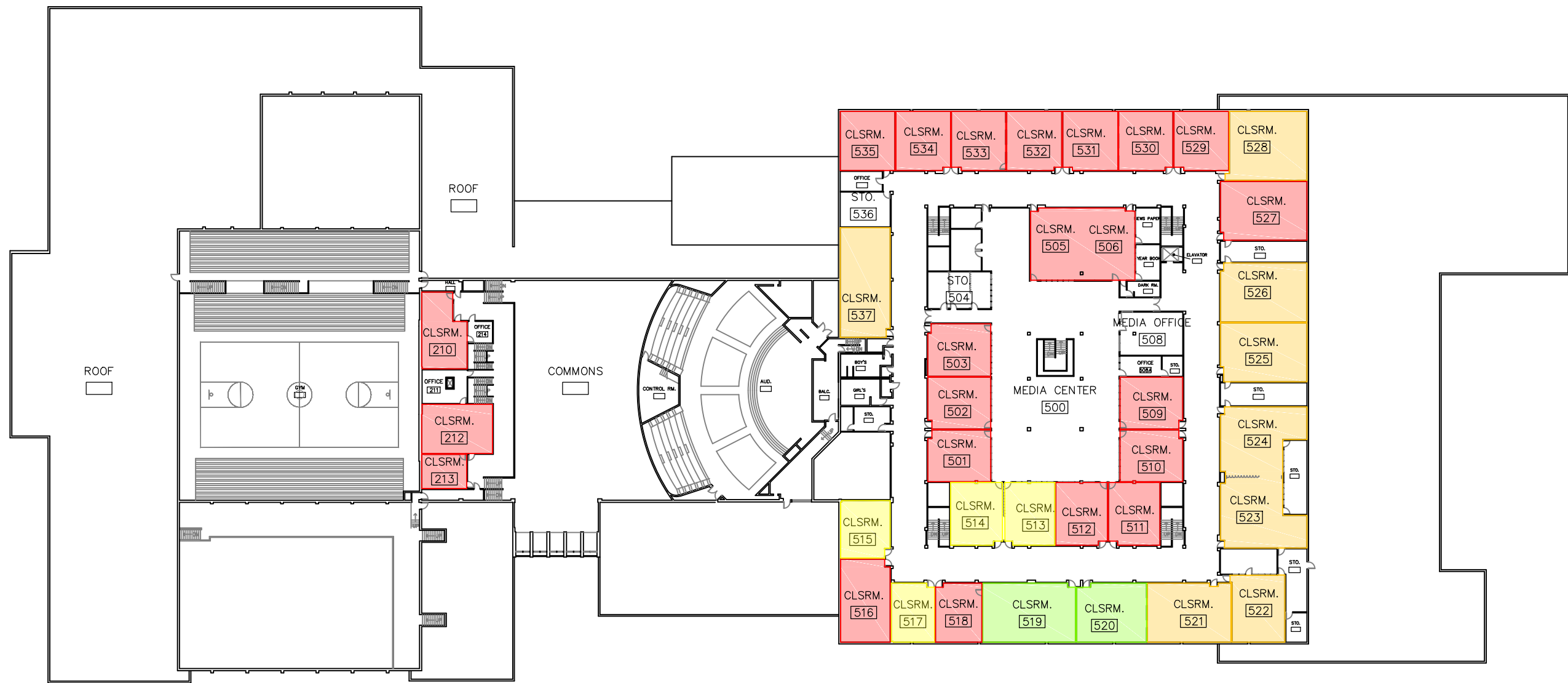


COLOR, COUNT and AREA (TOTAL SF)

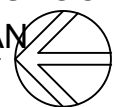
- GENERAL CLASSROOM
- SCIENCE
- SPECIAL ED.,
- CTE (HEAVY)
- CTE (LIGHT):
- COMPUTER LAB
- ART
- MUSIC (INSTRUMENTAL)
- MUSIC (VOCAL)
- GYMNASIUM
- FITNESS/WEIGHTS/OTHER PE
- HEALTH/PE CLASSROOM
- BROADCAST/RECORDING STUDIO

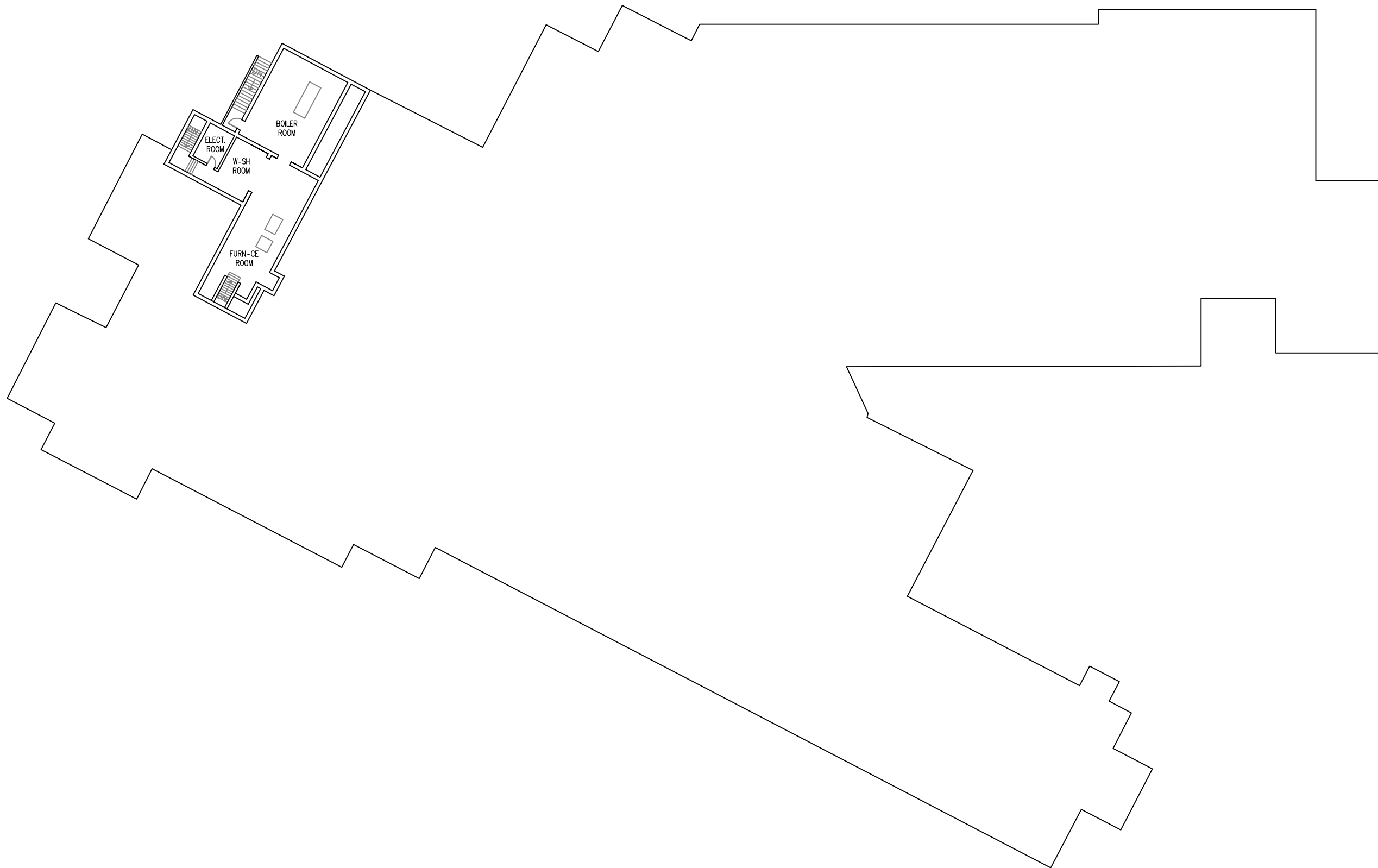
COUNT and AREA ONLY (TOTAL SF):

- LIBRARY
- SPECIAL ED RESOURCE
- DINING/COMMONS
- MODULAR/TEMP
- ADMINISTRATIVE & BUILDING SUPPORT SPACES
- AUDITORIUM (NOT INCL. STAGE or CLASSRM. 202 & 203)



CENTENNIAL HIGH SCHOOL  
 SECOND FLOOR PLAN  
 NO SCALE





**LEGEND:**

**COLOR, COUNT and AREA (TOTAL SF)**

- PRE-KINDERGARTEN,
- KINDERGARTEN,
- GRADES 1-3
- GRADES 4-5:
- GRADES 6-8 (in K-8 ONLY)
- SPECIAL ED. SELF-CONTAINED,

**COUNT and AREA ONLY (TOTAL SF):**

- ART
- MUSIC
- SCIENCE
- SPECIAL ED. RESOURCE
- PE/MULTI-PURPOSE/AUDITORIUM
- COMPUTER LAB,
- MODULAR/TEMP CLASSROOMS
- ADMINISTRATIVE & BUILDING SUPPORT SPACES

HEROES ACADMEMY  
 BASEMENT PLAN  
 NO SCALE





**LEGEND:**

**COLOR, COUNT and AREA (TOTAL SF)**

- PRE-KINDERGARTEN,
- KINDERGARTEN,
- GRADES 1-3
- GRADES 4-5:
- GRADES 6-8 (in K-8 ONLY)
- SPECIAL ED. SELF-CONTAINED,

**COUNT and AREA ONLY (TOTAL SF):**

- ART
- MUSIC
- SCIENCE
- SPECIAL ED. RESOURCE
- PE/MULTI-PURPOSE/AUDITORIUM
- COMPUTER LAB,
- MODULAR/TEMP CLASSROOMS
- ADMINISTRATIVE & BUILDING SUPPORT SPACES

**HEROES ACADEMY K-8  
FIRST FLOOR PLAN  
NO SCALE**







- LEGEND:**
- COLOR, COUNT and AREA (TOTAL SF)**
- PRE-KINDERGARTEN,
  - KINDERGARTEN,
  - GRADES 1-3
  - GRADES 4-5:
  - GRADES 6-8 (in K-8 ONLY)
  - SPECIAL ED. SELF-CONTAINED,
- COUNT and AREA ONLY (TOTAL SF):**
- ART
  - MUSIC
  - SCIENCE
  - SPECIAL ED. RESOURCE
  - PE/MULTI-PURPOSE/AUDITORIUM
  - COMPUTER LAB,
  - MODULAR/TEMP CLASSROOMS
  - ADMINISTRATIVE & BUILDING SUPPORT SPACES

**HEROES ACADEMY K-8**  
**SECOND FLOOR PLAN**  
 NO SCALE





**LEGEND:**

**COLOR, COUNT and AREA (TOTAL SF):**

- PRE-KINDERGARTEN
- KINDERGARTEN
- GRADES 1-3
- GRADES 4-5
- GRADES 6-8 (in K-8 ONLY)
- SPECIAL ED. SELF-CONTAINED

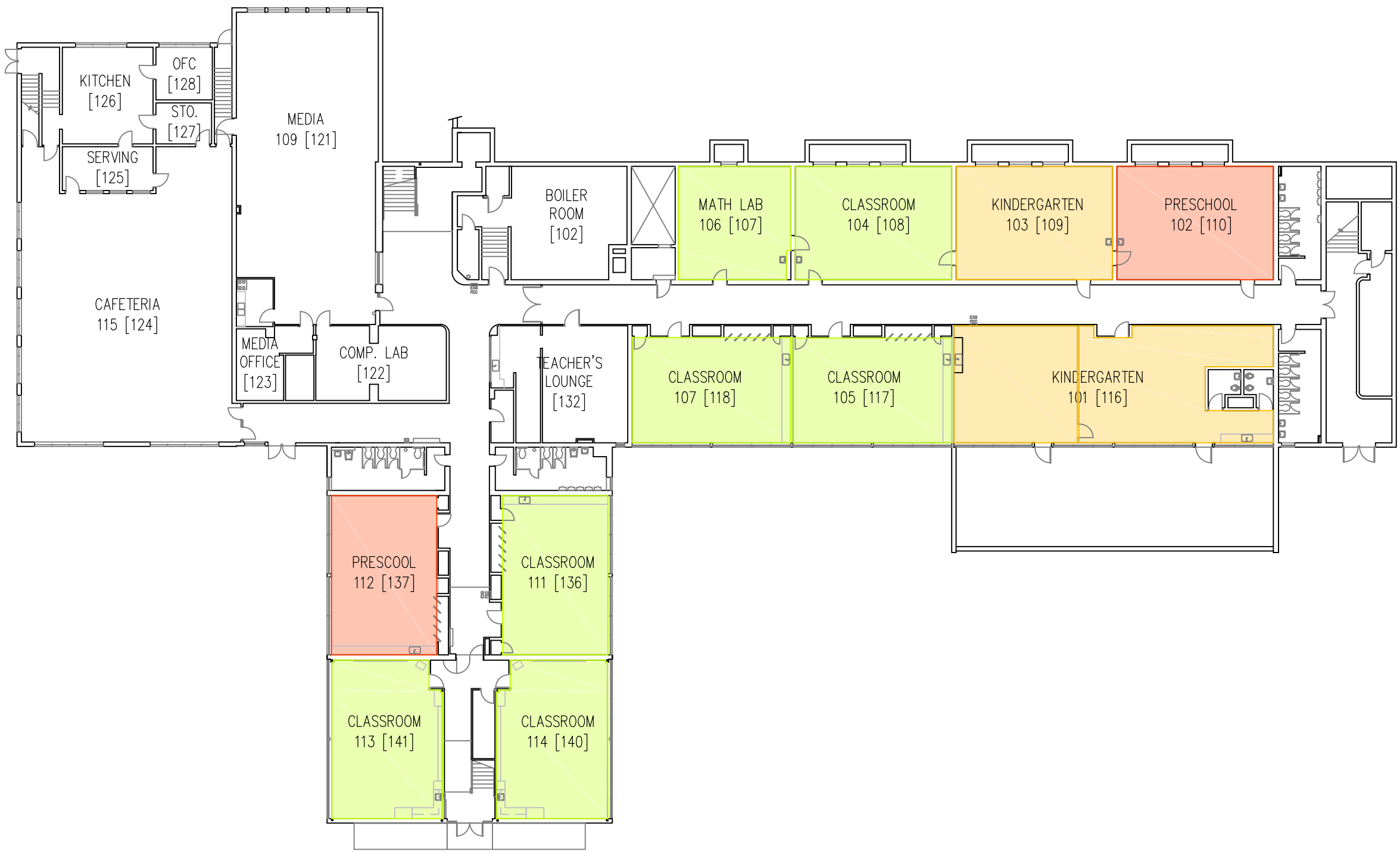
**COUNT and AREA ONLY (TOTAL SF):**

- ART
- MUSIC
- SCIENCE
- SPECIAL ED. RESOURCE
- PE/MULTI-PURPOSE/AUDITORIUM
- COMPUTER LAB
- MODULAR/TEMP CLASSROOMS
- ADMINISTRATIVE & BUILDING SUPPORT SPACES

**IRVING ELEMENTARY SCHOOL**  
**MAIN FLOOR PLAN**  
 NO SCALE







**LEGEND:**

**COLOR, COUNT and AREA (TOTAL SF):**

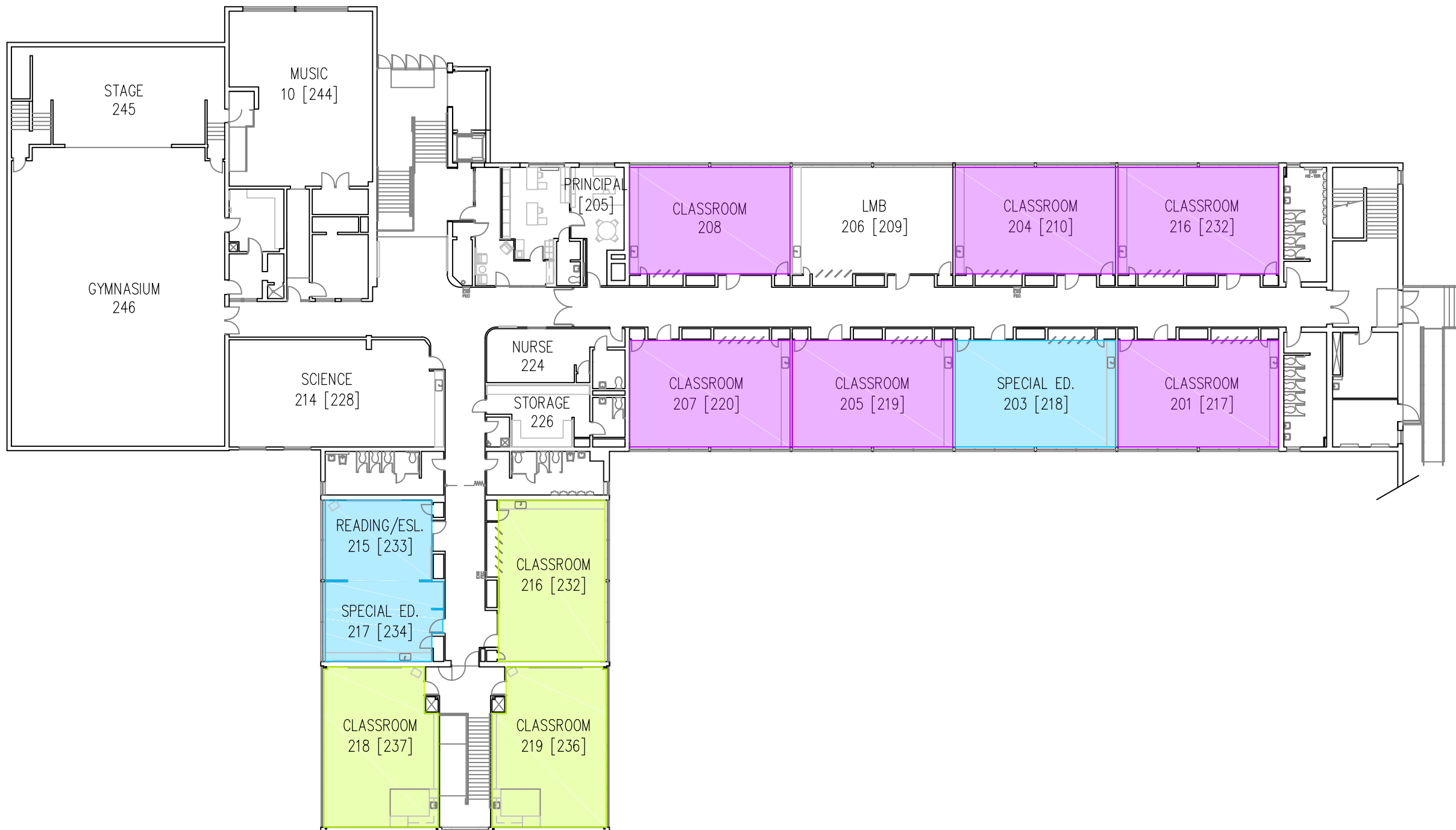
- PRE-KINDERGARTEN
- KINDERGARTEN
- GRADES 1-3
- GRADES 4-5:
- GRADES 6-8 (in K-8 ONLY)
- SPECIAL ED. SELF-CONTAINED

**COUNT and AREA ONLY (TOTAL SF):**

- ART
- MUSIC
- SCIENCE
- SPECIAL ED. RESOURCE
- PE/MULTI-PURPOSE/AUDITORIUM
- COMPUTER LAB
- MODULAR/TEMP CLASSROOMS
- ADMINISTRATIVE & BUILDING SUPPORT SPACES

MORTON ELEMENTARY SCHOOL  
 MAIN FLOOR PLAN  
 NO SCALE





**LEGEND:**

**COLOR, COUNT and AREA (TOTAL SF):**

- PRE-KINDERGARTEN
- KINDERGARTEN
- GRADES 1-3
- GRADES 4-5:
- GRADES 6-8 (in K-8 ONLY)
- SPECIAL ED. SELF-CONTAINED

**COUNT and AREA ONLY (TOTAL SF):**

- ART
- MUSIC
- SCIENCE
- SPECIAL ED. RESOURCE
- PE/MULTI-PURPOSE/AUDITORIUM
- COMPUTER LAB
- MODULAR/TEMP CLASSROOMS
- ADMINISTRATIVE & BUILDING SUPPORT SPACES

**MORTON ELEMENTARY SCHOOL**  
**SECOND FLOOR PLAN**  
 NO SCALE



**LEGEND:**

**COLOR, COUNT and AREA (TOTAL SF):**

- PRE-KINDERGARTEN
- KINDERGARTEN
- GRADES 1-3
- GRADES 4-5:
- GRADES 6-8 (in K-8 ONLY)
- SPECIAL ED. SELF-CONTAINED:

**COUNT and AREA ONLY (TOTAL SF):**

- ART:
- MUSIC
- SCIENCE
- SPECIAL ED. RESOURCE
- PE/MULTI-PURPOSE/AUDITORIUM
- COMPUTER LAB
- MODULAR/TEMP CLASSROOMS
- ADMINISTRATIVE & BUILDING SUPPORT SPACES



**BUELAH HEIGHTS ELEMENTARY SCHOOL**  
**FIRST FLOOR PLAN**  
 NO SCALE



LEGEND:

COLOR, COUNT and AREA (TOTAL SF):

- PRE-KINDERGARTEN
- KINDERGARTEN
- GRADES 1-3
- GRADES 4-5:
- GRADES 6-8 (in K-8 ONLY)
- SPECIAL ED. SELF-CONTAINED:

COUNT and AREA ONLY (TOTAL SF):

ART:

MUSIC

SCIENCE

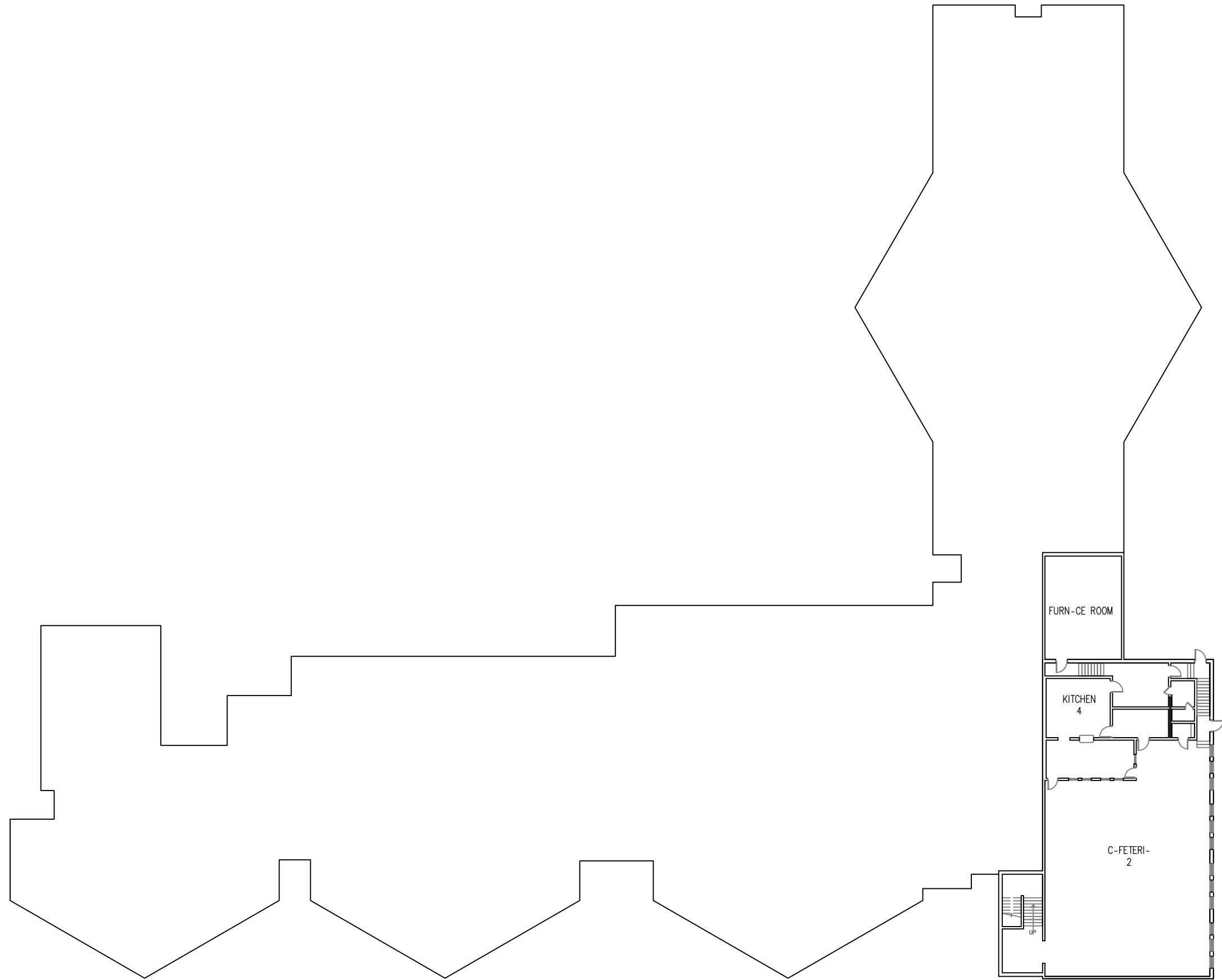
SPECIAL ED. RESOURCE

PE/MULTI-PURPOSE/AUDITORIUM

COMPUTER LAB

MODULAR/TEMP CLASSROOMS

ADMINISTRATIVE & BUILDING SUPPORT SPACES



BUELAH HEIGHTS ELEMENTARY SCHOOL







SECOND FLOOR PLAN

NO SCALE



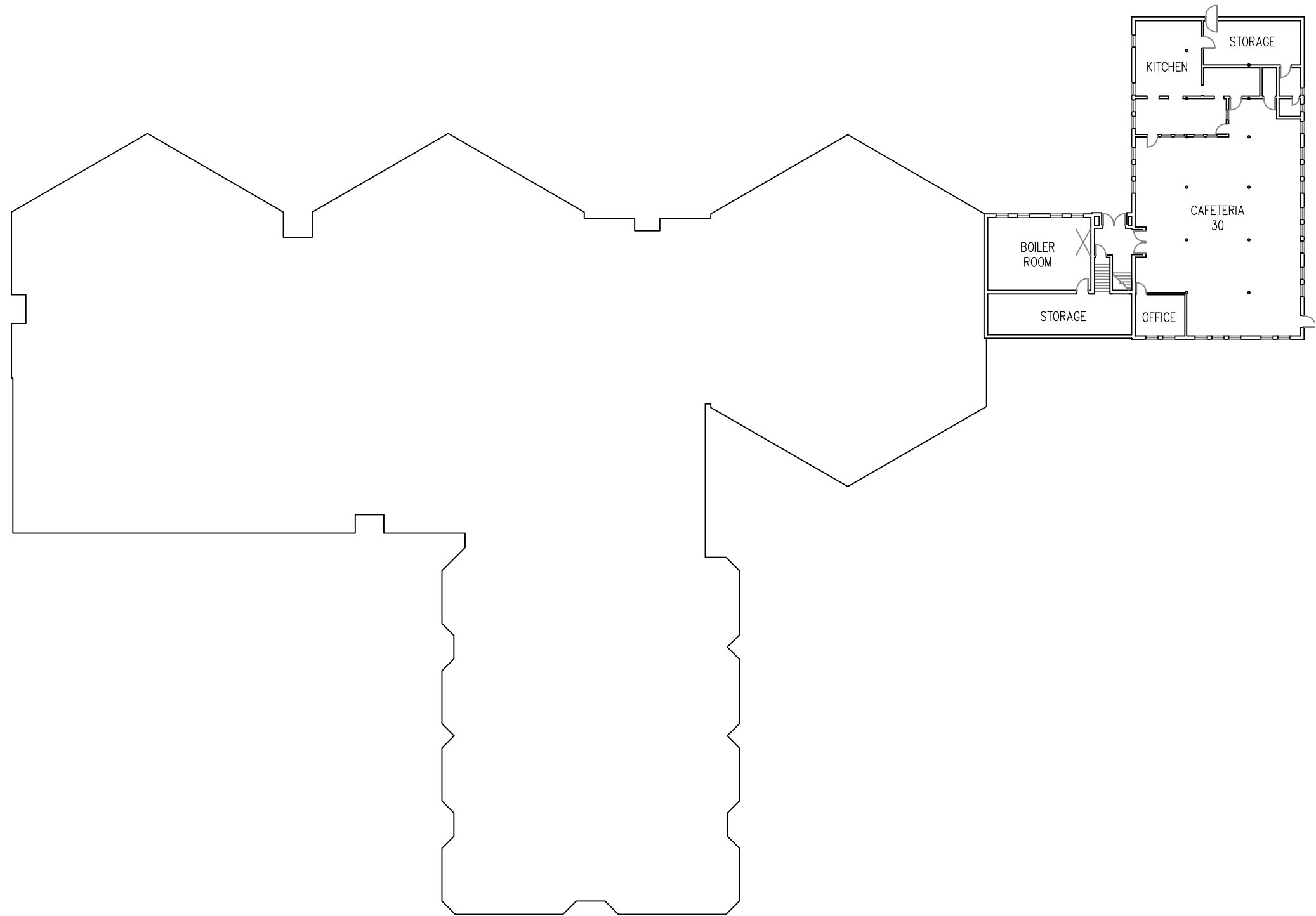
**LEGEND:**

**COLOR, COUNT and AREA (TOTAL SF):**

-  PRE-KINDERGARTEN
-  KINDERGARTEN
-  GRADES 1-3:
-  GRADES 4-5:
-  GRADES 6-8 (in K-8 ONLY)
-  SPECIAL ED. SELF-CONTAINED

**COUNT and AREA ONLY (TOTAL SF):**

- ART:
- MUSIC
- SCIENCE
- SPECIAL ED. RESOURCE
- PE/MULTI-PURPOSE/AUDITORIUM
- COMPUTER LAB
- MODULAR/TEMP CLASSROOMS
- ADMINISTRATIVE & BUILDING SUPPORT SPACES



**GOODNIGHT ELEMENTARY SCHOOL**  
**BASEMENT PLAN**  
NO SCALE



**LEGEND:**

**COLOR, COUNT and AREA (TOTAL SF):**

- PRE-KINDERGARTEN
- KINDERGARTEN
- GRADES 1-3:
- GRADES 4-5:
- GRADES 6-8 (in K-8 ONLY)
- SPECIAL ED. SELF-CONTAINED

**COUNT and AREA ONLY (TOTAL SF):**

- ART:
- MUSIC
- SCIENCE
- SPECIAL ED. RESOURCE
- PE/MULTI-PURPOSE/AUDITORIUM
- COMPUTER LAB
- MODULAR/TEMP CLASSROOMS
- ADMINISTRATIVE & BUILDING SUPPORT SPACES



**GOODNIGHT ELEMENTARY SCHOOL  
FIRST FLOOR PLAN**  
NO SCALE



**LEGEND:**

**COLOR, COUNT and AREA (TOTAL SF):**

- PRE-KINDERGARTEN:
- KINDERGARTEN:
- GRADES 1-3:
- GRADES 4-5:
- GRADES 6-8 (in K-8 ONLY)
- SPECIAL ED. SELF-CONTAINED:

**COUNT and AREA ONLY (TOTAL SF):**

- ART:
- MUSIC:
- SCIENCE
- SPECIAL ED. RESOURCE:
- PE/MULTI-PURPOSE/AUDITORIUM:
- COMPUTER LAB:
- MODULAR/TEMP CLASSROOMS:
- ADMINISTRATIVE & BUILDING SUPPORT SPACES:
















HIGHLAND PARK ELEMENTARY SCHOOL  
 FIRST FLOOR PLAN  
 NO SCALE



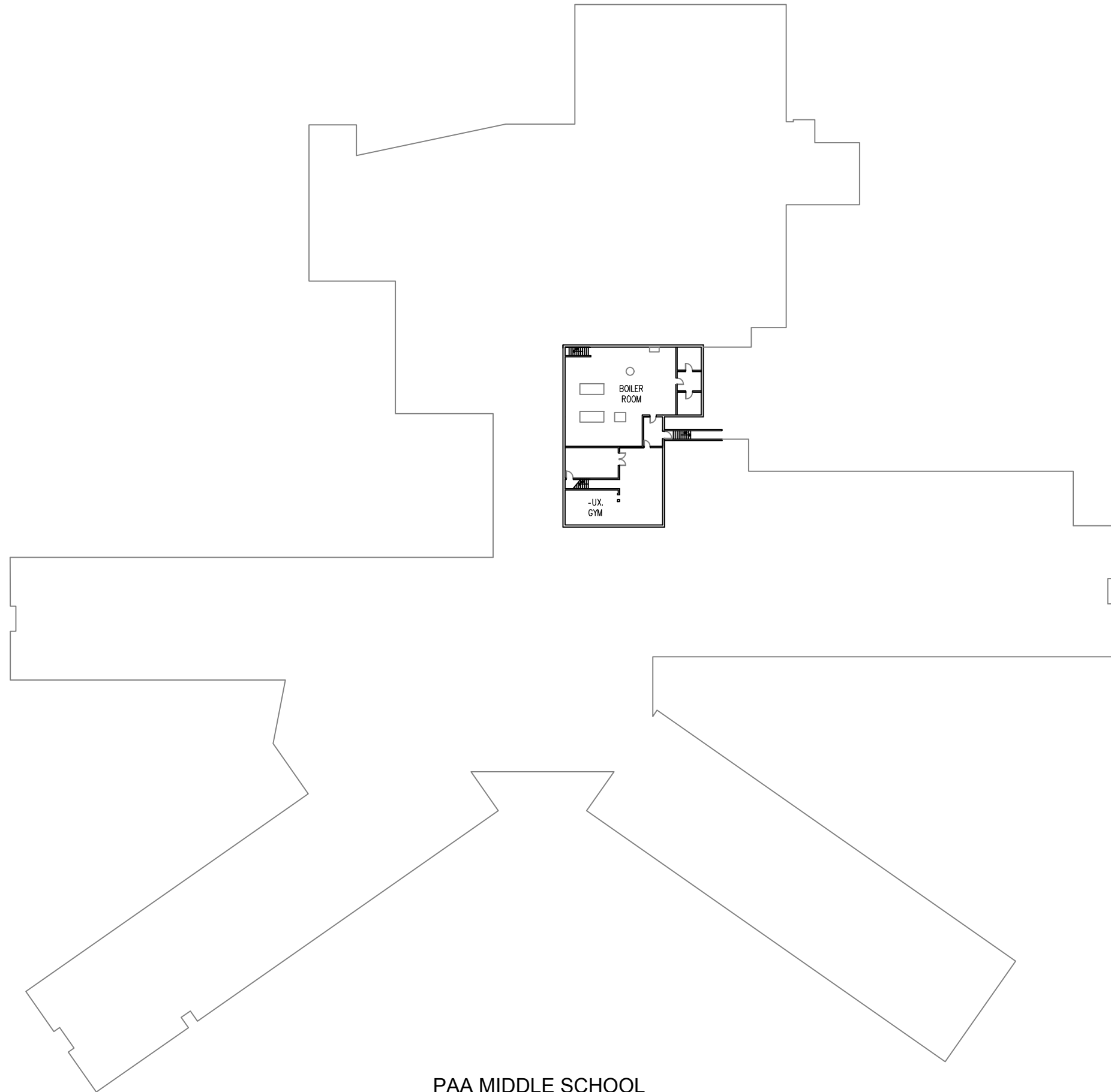
**LEGEND:**

**COLOR, COUNT and AREA (TOTAL SF)**

-  GENERAL CLASSROOM
-  SCIENCE:
-  SPECIAL ED.
-  CTE (HEAVY)
-  CTE (LIGHT):
-  COMPUTER LAB:
-  ART
-  MUSIC (INSTRUMENTAL)
-  MUSIC (VOCAL)
-  GYMNASIUM
-  FITNESS/WEIGHTS/OTHER PE:
-  HEALTH/PE CLASSROOM:
-  BROADCAST/RECORDING STUDIO

**COUNT and AREA ONLY (TOTAL SF):**

- LIBRARY
- SPECIAL ED RESOURCE
- DINING/COMMONS/AUDITORIUM
- MODULAR/TEMP:
- ADMINISTRATIVE & BUILDING SUPPORT SPACES
- AUDITORIUM (NOT INCL. STAGE)



PAA MIDDLE SCHOOL  
BASEMENT PLAN  
NO SCALE





**LEGEND:**

**COLOR, COUNT and AREA (TOTAL SF)**

- GENERAL CLASSROOM
- SCIENCE:
- SPECIAL ED.
- CTE (HEAVY)
- CTE (LIGHT):
- COMPUTER LAB:
- ART
- MUSIC (INSTRUMENTAL)
- MUSIC (VOCAL)
- GYMNASIUM
- FITNESS/WEIGHTS/OTHER PE:
- HEALTH/PE CLASSROOM:
- BROADCAST/RECORDING STUDIO














**COUNT and AREA ONLY (TOTAL SF):**

- LIBRARY
- SPECIAL ED RESOURCE
- DINING/COMMONS/AUDITORIUM
- MODULAR/TEMP:
- ADMINISTRATIVE & BUILDING SUPPORT SPACES
- AUDITORIUM (NOT INCL. STAGE)



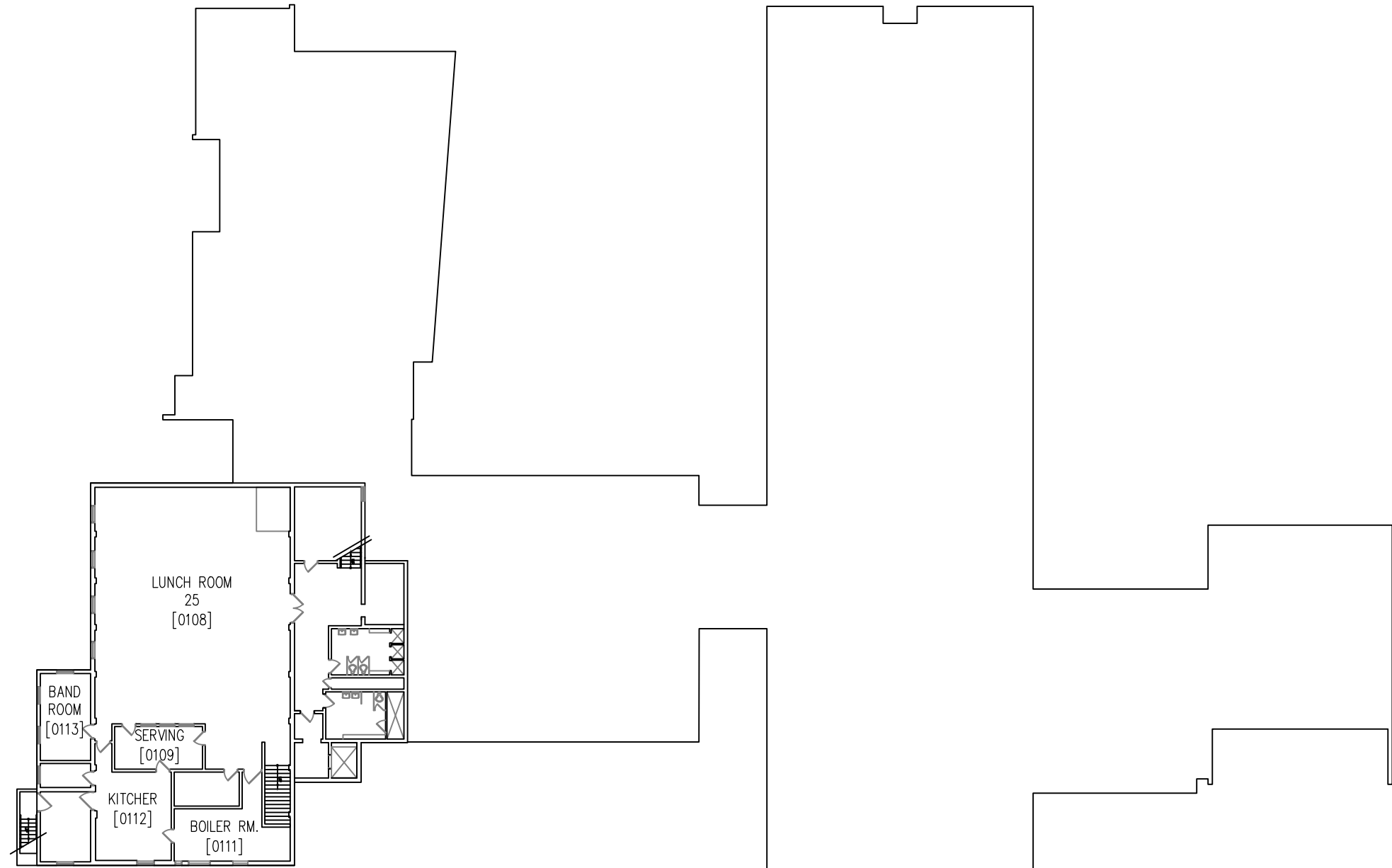
**LEGEND:**

**COLOR, COUNT and AREA (TOTAL SF)**

-  GENERAL CLASSROOM
-  SCIENCE:
-  SPECIAL ED.
-  CTE (HEAVY):
-  CTE (LIGHT):
-  COMPUTER LAB
-  ART:
-  MUSIC (INSTRUMENTAL)
-  MUSIC (VOCAL):
-  GYMNASIUM
-  FITNESS/WEIGHTS/OTHER PE:
-  HEALTH/PE CLASSROOM
-  BROADCAST/RECORDING STUDIO

**COUNT and AREA ONLY (TOTAL SF):**

- LIBRARY
- SPECIAL ED RESOURCE
- DINING/COMMONS
- MODULAR/TEMP
- ADMINISTRATIVE & BUILDING SUPPORT SPACES
- AUDITORIUM:



**PARAGON (HELLBECK) LEARNING CENTER**  
**BASEMENT PLAN**  
NO SCALE



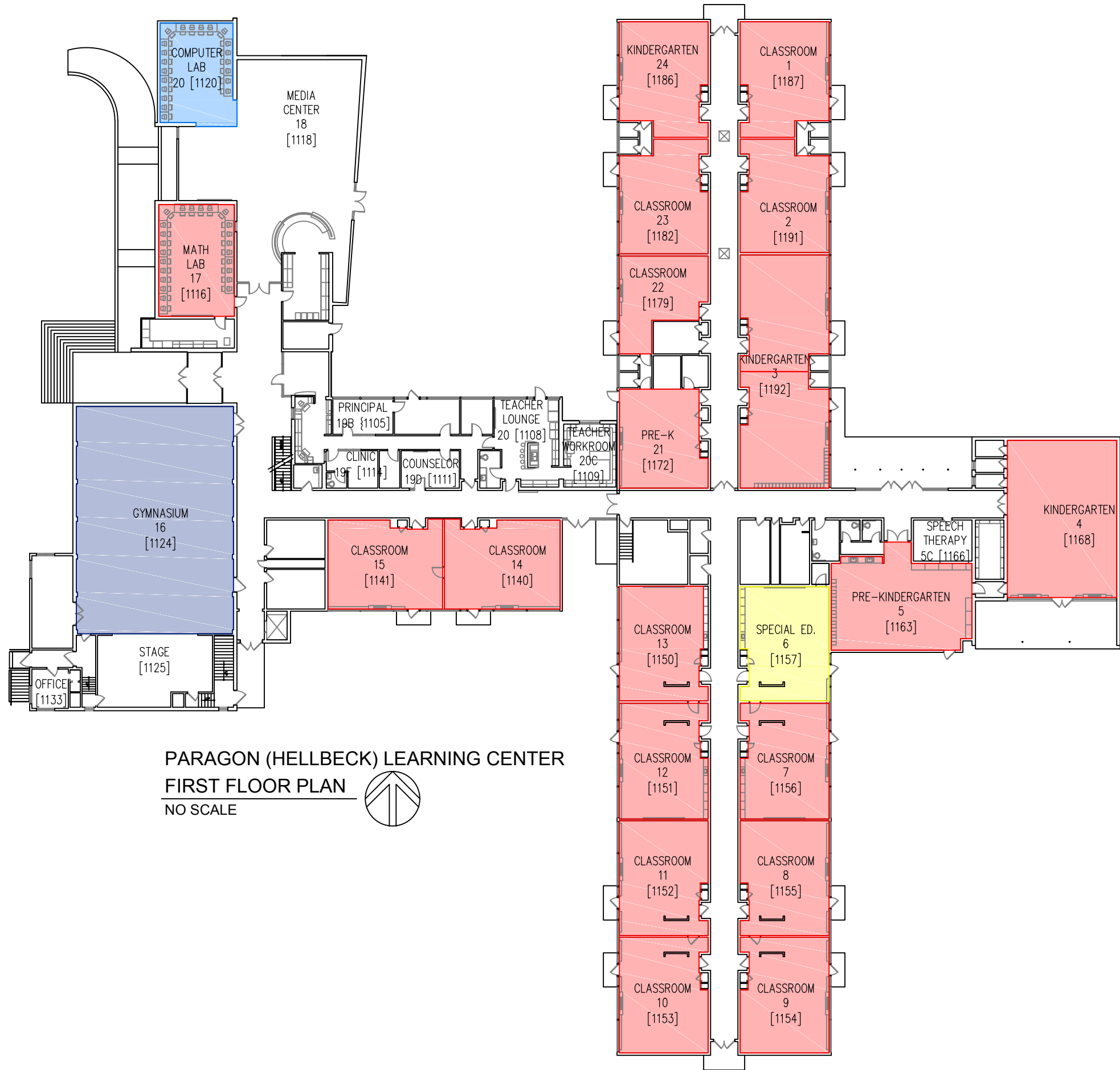
**LEGEND:**

**COLOR, COUNT and AREA (TOTAL SF)**

- GENERAL CLASSROOM
- SCIENCE:
- SPECIAL ED.
- CTE (HEAVY):
- CTE (LIGHT):
- COMPUTER LAB
- ART:
- MUSIC (INSTRUMENTAL)
- MUSIC (VOCAL):
- GYMNASIUM
- FITNESS/WEIGHTS/OTHER PE:
- HEALTH/PE CLASSROOM
- BROADCAST/RECORDING STUDIO

**COUNT and AREA ONLY (TOTAL SF):**














- LIBRARY
- SPECIAL ED RESOURCE
- DINING/COMMONS
- MODULAR/TEMP
- ADMINISTRATIVE & BUILDING SUPPORT SPACES
- AUDITORIUM:



**PARAGON (HELLBECK) LEARNING CENTER**  
**FIRST FLOOR PLAN**  
 NO SCALE

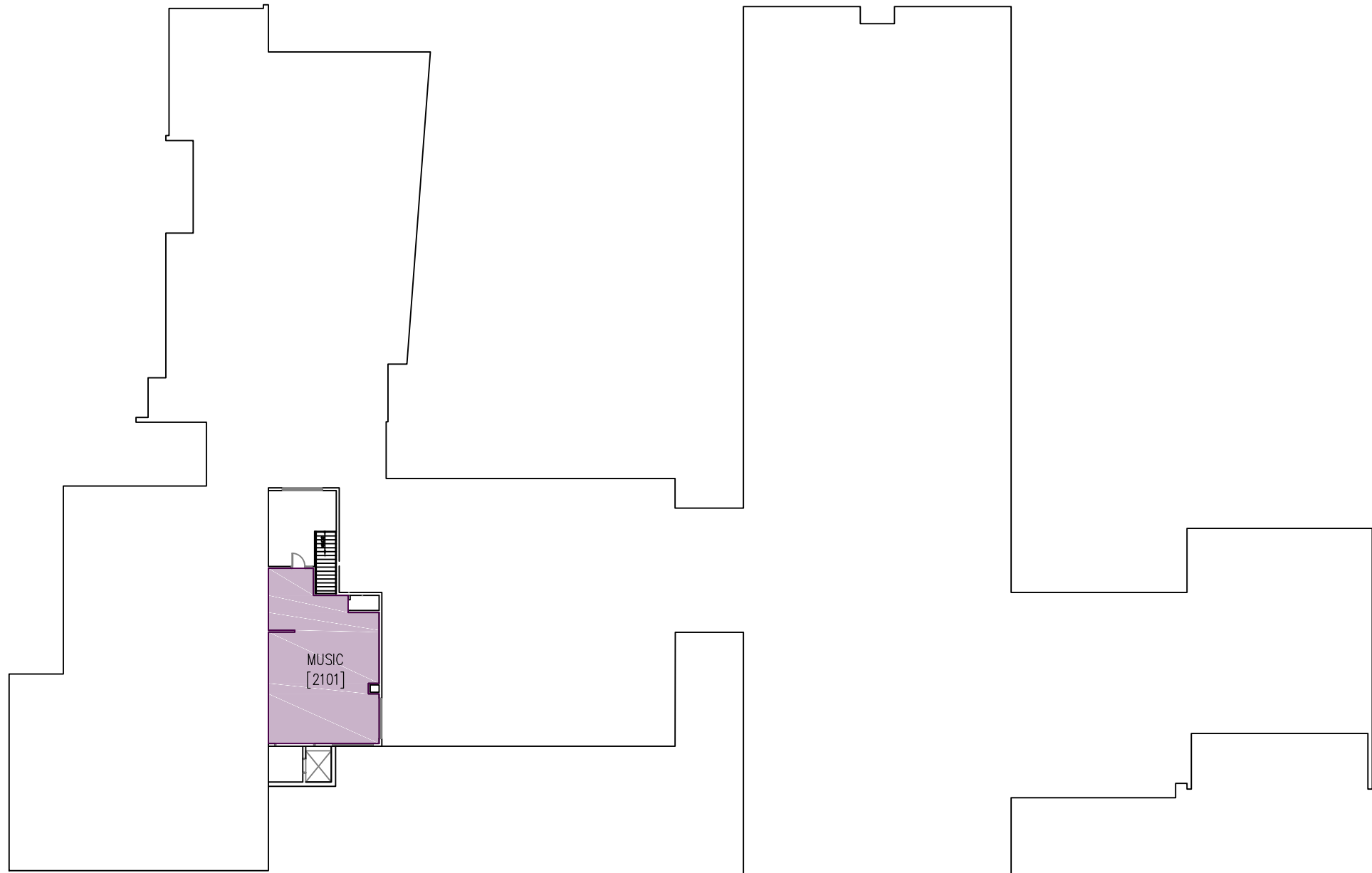
**LEGEND:**

**COLOR, COUNT and AREA (TOTAL SF)**

-  GENERAL CLASSROOM
-  SCIENCE:
-  SPECIAL ED.
-  CTE (HEAVY):
-  CTE (LIGHT):
-  COMPUTER LAB
-  ART:
-  MUSIC (INSTRUMENTAL)
-  MUSIC (VOCAL):
-  GYMNASIUM
-  FITNESS/WEIGHTS/OTHER PE:
-  HEALTH/PE CLASSROOM
-  BROADCAST/RECORDING STUDIO

**COUNT and AREA ONLY (TOTAL SF):**

- LIBRARY
- SPECIAL ED RESOURCE
- DINING/COMMONS
- MODULAR/TEMP
- ADMINISTRATIVE & BUILDING SUPPORT SPACES
- AUDITORIUM:



PARAGON (HELLBECK) LEARNING CENTER  
SECOND FLOOR PLAN  
NO SCALE



**LEGEND:**

**COLOR, COUNT and AREA (TOTAL SF)**

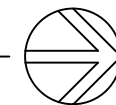
- GENERAL CLASSROOM
- SCIENCE:
- SPECIAL ED.:
- CTE (HEAVY)
- CTE (LIGHT):
- COMPUTER LAB
- ART:
- MUSIC (INSTRUMENTAL)
- MUSIC (VOCAL):
- GYMNASIUM
- FITNESS/WEIGHTS/OTHER PE:
- HEALTH/PE CLASSROOM
- BROADCAST/RECORDING STUDIO

**COUNT and AREA ONLY (TOTAL SF):**

- LIBRARY
- SPECIAL ED RESOURCE:
- DINING/COMMONS
- MODULAR/TEMP
- ADMINISTRATIVE & BUILDING SUPPORT SPACES
- AUDITORIUM



**RONCALLI MIDDLE SCHOOL**  
**FIRST FLOOR PLAN**  
 NO SCALE



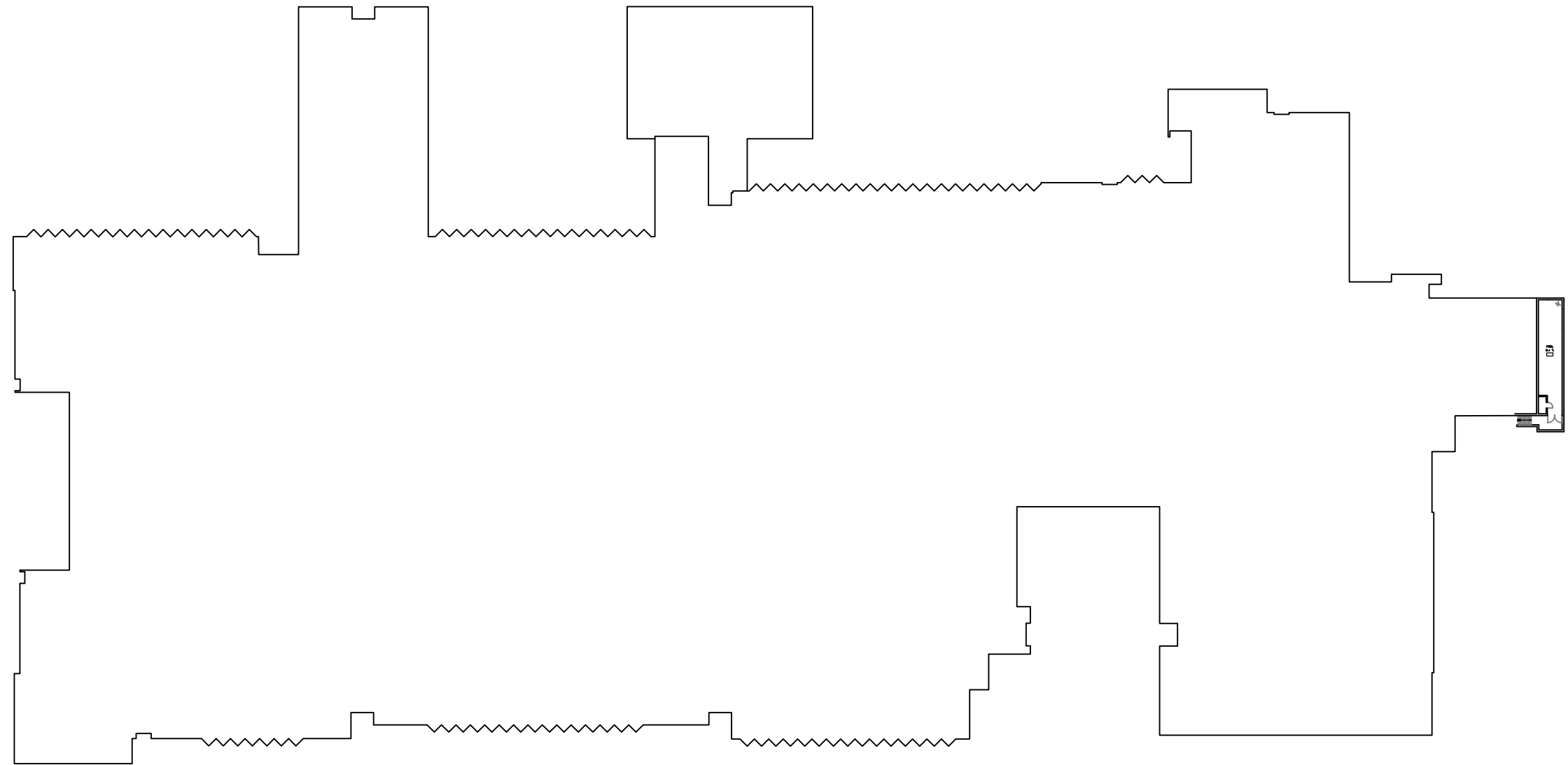
LEGEND:

COLOR, COUNT and AREA (TOTAL SF)

- |   |  |
|---|--|
|  GENERAL CLASSROOM |  MUSIC (INSTRUMENTAL)       |
|  SCIENCE           |  MUSIC (VOCAL)              |
|  SPECIAL ED.       |  GYMNASIUM:                 |
|  CTE (HEAVY)       |  FITNESS/WEIGHTS/OTHER PE   |
|  CTE (LIGHT)       |  HEALTH/PE CLASSROOM        |
|  COMPUTER LAB      |  BROADCAST/RECORDING STUDIO |
|  ART               |  |

COUNT and AREA ONLY (TOTAL SF):

- LIBRARY
- SPECIAL ED RESOURCE
- DINING/COMMONS
- MODULAR/TEMP
- ADMINISTRATIVE & BUILDING SUPPORT SPACES
- AUDITORIUM (NOT INCL. STAGE)



SOUTH HIGH SCHOOL  
BASEMENT PLAN  
NO SCALE



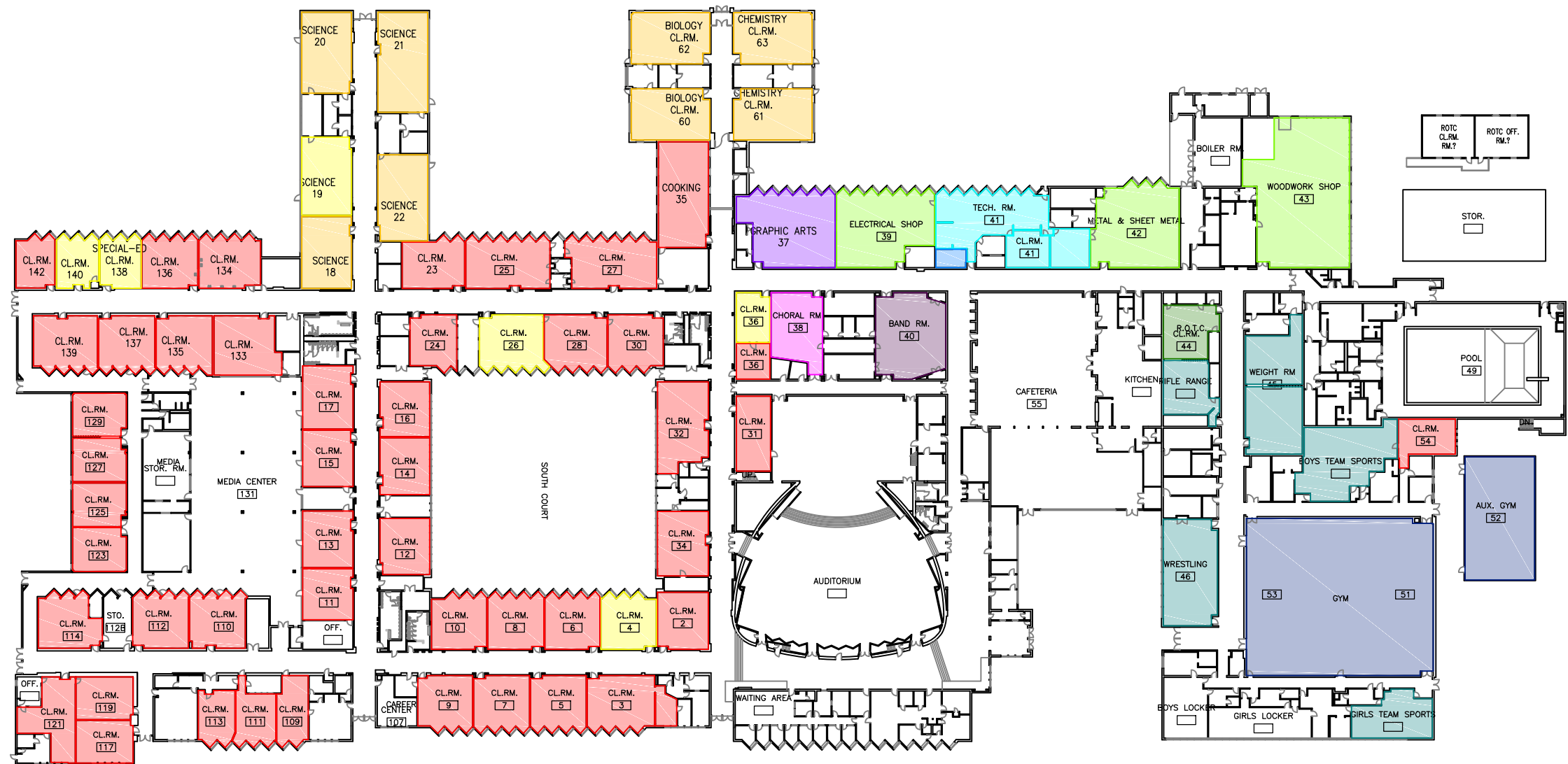
LEGEND:

COLOR, COUNT and AREA (TOTAL SF)

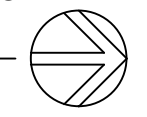
	GENERAL CLASSROOM		MUSIC (INSTRUMENTAL)
	SCIENCE		MUSIC (VOCAL)
	SPECIAL ED.		GYMNASIUM:
	CTE (HEAVY)		FITNESS/WEIGHTS/OTHER PE
	CTE (LIGHT)		HEALTH/PE CLASSROOM
	COMPUTER LAB		BROADCAST/RECORDING STUDIO
	ART		

COUNT and AREA ONLY (TOTAL SF):

- LIBRARY
- SPECIAL ED RESOURCE
- DINING/COMMONS
- MODULAR/TEMP
- ADMINISTRATIVE & BUILDING SUPPORT SPACES
- AUDITORIUM (NOT INCL. STAGE)








SOUTH HIGH SCHOOL  
FIRST FLOOR PLAN  
NO SCALE



LEGEND:

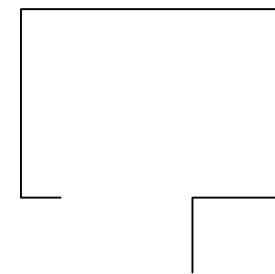
COLOR, COUNT and AREA (TOTAL SF)

-  GENERAL CLASSROOM
-  SCIENCE
-  SPECIAL ED.
-  CTE (HEAVY)
-  CTE (LIGHT)
-  COMPUTER LAB
-  ART

-  MUSIC (INSTRUMENTAL)
-  MUSIC (VOCAL)
-  GYMNASIUM:
-  FITNESS/WEIGHTS/OTHER PE
-  HEALTH/PE CLASSROOM
-  BROADCAST/RECORDING STUDIO

COUNT and AREA ONLY (TOTAL SF):






- LIBRARY
- SPECIAL ED RESOURCE
- DINING/COMMONS
- MODULAR/TEMP
- ADMINISTRATIVE & BUILDING SUPPORT SPACES
- AUDITORIUM (NOT INCL. STAGE)





LEGEND:

COLOR, COUNT and AREA (TOTAL SF):

-  PRE-KINDERGARTEN
-  KINDERGARTEN
-  GRADES 1-3
-  GRADES 4-5:
-  GRADES 6-8 (in K-8 ONLY)
-  SPECIAL ED. SELF-CONTAINED

COUNT and AREA ONLY (TOTAL SF):

ART:

MUSIC:

SCIENCE

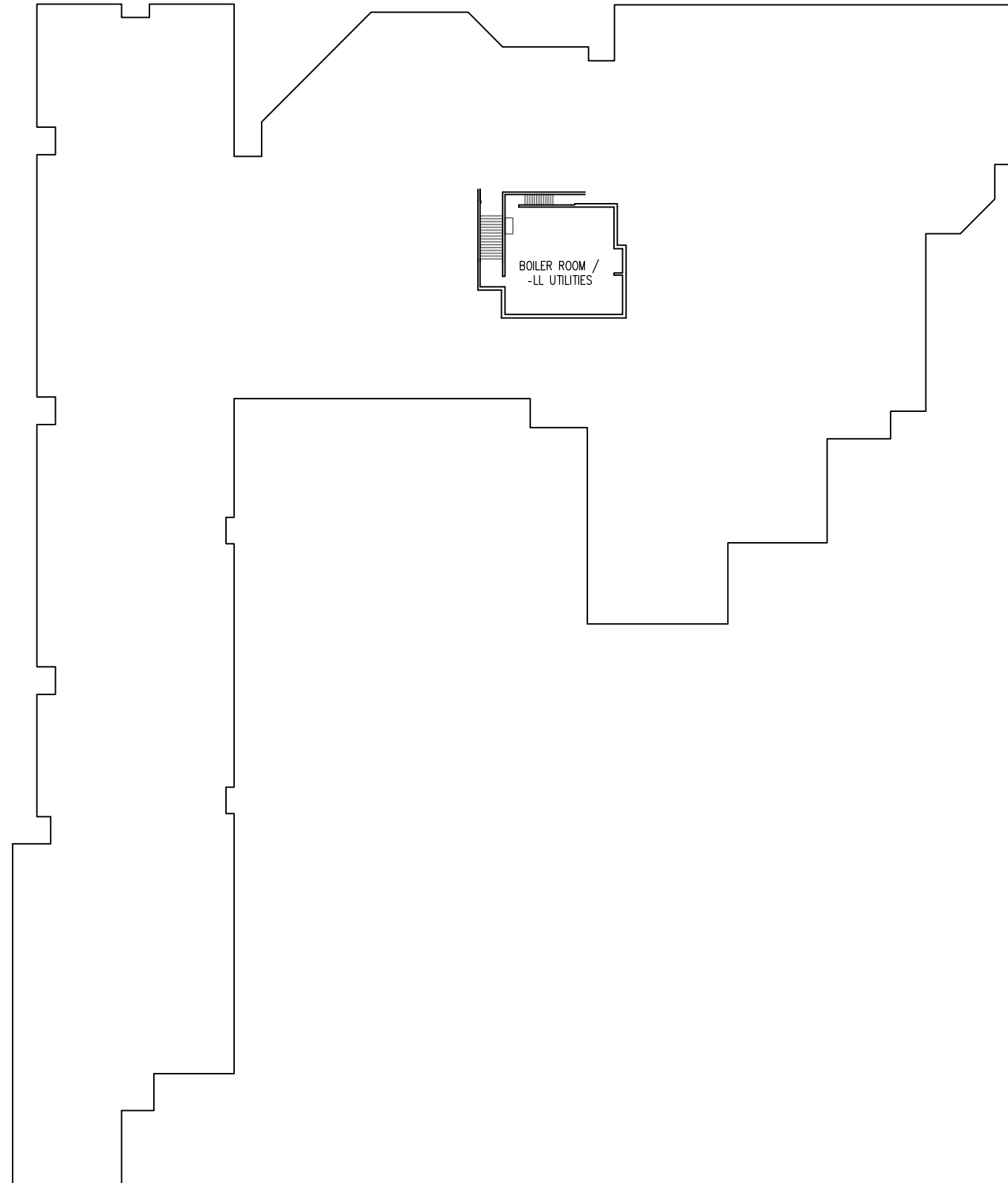
SPECIAL ED. RESOURCE

PE/MULTI-PURPOSE/AUDITORIUM

COMPUTER LAB

MODULAR/TEMP CLASSROOMS

ADMINISTRATIVE & BUILDING SUPPORT SPACES



**LEGEND:**

**COLOR, COUNT and AREA (TOTAL SF):**

- PRE-KINDERGARTEN
- KINDERGARTEN
- GRADES 1-3
- GRADES 4-5:
- GRADES 6-8 (in K-8 ONLY)
- SPECIAL ED. SELF-CONTAINED

**COUNT and AREA ONLY (TOTAL SF):**

- ART:
- MUSIC:
- SCIENCE
- SPECIAL ED. RESOURCE
- PE/MULTI-PURPOSE/AUDITORIUM
- COMPUTER LAB
- MODULAR/TEMP CLASSROOMS
- ADMINISTRATIVE & BUILDING SUPPORT SPACES









**SOUTHPARK ELEMENTARY SCHOOL**  
**FIRST FLOOR PLAN**  
 NO SCALE



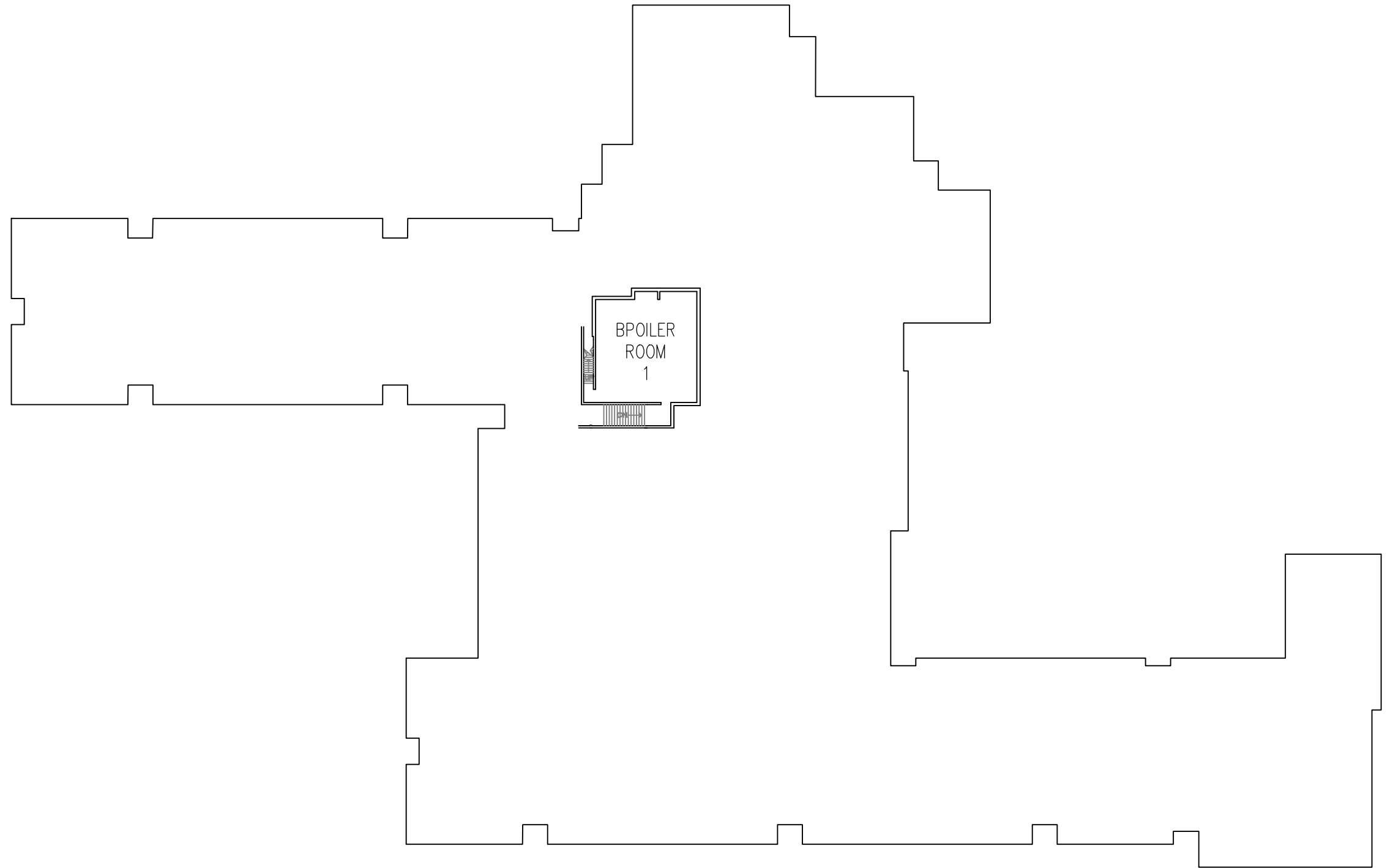
**LEGEND:**

**COLOR, COUNT and AREA (TOTAL SF):**

-  PRE-KINDERGARTEN
-  KINDERGARTEN
-  GRADES 1-3
-  GRADES 4-5:
-  GRADES 6-8 (in K-8 ONLY)
-  SPECIAL ED. SELF-CONTAINED:

**COUNT and AREA ONLY (TOTAL SF):**

- ART:
- MUSIC
- SCIENCE
- SPECIAL ED. RESOURCE
- PE/MULTI-PURPOSE/AUDITORIUM
- COMPUTER LAB
- MODULAR/TEMP CLASSROOMS:
- ADMINISTRATIVE & BUILDING SUPPORT SPACES



**SUNSET PARK ELEMENTARY SCHOOL**

**BASEMENT PLAN**

NO SCALE



**LEGEND:**

**COLOR, COUNT and AREA (TOTAL SF):**

- PRE-KINDERGARTEN
- KINDERGARTEN
- GRADES 1-3
- GRADES 4-5:
- GRADES 6-8 (in K-8 ONLY)
- SPECIAL ED. SELF-CONTAINED:

**COUNT and AREA ONLY (TOTAL SF):**

- ART:
- MUSIC
- SCIENCE
- SPECIAL ED. RESOURCE
- PE/MULTI-PURPOSE/AUDITORIUM
- COMPUTER LAB
- MODULAR/TEMP CLASSROOMS:
- ADMINISTRATIVE & BUILDING SUPPORT SPACES



**SUNSET PARK ELEMENTARY SCHOOL**

**FIRST FLOOR PLAN**

NO SCALE

