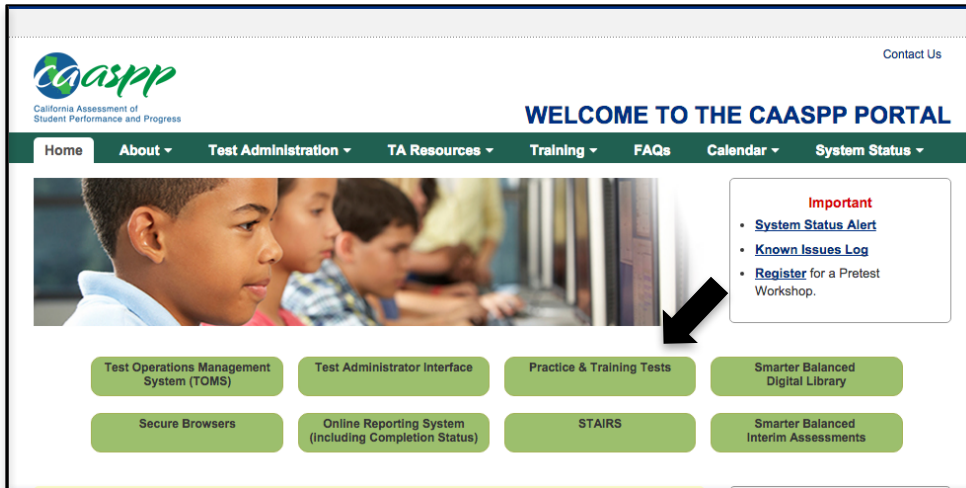


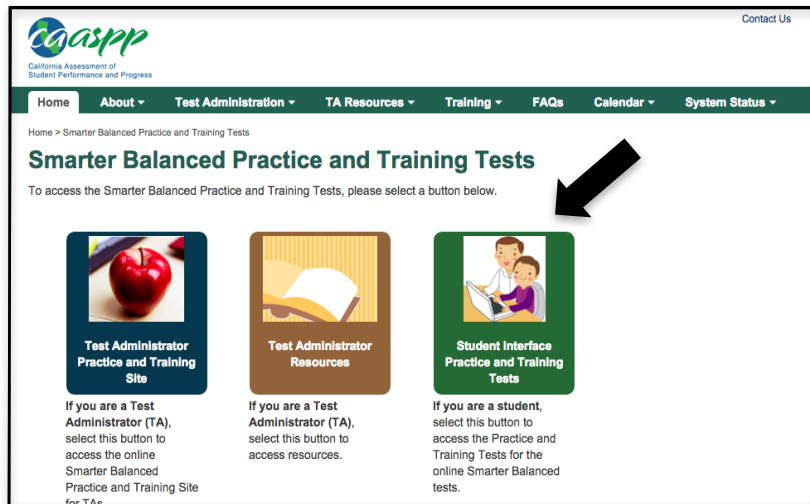
CAASPP Practice Test

Parents and students, you can access the CAASPP Practice Test at home! Follow the directions below.

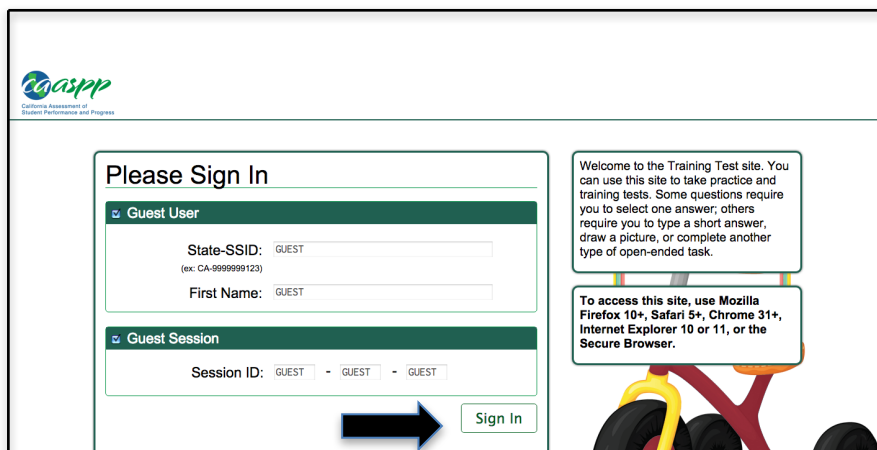
1. Login www.caaspp.org. Select Practice & Training Tests



2. Select Student Interface



3. Sign in as a Guest User – Just click Sign In



4. Is This You? – Select grade and then Yes

Is This You?

Please review the following information.

SSID: GUEST 0
First Name: GUEST

Grade:

School: GUEST School
State: GUEST State

5. Select the Smarter Balanced Tests.

Do not choose the California Alternative Tests (CAA).

Your Tests
Select the test you need to take.

Smarter Balanced Practice Tests

<input type="button" value="➔"/> Start Grade 3 ELA Practice Test <small>This is opportunity 1 of 99</small>	<input type="button" value="➔"/> Start Grade 3 ELA Performance Task <small>This is opportunity 1 of 99</small>
<input type="button" value="➔"/> Start Grade 3 Math Practice Test <small>This is opportunity 1 of 99</small>	<input type="button" value="➔"/> Start Grade 3 Math Performance Task <small>This is opportunity 1 of 99</small>

Smarter Balanced Training Tests

<input type="button" value="➔"/> Start Grades 3-5 ELA Training Test <small>This is opportunity 1 of 99</small>	<input type="button" value="➔"/> Start Grades 3-5 Math Training Test <small>This is opportunity 1 of 99</small>
--	---

6. Settings – Keep Settings & Click Select

Choose Settings:

Grades 3-5 ELA Training Test

Language:

Masking:

Highlighter:

Strikethrough:

Mark for Review:

American Sign Language:

Text-to-Speech:

Color Contrast:

Translations (Glossaries):

7. Is This Your Test? – Select Yes Start My Test

Is This Your Test?


Session ID: GUEST SESSION

Grades 3-5 ELA Training Test

Language: English
Masking: Masking Not Available
Highlighter: On
Strikethrough: On
Mark for Review: On
American Sign Language: Off
Text-to-Speech: No Text-to-Speech
Color Contrast: Black on White (default)

8. Sound Check

Sound Check

 Click on the sound icon to hear the sound.
If you hear the sound, click [Yes]. If not, click [No].

9. Test Instructions and Help – Review as Needed, Select Begin Test Now

Instructions and Help
You may select the question mark button to access this Help Guide at any time during your test.

Contents

- **Smarter Balanced Assessments:**
 - [Overview of the Test Site for Smarter Balanced Assessments](#)
 - [Test Rules for Smarter Balanced Assessments](#)
 - [About Print-on-Demand and Text-to-Speech for Smarter Balanced Assessments](#)
- **California Alternate Assessments (ELA and Mathematics Only):**
 - [Overview of the Test Site for California Alternate Assessments](#)
 - [Test Rules for California Alternate Assessments](#)

Next Step:
To begin your test, choose **Begin Test Now**. If your Test Administrator tells you to log out, choose **Return to Login**.