

**Burbank Unified School District  
Instructional Services  
REPORT TO THE BOARD**

TO: Members of the Board of Education

FROM : Sharon Cuseo, Assistant Superintendent, Instructional Services

PREPARED BY: Sharon Cuseo, Assistant Superintendent, Instructional Services

SUBMITTED BY: Terri Ramirez-Adams, Administrative Assistant II

DATE: November 16, 2023

SUBJECT: National Student Clearinghouse Data

---

**Background:**

The National Clearinghouse database contains more than 144 million college student records. It provides school districts with the ability to track the college enrollment, persistence, and graduation rates of Burbank Unified School District (BUSD) students. It also keeps records of the colleges where the students are currently enrolled. This data is obtained from colleges and universities that enroll 98% of college students. The current report from the National Clearinghouse addresses the number of students enrolled in public and private colleges, the number of students in two-year and four-year institutions, the persistence rates of attendance, the number of students attending each college, and the number of college graduates

**District Wide Goals for 2022-2023:**

- 1.1 Continue to promote a culture of academic success and implement proactive interventions to decrease the number of D and F grades in secondary schools and the number of 1 and 2 grades in elementary schools by 3%.
- 1.2 Increase the number of high school students who have completed a-g classes for college eligibility by 2%.

**Discussion and Issues:**

The Burbank Unified School District has a district-wide goal to increase the number of students who have completed the UC/CSU a-g classes for college courses and are eligible for The UC or CSU system. The current (2022-2023) number of district-wide eligible students is projected to be **51.2%**. the projected rate for John Burroughs High School is **51%** and the projected rate for Burbank High School is **54%**. This does not mean that 48.8% of students do not attend college. However, it does mean that the students who are not UC/CSU eligible and attend college have a more difficult time.

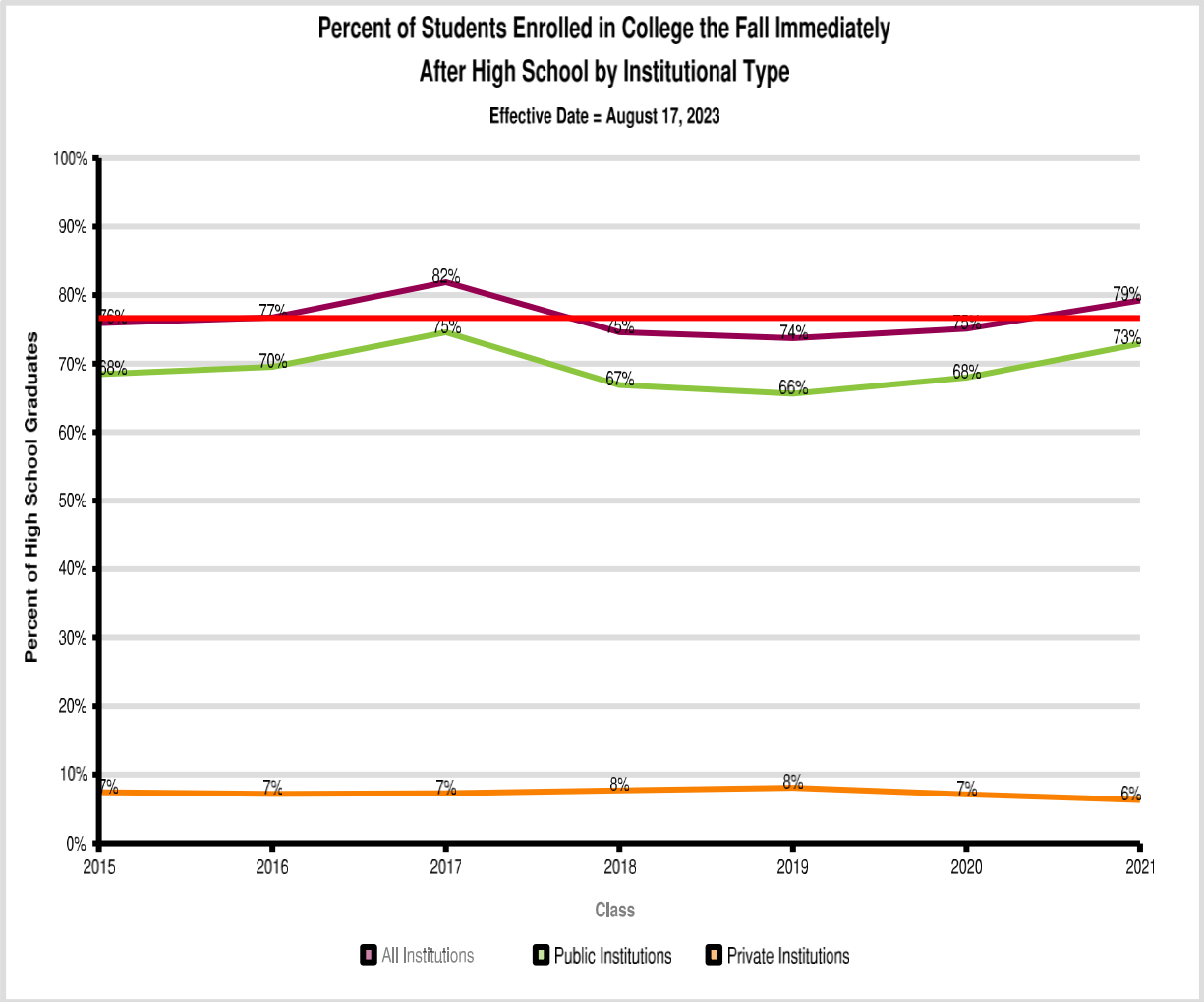
The UC/CSU a-g requirements are as follows:

- a- History- 20 credits; b- English- 40 credits; c-Mathematics- 30 credits; d-Science- 20 credits;
- e- Foreign Language- 20 credits; f- Visual/Performing Arts- 10; College elective– 10

GPA Requirement: UC = 3.0; CSU = 2.5

The District reviews what happens to students after graduation from high school. The data source for this report is the National Clearinghouse Burbank Unified School District Report. The following charts show the most current data.

The data in the following chart show the percentages of students enrolling in college immediately after high school by institutional type.

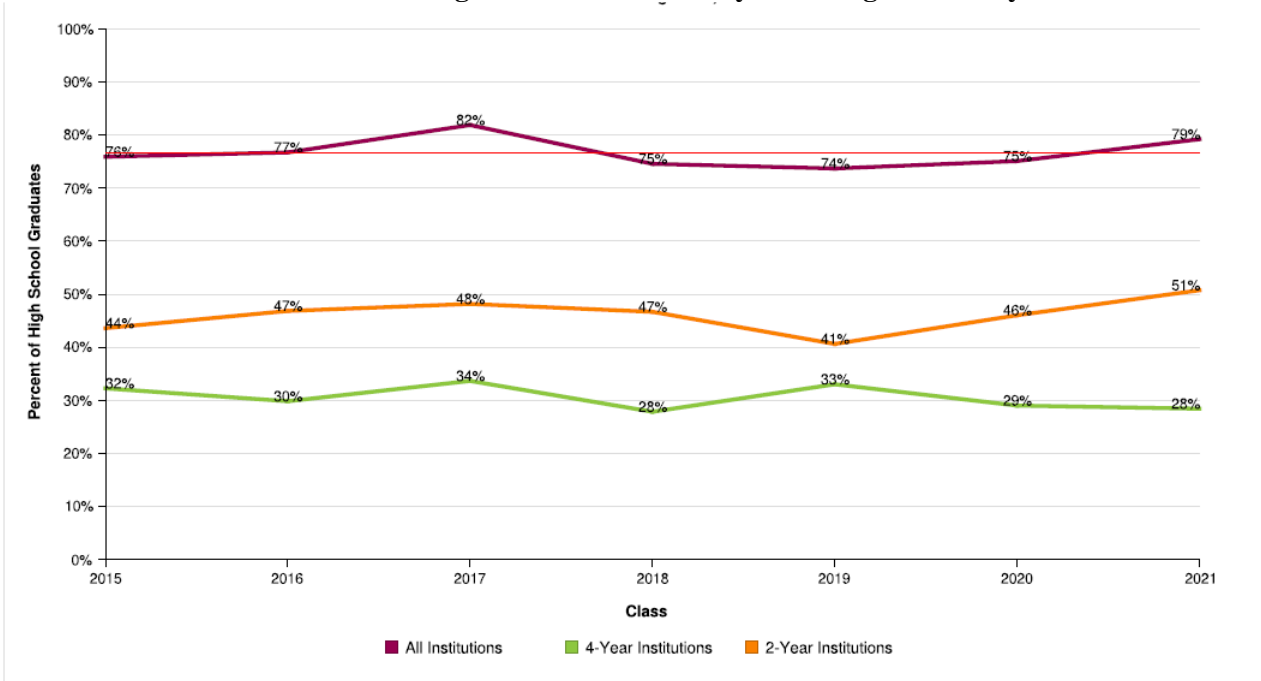


**AVERAGE OVER TIME = 77%**

The combined cohort percentage of BUSD students who enrolled in the fall immediately after graduation is now **79%**, which has been a steady number. In the most recent year, 2021, **73%** enrolled in public institutions and **6%** enrolled in private institutions

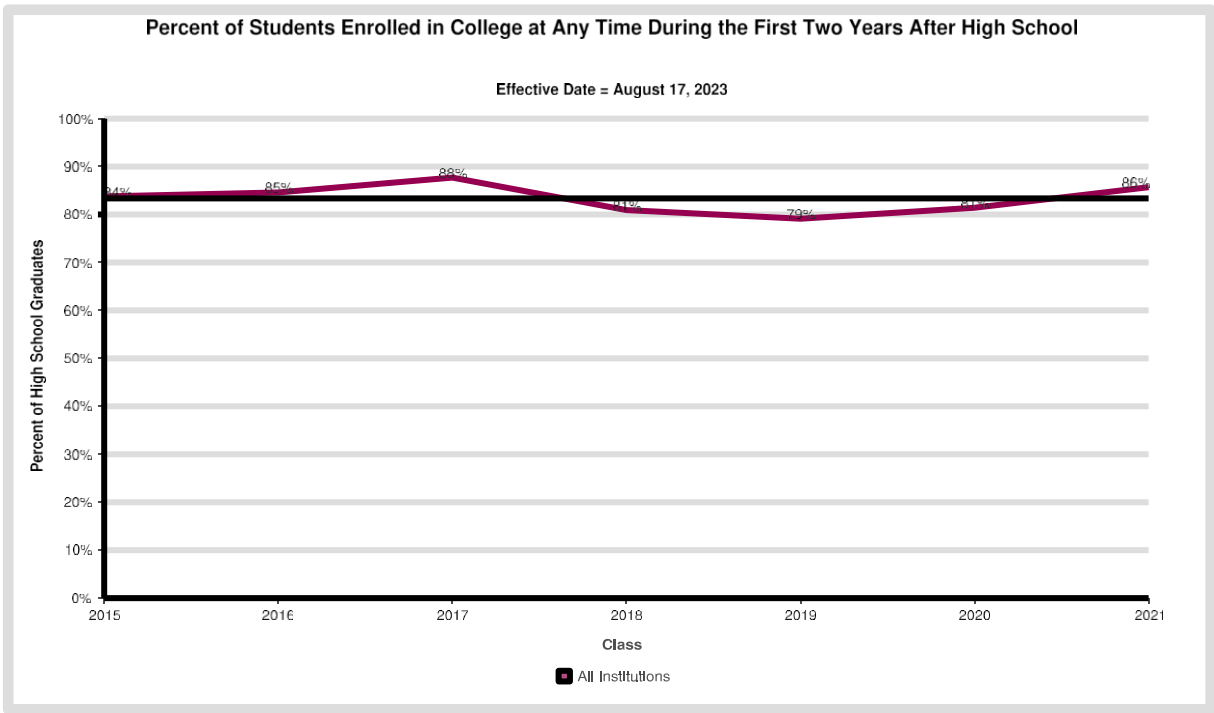
The chart below shows the students attending college the fall immediately after high school by institutional level. 79% of all graduates of the year 2021 were enrolled in college with 51% attending a two-year institution and 28% attending a four-year institution. Based on a relatively stable a-g rate 50%, approximately 22% of those who are attending a two-year institution are prepared, while approximately 29% are not prepared.

**Percent of Students Enrolled in College the Fall Immediately After High School by Institutional Level**



AVG = 77%

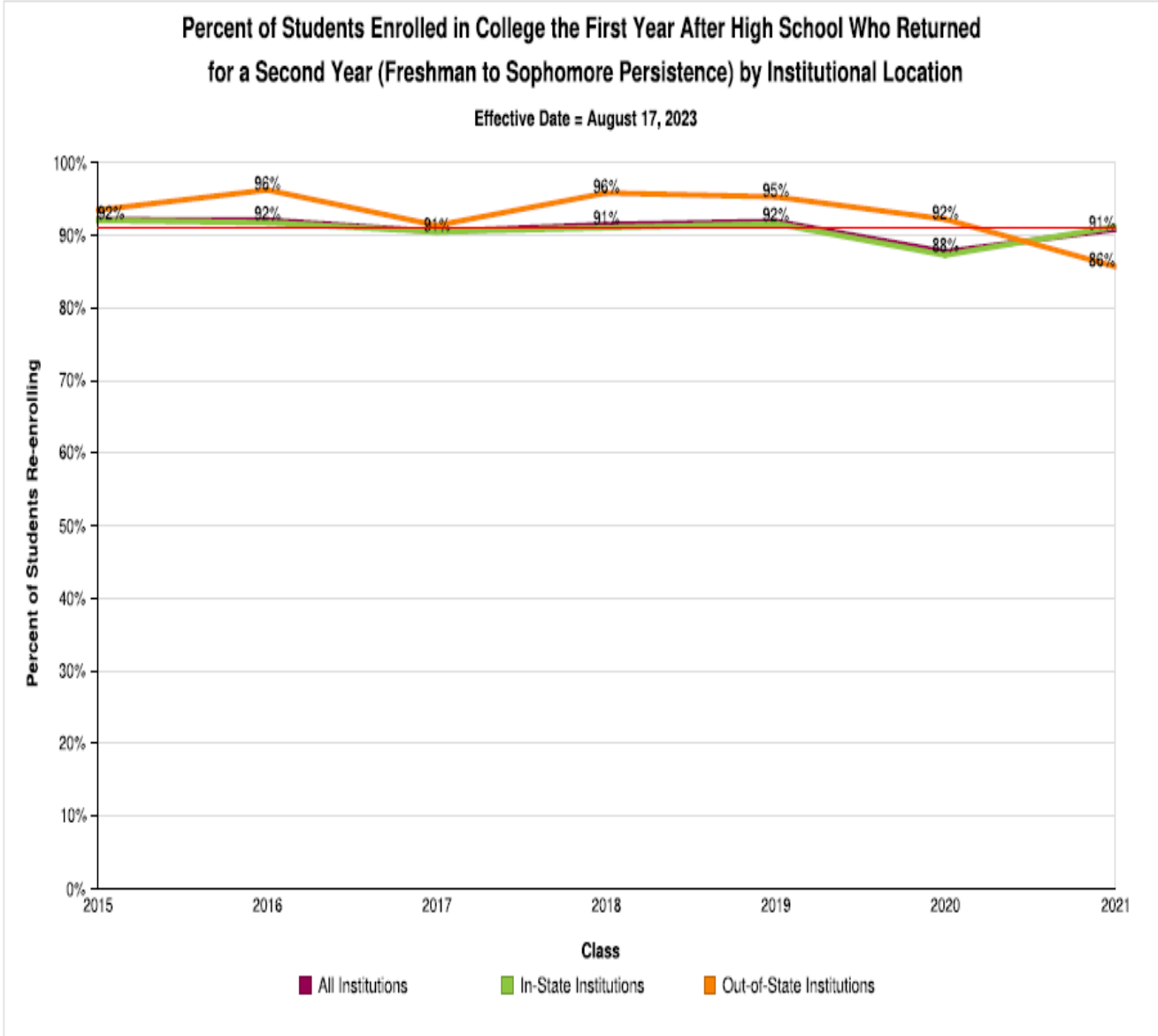
The chart below is the percentage of students in the cohort enrolled in college within the first two years, which is 86%. This number has declined from a high of 88% in 2017 but is starting to rebound.



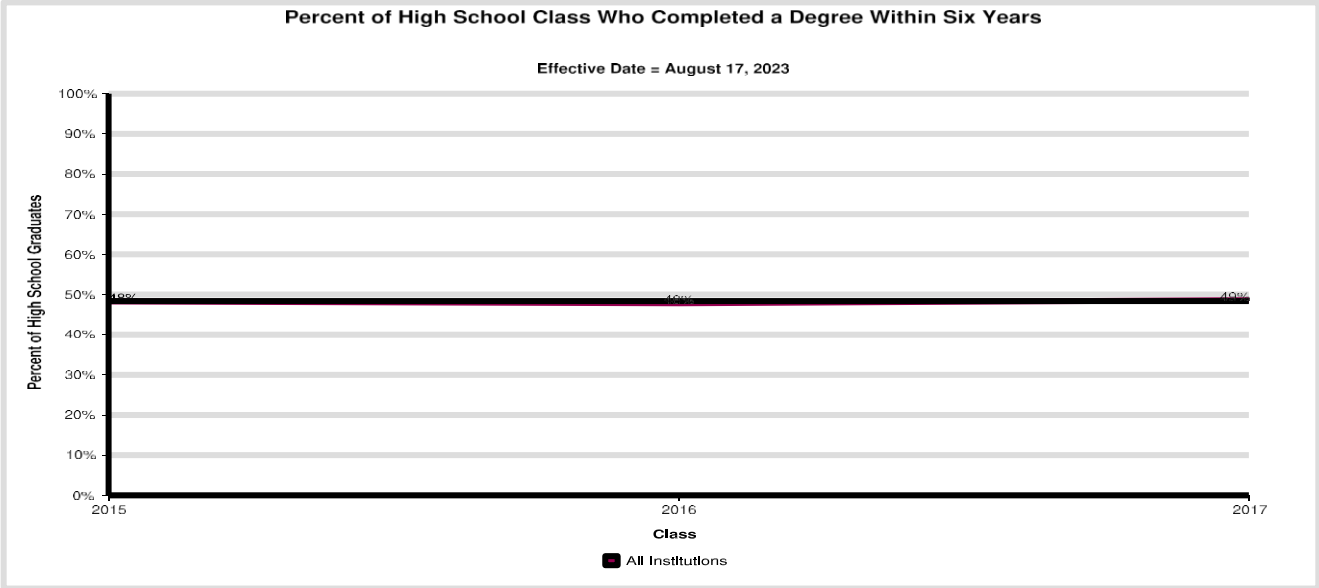
AVERAGE OVER TIME = 83%

The number of Burbank graduates who enroll as first-time college students within the first two years of high school graduation is strong. The district is working with Los Angeles Valley College staff to establish a program in a middle college, which will enable Burbank USD students to earn at least fifteen units of college credit before they graduate high school. This would enable Burbank students to be better prepared when they attend college for the first time after graduation, whether or not they attend a two-year institution or a four-year institution.

The chart below is the percentage of students who returned for their second year of college, which is identified as the persistence rate. The most recent persistence rate is 88%, but the average persistence rate over time is 91%.



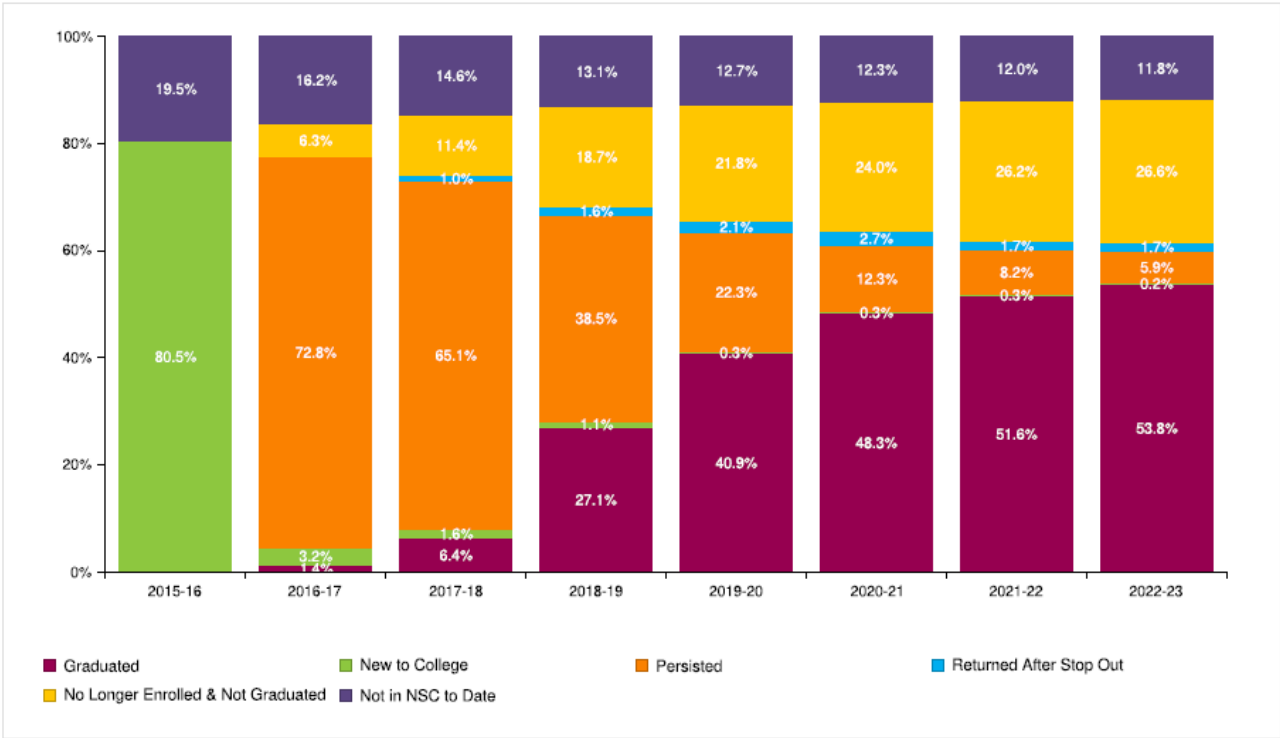
The chart below represents the percentage of students who earned a college degree within six years. This data takes longer to report because it is looking at a cohort of students over six years. The most recent data available shows a **49 %** of students who attended college were able to complete a degree within six years for the class of 2017.



**AVERAGE OVER TIME= 48%**

**Class of 2015 Postsecondary Enrollment and Progress**

This chart is the class of 2015 and illustrates their educational progress after high school graduation.



If you look at column one you can see that **80.5%** of the students who graduated in 2015 enrolled immediately after graduation. Of that number **6.3 %** dropped out the following year, but **3.2%** of the 2015 class attended college for the first time. **72.8%** continued to their second year of college. The trend is that the number of students who never have attended college continues to decline from a high of **19.5%** in 2015-2016 to a low of **11.8%** in 2022-2023. The number of students who graduate with either a two or four-year degree continues to increase to **53%** by 2022-2023.

Another interesting observation is that even after seven years, there are still students from the class of 2015 who are first-time students. In 2022-2023 that number was **3** students.

It is also important to look at the number of students who start college but quit. In 2022-2023 that number reached **321**. Although there are a number of reasons why students quit before they complete a degree program, ranging from personal to economic, insufficient academic preparation is a significant factor.



There has not been much change in the most common institutions BUSD students are choosing for college. Glendale Community College continues to be number one for the cohort and the most popular 4-year university is California State University, Northridge. The University of Southern California is the only private school to make the top 25 list of colleges for BUSD students.

**Most Common Institutions of Enrollment in the Fall Immediately Following High School Graduation for All Classes by Number of Students**

Name	Rank	State	Level	Type	Total
<b>GLENDALE COMMUNITY COLLEGE</b>	<b>1</b>	<b>CA</b>	<b>2-year</b>	<b>Public</b>	<b>1,295</b>
PASADENA CITY COLLEGE	2	CA	2-year	Public	964
LOS ANGELES VALLEY COLLEGE	3	CA	2-year	Public	681
<b>CALIFORNIA STATE UNIVERSITY-NORTHRIDGE</b>	<b>4</b>	<b>CA</b>	<b>4-year</b>	<b>Public</b>	<b>527</b>
COLLEGE OF THE CANYONS	5	CA	2-year	Public	191
<b>UNIVERSITY OF CALIFORNIA - IRVINE</b>	<b>6</b>	<b>CA</b>	<b>4-year</b>	<b>Public</b>	<b>141</b>
UNIVERSITY OF CALIFORNIA-LOS ANGELES	7	CA	4-year	Public	122
UNIVERSITY OF CALIFORNIA-SAN DIEGO	8	CA	4-year	Public	94
LOS ANGELES PIERCE COLLEGE	9	CA	2-year	Public	93
SANTA MONICA COLLEGE	10	CA	2-year	Public	88
UNIVERSITY OF CALIFORNIA - RIVERSIDE	11	CA	4-year	Public	77
LOS ANGELES MISSION COLLEGE	12	CA	2-year	Public	75
UNIVERSITY OF CALIFORNIA - BERKELEY	13	CA	4-year	Public	70
UNIVERSITY OF CALIFORNIA-SANTA BARBARA	14	CA	4-year	Public	65
SAN DIEGO STATE UNIVERSITY	15	CA	4-year	Public	59
UNIVERSITY OF CALIFORNIA-SANTA CRUZ	16	CA	4-year	Public	54
UNIVERSITY OF CALIFORNIA-DAVIS	17	CA	4-year	Public	48
CALIFORNIA STATE POLYTECHNIC UNIVERSITY, POMONA	18	CA	4-year	Public	47
CALIFORNIA STATE UNIVERSITY - LONG BEACH	19	CA	4-year	Public	43
CALIFORNIA STATE UNIVERSITY - LOS ANGELES	20	CA	4-year	Public	38
<b>UNIVERSITY OF SOUTHERN CALIFORNIA</b>	<b>21</b>	<b>CA</b>	<b>4-year</b>	<b>Private</b>	<b>37</b>
CALIFORNIA POLYTECHNIC STATE UNIVERSITY	22	CA	4-year	Public	35
CALIFORNIA STATE UNIVERSITY - FULLERTON	23	CA	4-year	Public	34
SAN FRANCISCO STATE UNIVERSITY	24	CA	4-year	Public	34
SANTA BARBARA CITY COLLEGE	25	CA	2-year	Public	34

**Conclusion:**

In general, most Burbank USD graduates stay close to home for college. Glendale Community College, Pasadena City College, Los Angeles Valley College and California State University, Northridge are the most well attended. The University of Southern California is the private school with the most BUSD graduates.

**Fiscal Impact:**

No fiscal impact.

**Recommendation:**

Sharon Cuseo, Assistant Superintendent of Instructional Services, will report on the National Student Clearinghouse Data for Burbank Unified School District Graduates, as presented.