

Cell Phones in School - Parents/Caregivers

Friday, May 24, 2024

1175

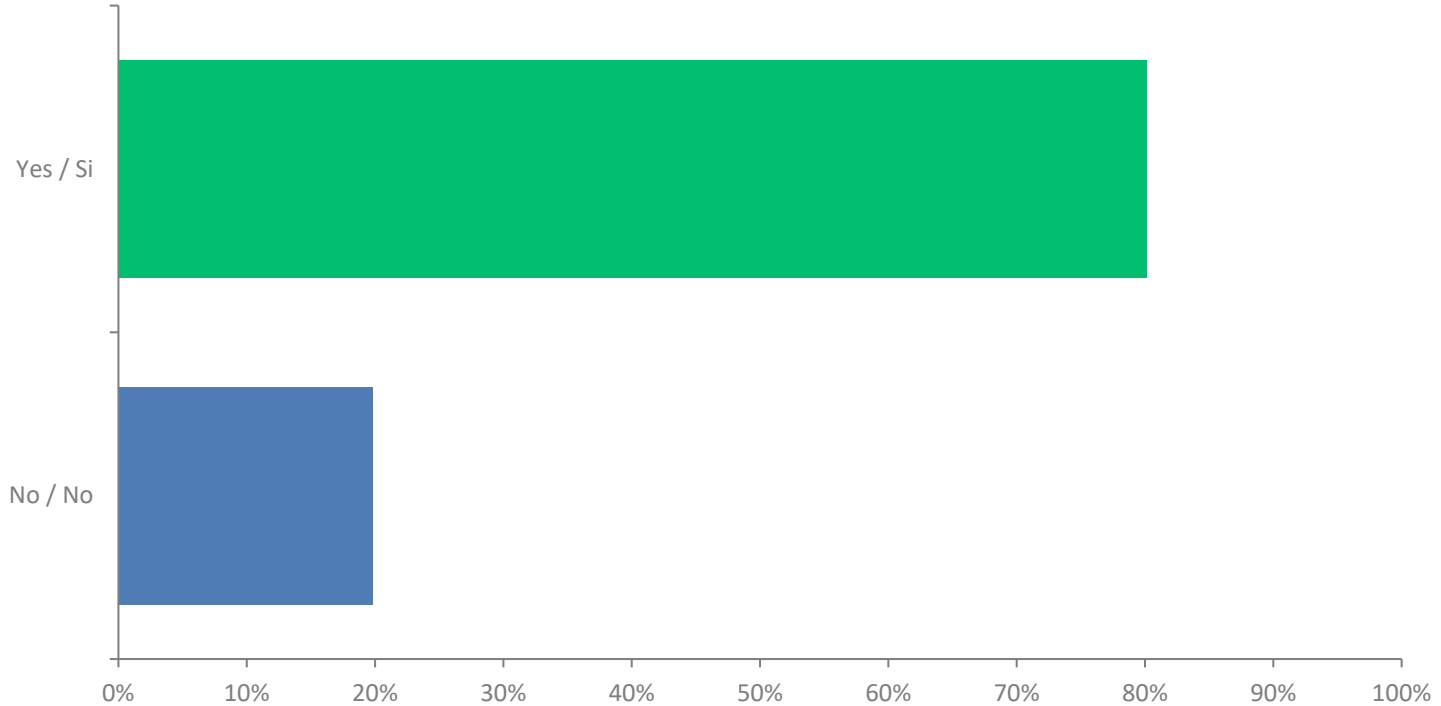
Total Responses

Date Created: Friday, April 26, 2024

Complete Responses: 1175

Q1: Do you have children in school who own a cell phone?

Answered: 1175 ; 0



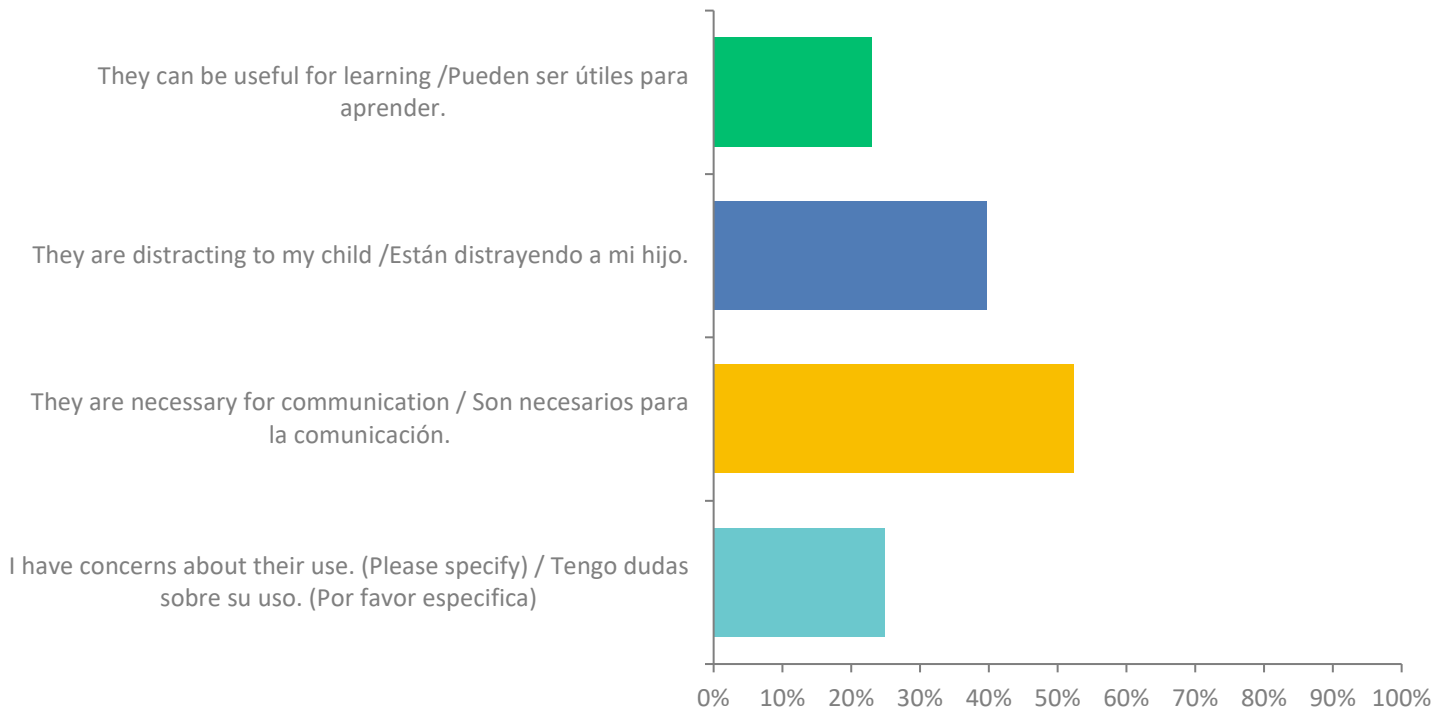
Q1: Do you have children in school who own a cell phone?

Answered: 1175 ; 0

ANSWER CHOICES	RESPONSES	
Yes / Si	80.17%	942
No / No	19.83%	233
TOTAL		1175

Q2: What are your views on cell phones at school?

Answered: 1168 ; 7



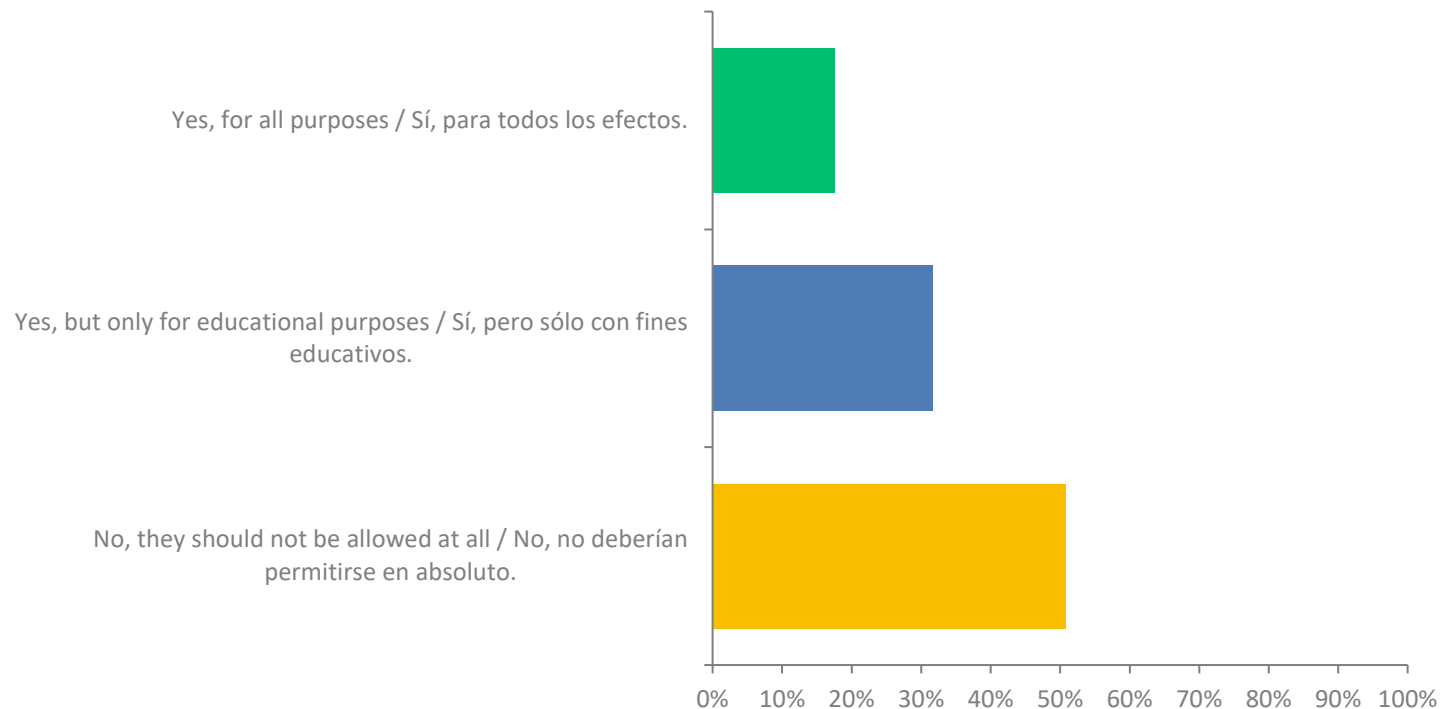
Q2: What are your views on cell phones at school?

Answered: 1168 ; 7

ANSWER CHOICES	RESPONSES	
They can be useful for learning /Pueden ser útiles para aprender.	23.03%	269
They are distracting to my child /Están distraendo a mi hijo.	39.73%	464
They are necessary for communication / Son necesarios para la comunicación.	52.31%	611
I have concerns about their use. (Please specify) / Tengo dudas sobre su uso. (Por favor especifica)	24.91%	291
TOTAL		1635

Q3: Should cell phones be allowed in classrooms?

Answered: 1175 ; 0



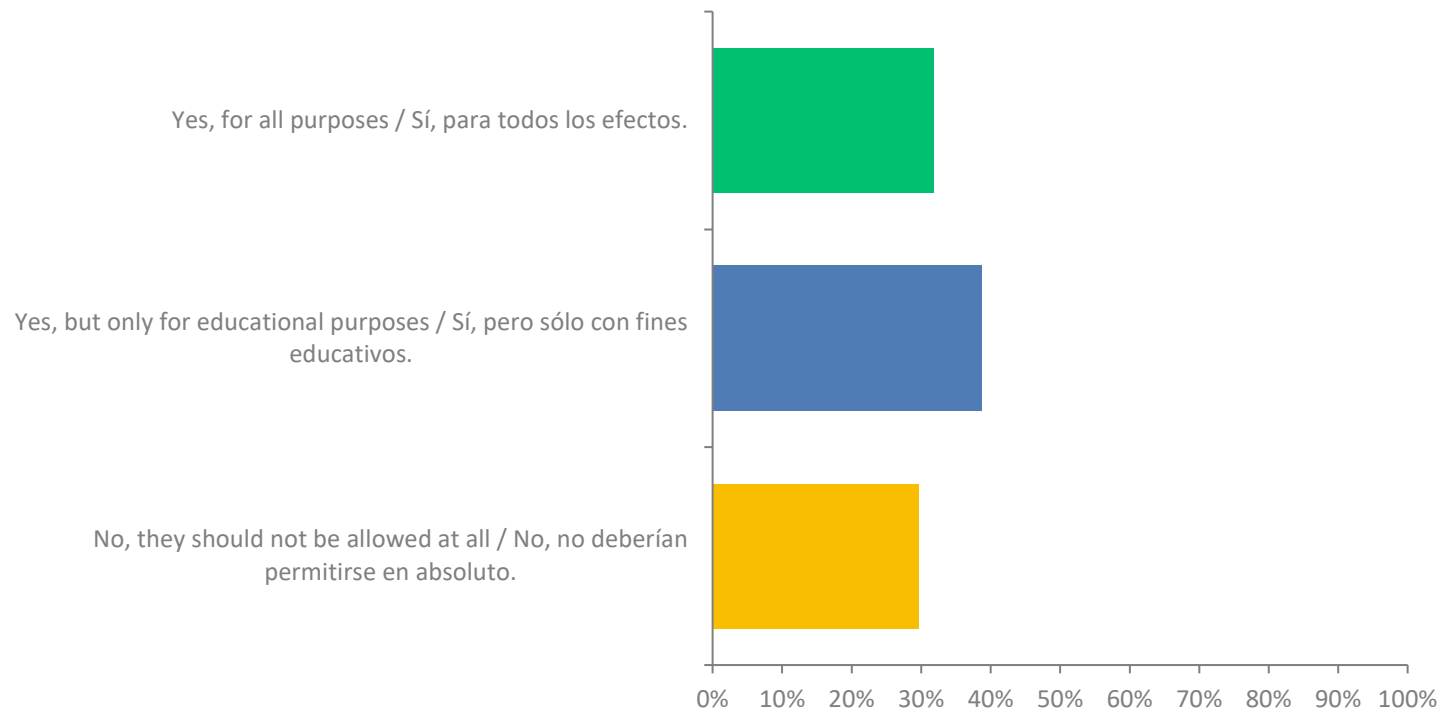
Q3: Should cell phones be allowed in classrooms?

Answered: 1175 ; 0

ANSWER CHOICES	RESPONSES	
Yes, for all purposes / Sí, para todos los efectos.	17.53%	206
Yes, but only for educational purposes / Sí, pero sólo con fines educativos.	31.66%	372
No, they should not be allowed at all / No, no deberían permitirse en absoluto.	50.81%	597
TOTAL		1175

Q4: Should cell phones be allowed at school?

Answered: 1175 ; 0



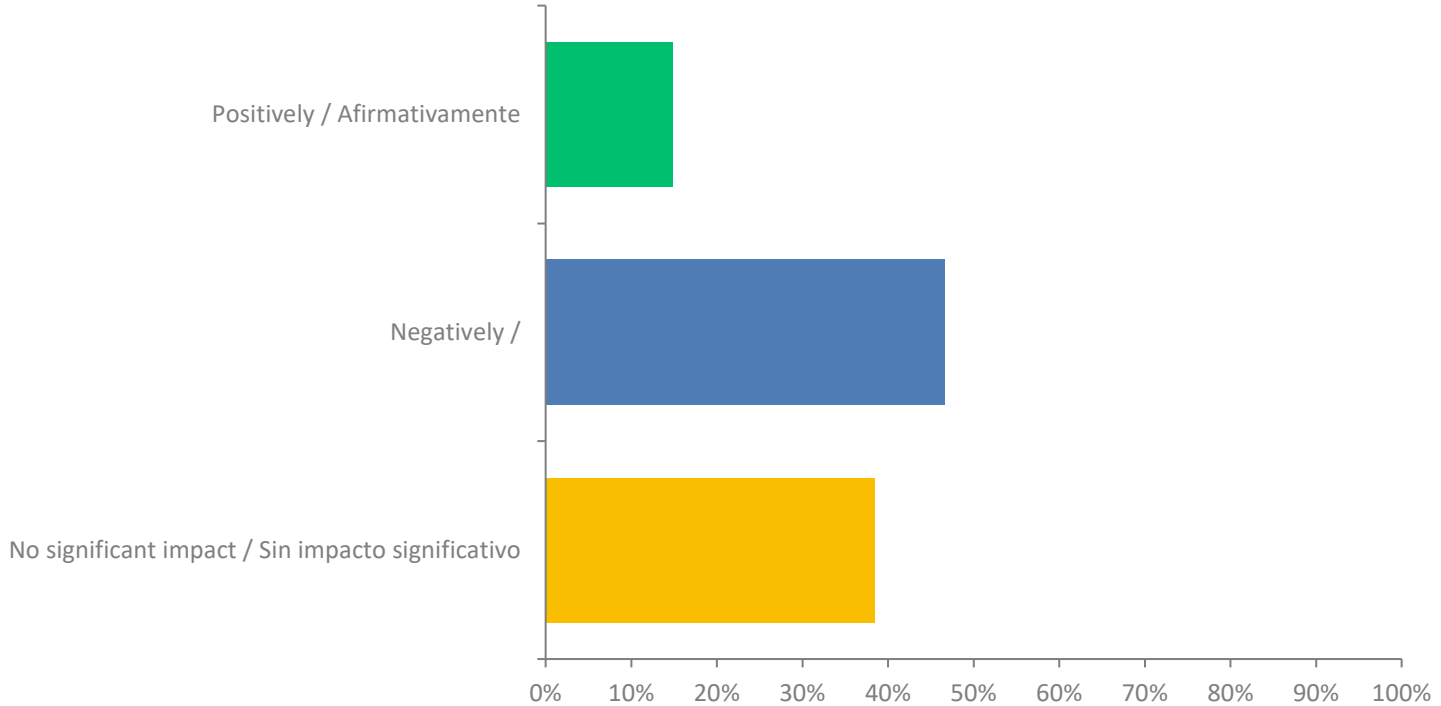
Q4: Should cell phones be allowed at school?

Answered: 1175 ; 0

ANSWER CHOICES	RESPONSES	
Yes, for all purposes / Sí, para todos los efectos.	31.74%	373
Yes, but only for educational purposes / Sí, pero sólo con fines educativos.	38.64%	454
No, they should not be allowed at all / No, no deberían permitirse en absoluto.	29.62%	348
TOTAL		1175

Q5: How do you think cell phones impact your child's education?

Answered: 1153 ; 22



Q5: How do you think cell phones impact your child's education?

Answered: 1153 ,: 22

ANSWER CHOICES	RESPONSES	
Positively / Afirmativamente	14.92%	172
Negatively /	46.57%	537
No significant impact / Sin impacto significativo	38.51%	444
TOTAL		1153