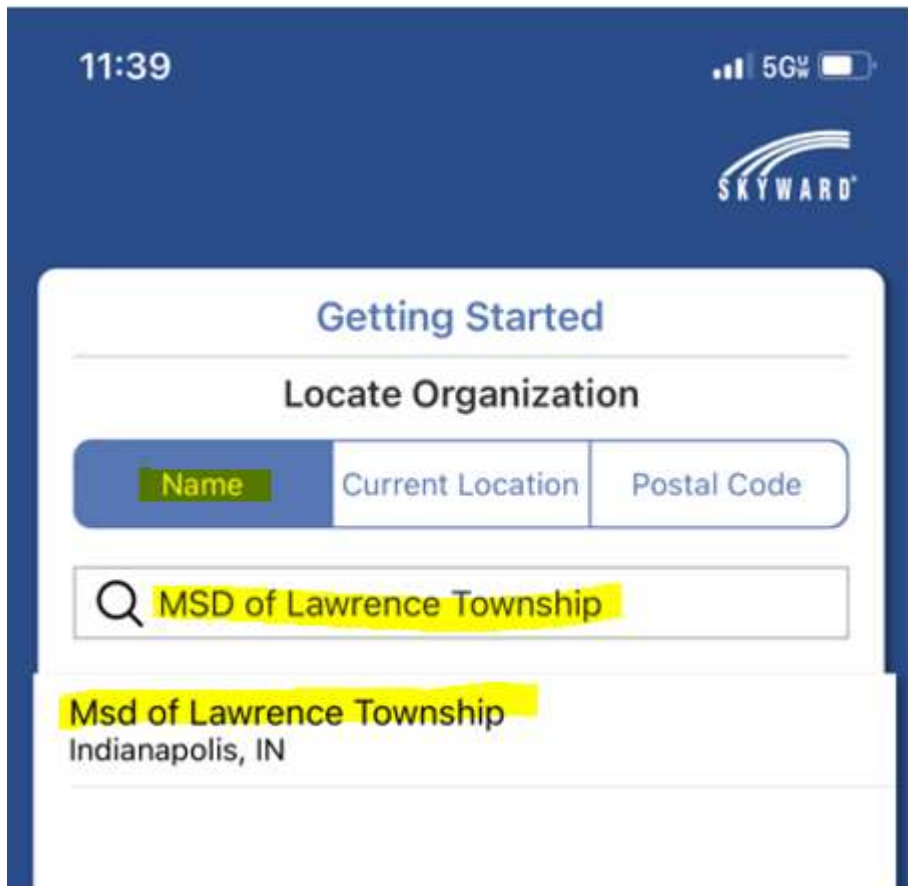


Student Qmlativ Mobile App Instructions

1. If you already have the Skyward Mobile Application installed on your device. Please Uninstall and Reinstall the App from your device App store. Search for Qmlativ or Skyward in your app store.
2. Open up the Skyward Mobile App. You will receive a prompt to Create a Passcode. **Enter a 4-digit code of your choice.** You will then be asked to repeat the code. ****Please remember the code as you will need it at each login to the app.**** *If the code is forgotten you will have to Uninstall and Reinstall the App and complete the setup again. **



3. At the Locate Organization Screen leave Name selected. Then **type in MSD of Lawrence Township**. Select the entry **Msd of Lawrence Township** when it appears under the search box.



4. At the Account Login Screen at the bottom of the screen – **Enter the Account Description of Student** – Then **Click on the Sign in with Single Sign-On (Azure) button.**



Getting Started
Msd of Lawrence Township

Getting Started

*Username

*Password

 Show

*Account Description

Add Account >

Forgot Username or Password?

OR

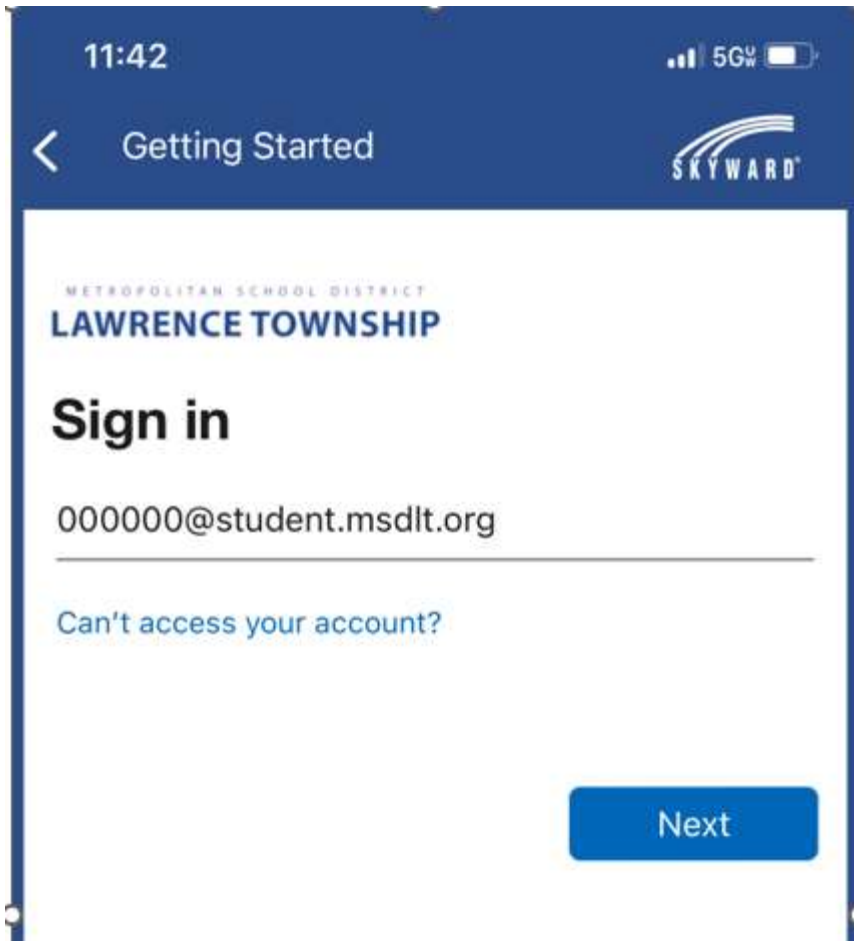
*Account Description

student

Sign In with Single Sign-On (Azure)

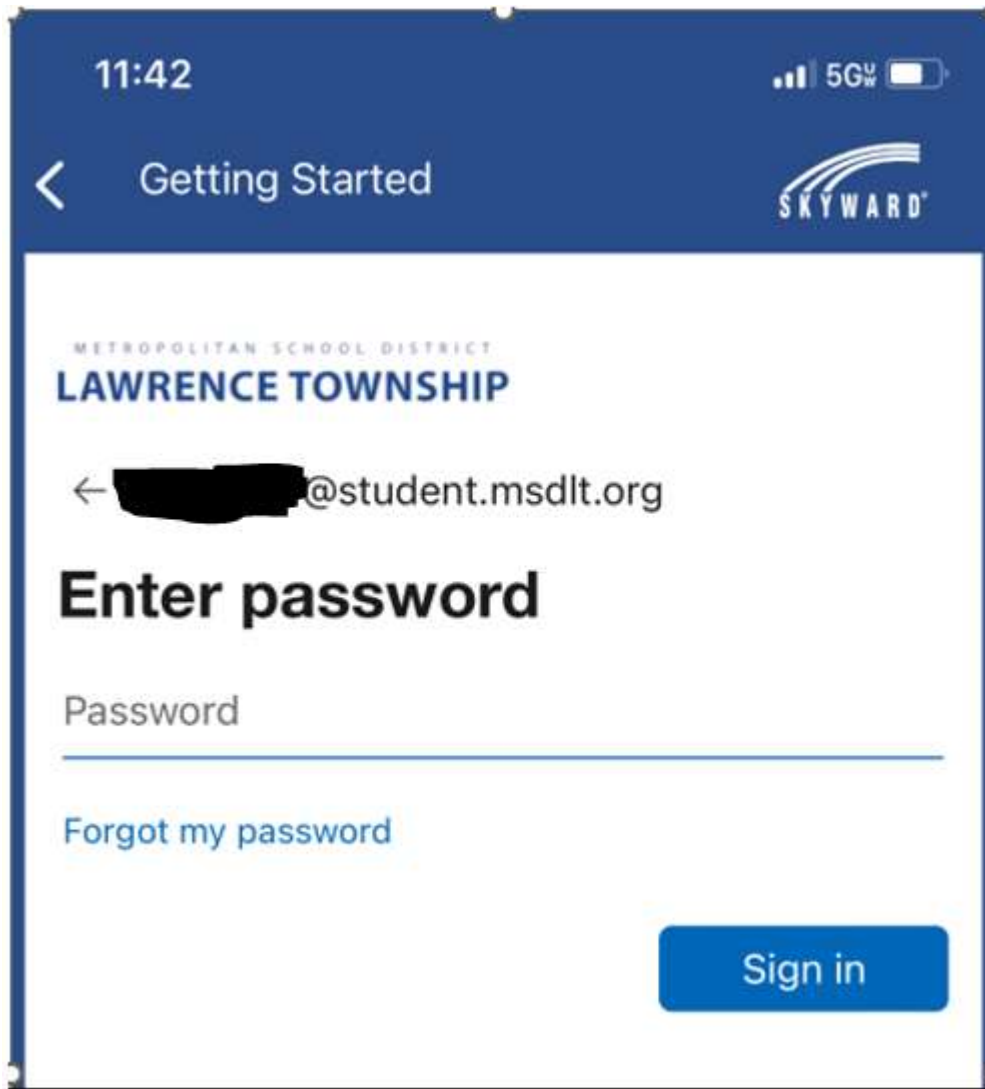
5. You will then be directed to Login via the Districts Single Sign-On Portal

6. At the **Sign in Screen**: Enter your Student Email Address (studentnumber@student.msdlit.org)



The screenshot shows a mobile application interface for Skyward. At the top, the status bar displays the time 11:42, 5G signal strength, and battery level. Below the status bar is a dark blue header with a back arrow, the text "Getting Started", and the Skyward logo. The main content area is white and features the text "METROPOLITAN SCHOOL DISTRICT" and "LAWRENCE TOWNSHIP" in blue. The heading "Sign in" is in large, bold black font. Below it, the email address "000000@student.msdlit.org" is entered into a text field. A link "Can't access your account?" is visible below the text field. At the bottom right, there is a blue button labeled "Next".

7. Click Next – Enter your student password as the **Enter Password Screen** (same password you use from your Chromebook)



8. At the **Stay Signed In** screen – You can **select the Check box** and then select **Yes**

11:43


5G% 



Getting Started



METROPOLITAN SCHOOL DISTRICT
LAWRENCE TOWNSHIP

@student.msdl.org

Stay signed in?

Do this to reduce the number of times you are asked to sign in.

Don't show this again

No

Yes

9. At the Account Screen – **Select Continue in App Button**

11:43

5G 

Logout



Accounts

student

Edit

Msd of Lawrence Township



Continue
in App



Open in
Browser

Add Another Account