



Pottsville Area School District

2024-2025 Budget

May 22, 2024



Impacting Revenue in 2024-25

Local Sources – Updated from April 17, 2024 meeting

- Local Real Estate Tax Levy decreased by **\$160,447** to \$11,167,827 due to increase in state property tax relief subsidy

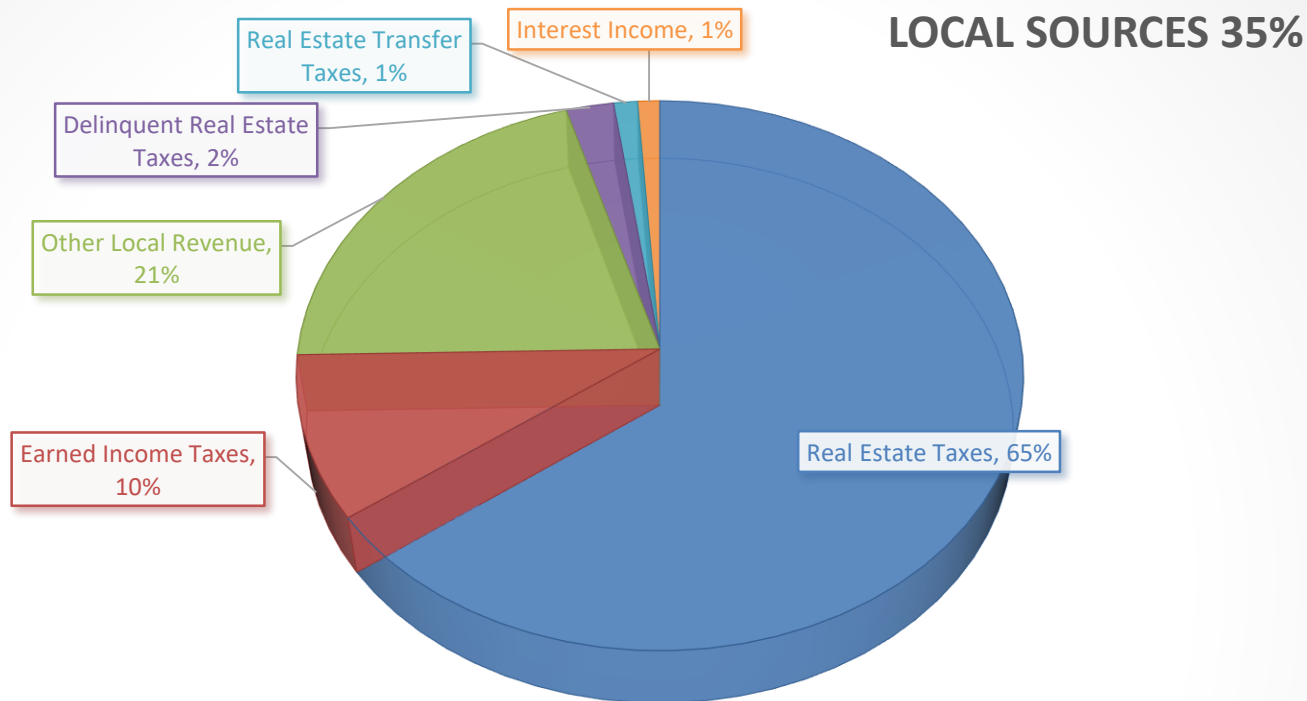
State Sources – Updated from April 17, 2024 meeting

- State Property Tax Relief subsidy increased **\$178,274** to \$1,063,274 from \$887,801. This decreases local real estate tax revenue as we use these funds for the homestead exemption for our taxpayers

Federal Sources-No changes from April 17, 2024 meeting

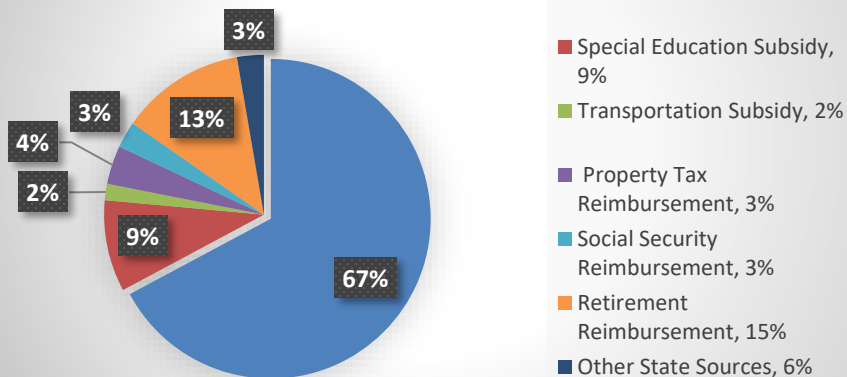


Revenue Sources



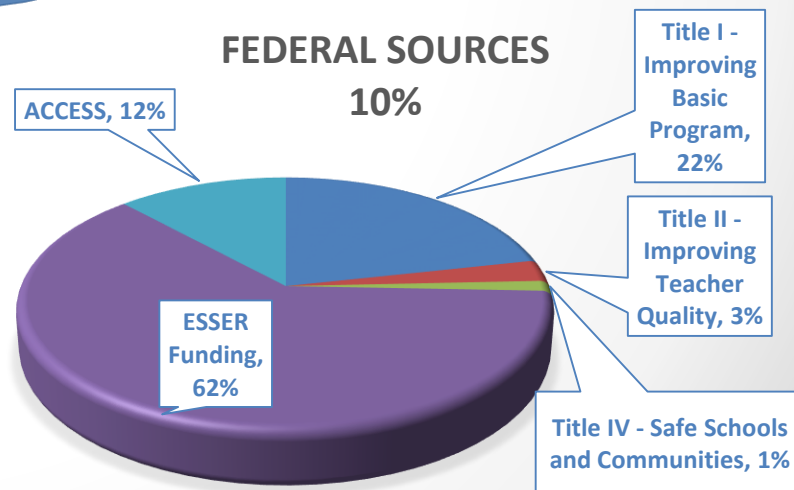
State Sources

55%



FEDERAL SOURCES

10%

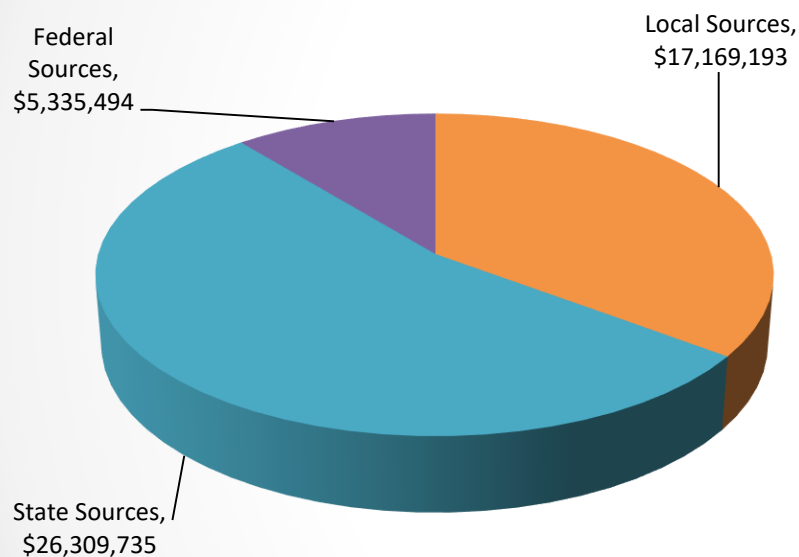




Revenue Comparison

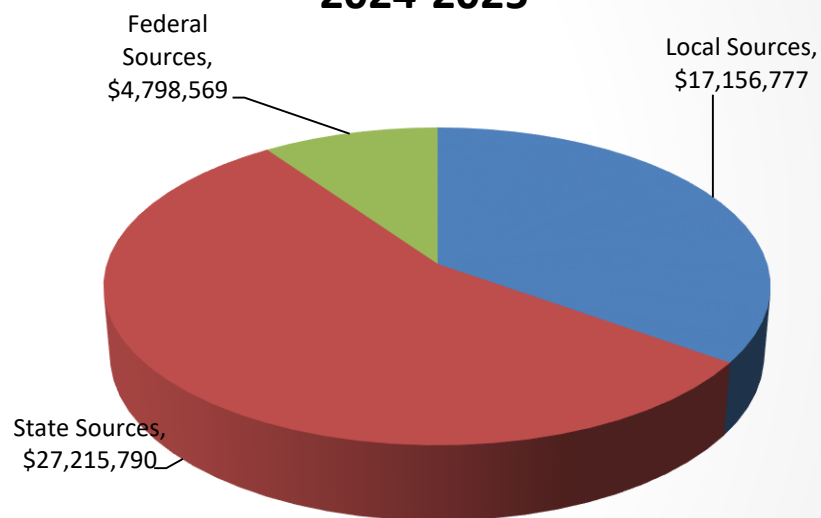
Current Budget

2023-2024



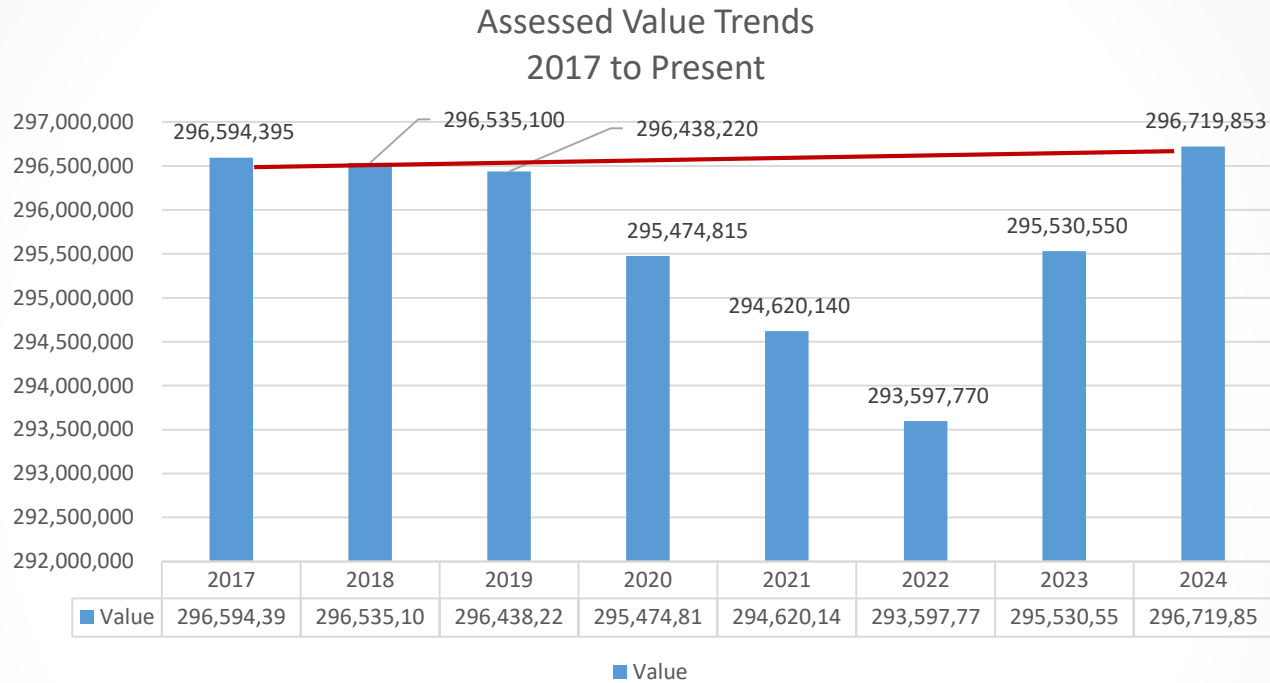
Proposed Budget

2024-2025





Revenue Sources

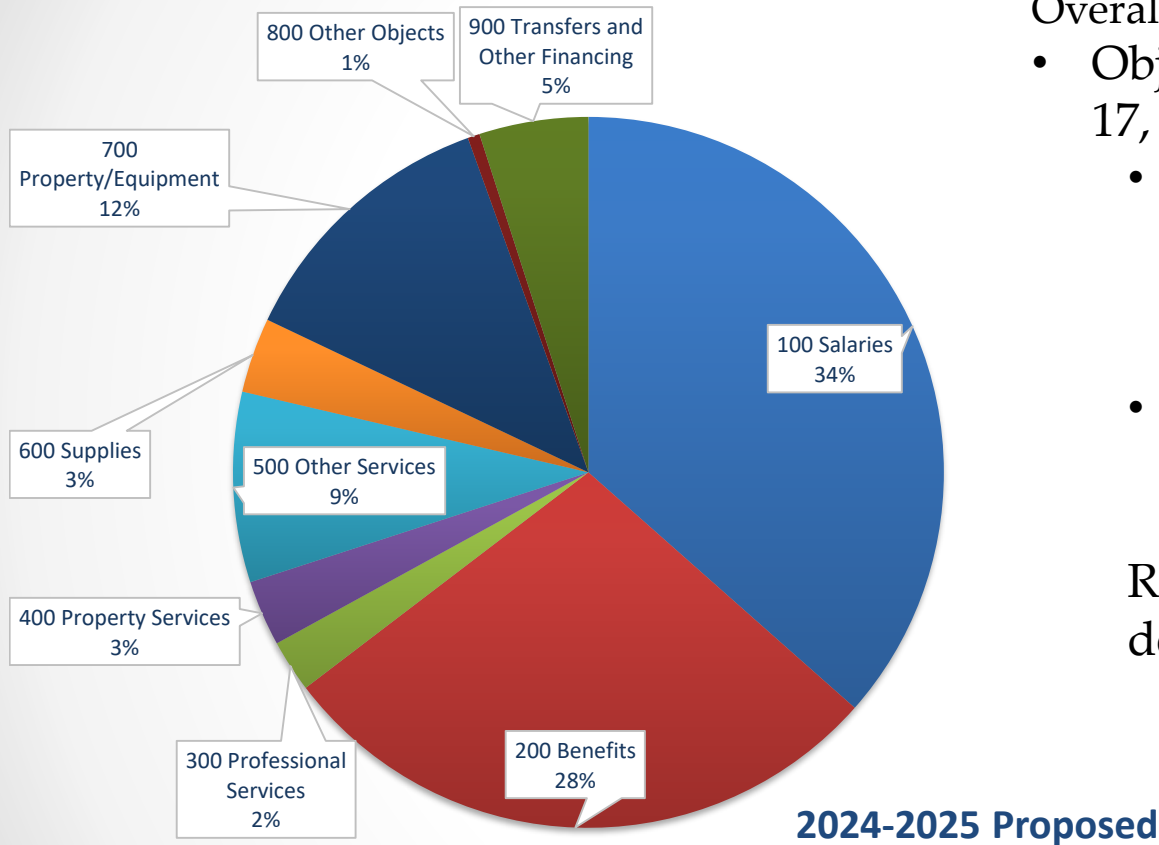


The Pottsville Area School District Local Real Estate Assessed Value increased to \$296,719,853, surpassing the 2017 Assessed Value of \$296,594,395 by \$125,458.



Impacting Expenses in 2024-25

(by Major Object)



Overall Expenses increased 2.72%

- Object 200 – Updated since April 17, 2024 meeting.
 - Dental insurance did not increase as projected. 2024-2025 rates hold steady at 2023-2024 level.
 - Worker's Compensation Policy did not increase as much as projected.

Result of these changes is a decrease **\$111,915**

Salary and Benefits = 62%

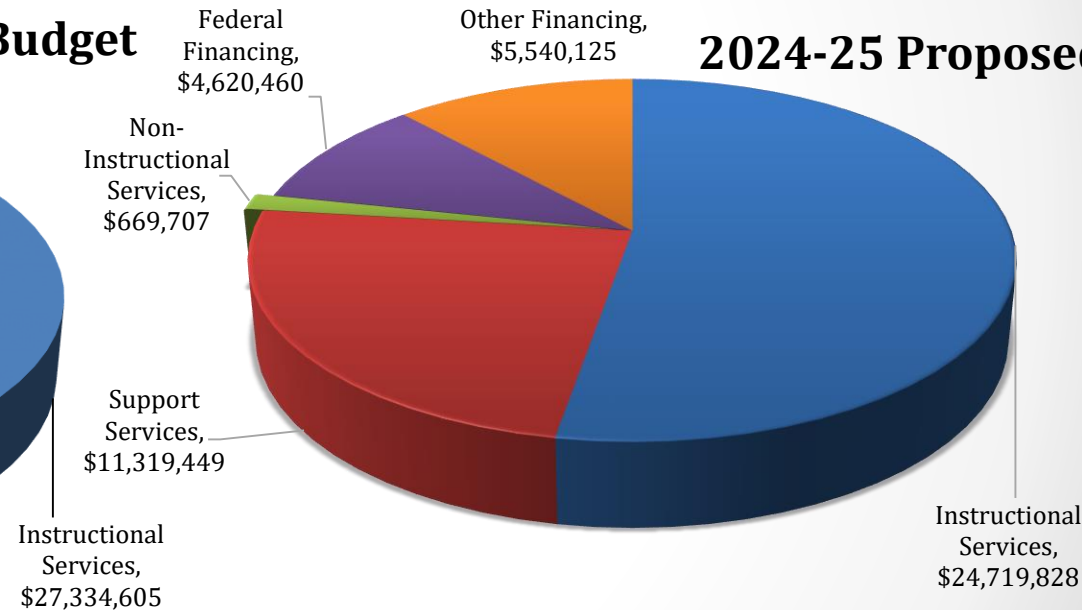
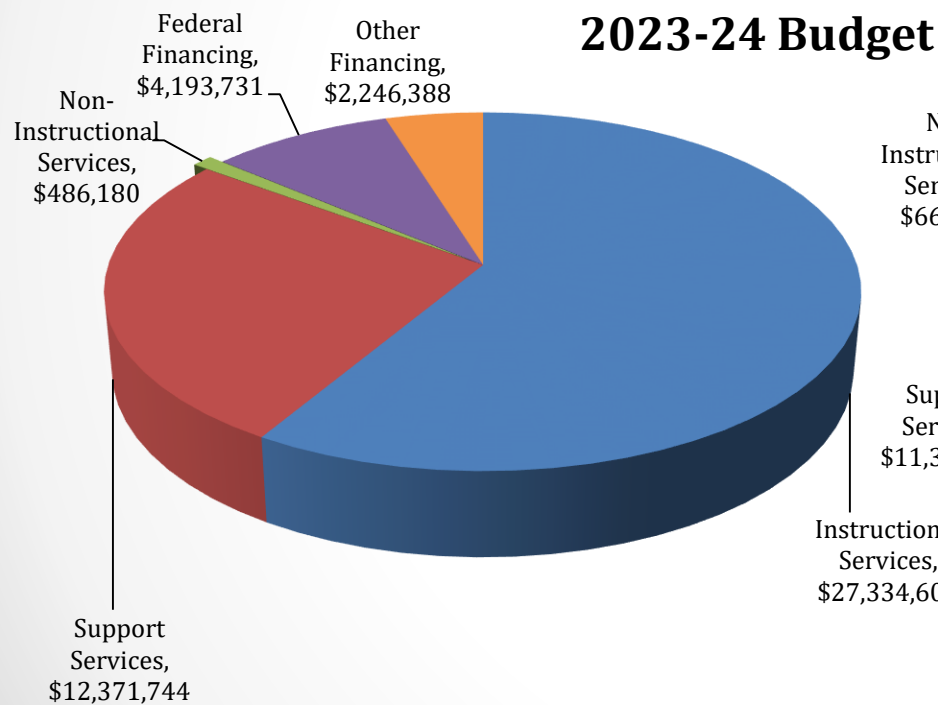


Expenditure Comparison

(by Major Function)

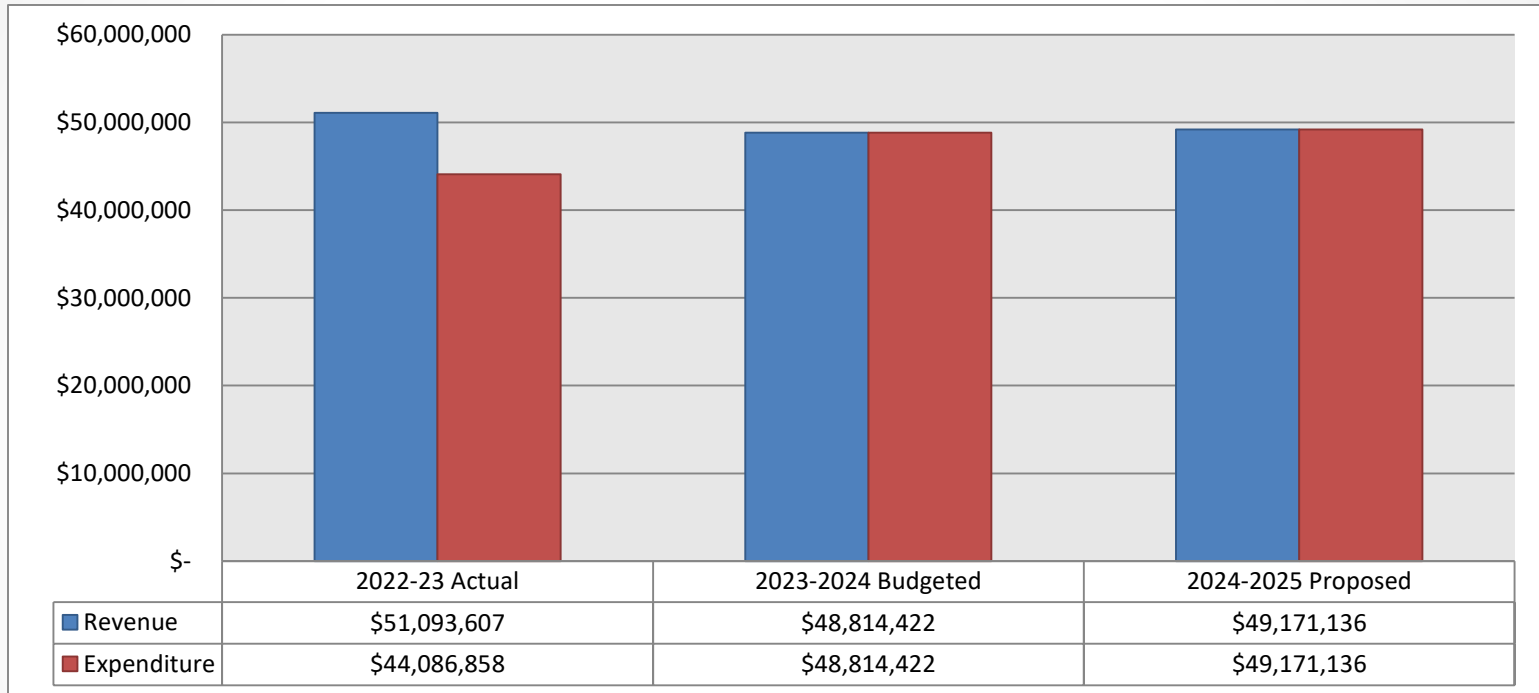
2023-2024 Budget
Total \$48,814,422

2024-2025 Proposed
Total \$49,171,136





Revenue to Expense Comparison



Fiscal Years 2022-2023 & 2023-2024

Revenue and Expenditures include \$2,400,000 in Federal ESSER Funds for the HVAC project. Additional funds allocated to capital reserves and to committed fund balance.

Fiscal Year 2023-2024

Increases in Revenue & Expenditures in the amount of \$1,747,351 are from local & federal sources. Any remaining funds for the 2023-2024 Fiscal Year will be transferred to the Capital Reserve Fund for facilities projects.

Fiscal Year 2024-2025

Increases in Revenue and Expenditures in the amount of \$338,887 are from local & state sources.



Recommendations

Year	Yes/No
2007-2008	No
2008-2009	No
2009-2010	No
2010-2011	No
2011-2012	No
2012-2013	No
2013-2014	No
2014-2015	No
2015-2016	No
2016-2017	Yes
2017-2018	Yes
2018-2019	Yes
2019-2020	Yes
2020-2021	Yes
2021-2022	No
2022-2023	Yes
2023-2024	No

There have been 0% tax increases in 11 of the last 17 years.

Reasons to consider for recommended tax increase:

- 15.24% increase health care for the 24-25 year with the potential of the same or higher increases in future years.
- HVAC upgrades without the District seeking a bond/borrowing money.
- Large number of facilities refurbishing projects

The value of a mil is \$296,720.

Recommendation #1: Tax increase to full index of 7.7% which is a 3.419 mil increase. Cost to the average taxpayer based on median assessed value is \$82.24 annually or \$1.58 per week.

Recommendation #2: Tax increase of 2.25% which is a 1 mil increase. Cost to the average taxpayer based on median assessed values is \$24.06 annually or \$0.46 per week.

(The budget information for this presentation is using a 1 mil increase)