

**POTTSVILLE AREA SCHOOL DISTRICT**

**SINGLE AUDIT REPORT**

**POTTSVILLE, PENNSYLVANIA**

**FOR THE YEAR ENDED JUNE 30, 2014**

## TABLE OF CONTENTS

Transmittal Letter .....	1
List of Report Distribution .....	2
<b><u>AUDITOR'S REPORTS</u></b>	
Independent Auditor's Report .....	3-4
Independent Auditor's Report on internal control over financial reporting and on compliance and other matters based on an audit of financial statements performed in accordance with <u>Government Auditing Standards</u> .....	5-6
Independent Auditor's Report on compliance for each major program and on internal control over compliance in accordance with OMB Circular A-133 .....	7-8
<b><u>REQUIRED SUPPLEMENTARY INFORMATION</u></b>	
Management's Discussion and Analysis .....	9-22
<b><u>BASIC FINANCIAL STATEMENTS</u></b>	
<b>DISTRICT-WIDE FINANCIAL STATEMENTS</b>	
Statement of Net Position .....	23
Statement of Activities .....	24
<b>FUND FINANCIAL STATEMENTS</b>	
<b>Governmental Funds</b>	
Balance Sheet .....	25
Reconciliation of Governmental Funds the Balance Sheet to the Statement of Net Position .....	26
Statement of Revenues, Expenditures, and Changes in Fund Balances .....	27
Reconciliation of the Statement of Revenues, Expenditures, and Changes in Fund Balances to Statement of Activities .....	28
<b>General Fund</b>	
Statement of Revenues, Expenditures, and Changes in Fund Balances - Budget and Actual .....	29
<b>Proprietary Funds</b>	
Statement of Net Position .....	30
Statement of Revenues, Expenses, and Changes In Net Position .....	31
Statement of Cash Flows .....	32
<b>Fiduciary Funds</b>	
Statement of Net Position .....	33
Statement of Changes in Net Position .....	34
Notes to Financial Statements .....	35-58
<b><u>SUPPLEMENTAL INFORMATION</u></b>	
Schedule of Findings and Questioned Costs .....	59
Summary Schedule of Prior Year Audit Findings .....	60
Schedule of Expenditures of Federal Awards .....	61
Notes to Schedule of Expenditures of Federal Awards .....	62

**JONES & CO.**  
A PROFESSIONAL CORPORATION  
CERTIFIED PUBLIC ACCOUNTANTS

WILLIAM L. JONES, III, M.B.A., C.P.A., C.V.A.  
RICHARD W. PITCAVAGE, C.P.A.  
EDWIN H. EBLING, C.P.A.  
JOHN W. PAULSHOCK, C.P.A.

110 North Second Street  
Pottsville, Penna. 17901  
Telephone (570) 622-5010  
Fax (570) 622-3283  
Email [jonescpa@comcast.net](mailto:jonescpa@comcast.net)

Board of School Directors  
Pottsville Area School District  
Pottsville, Pennsylvania

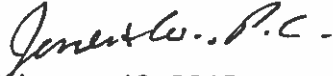
We have performed the OMB Circular A-133 Single Audit of the Pottsville Area School District for the year ended June 30, 2014. OMB Circular A-133 indicates that the auditee is responsible for ensuring appropriate submission of the audit reports to appropriate government officials.

The reporting packages must be submitted as soon as possible but no later than March 31, 2015.

The Single Audit was done to fulfill the requirements of the OMB Circular A-133. It entailed: (1) an audit of the general purpose financial statements and our opinion thereon; (2) an examination of control structure based solely on the understanding obtained as part of the audit of the general purpose financial statements; (4) a review of the internal control structure made as a part of the audit of the federal financial assistance programs; (5) a review of compliance based on an audit of the general purpose financial statements in accordance with Government Auditing Standards; and (6) a review of compliance with laws and regulations related to the federal financial assistance programs and our opinion thereon.

As part of our report, we have not enclosed a management letter for the fiscal year ended June 30, 2014.

When filing the Single Audit Report and the Data Collection Form with the agencies listed on Page 2, the District must enclose the appropriate number of reports as listed.

  
February 13, 2015  
Pottsville, Pennsylvania

POTTSVILLE AREA SCHOOL DISTRICT

LIST OF REPORT DISTRIBUTION

JUNE 30, 2014

- |   |   |
|---|---|
| 1 Single Audit Report -   | Prothonotary Office<br>Schuylkill County Courthouse<br>Pottsville, PA   |
| 1 Single Audit Report,<br>Data Collection Form &<br>Single Audit Reporting<br>Package Checklist | Must be submitted Via Electronic<br>Mail (E-mail)<br>Commonwealth of Pennsylvania<br>Office of the Budget - Bureau of<br>Audits, Special Audit Services<br>Division<br><a href="mailto:RA-BOASingleAudit@state.pa.us">RA-BOASingleAudit@state.pa.us</a> |
| 1 Single Audit Report and<br>Data Collection Form   | Federal Audit Clearinghouse<br>Via Internet Website<br><a href="http://www.harvester.census.gov/sac">www.harvester.census.gov/sac</a>   |

WILLIAM L. JONES, III, M.B.A., C.P.A., C.V.A.  
RICHARD W. PITCAVAGE, C.P.A.  
EDWIN H. EBLING, C.P.A.  
JOHN W. PAULSHOCK, C.P.A.

110 North Second Street  
Pottsville, Penna. 17901  
Telephone (570) 622-5010  
Fax (570) 622-3283  
Email [jonescpa@comcast.net](mailto:jonescpa@comcast.net)

## INDEPENDENT AUDITOR'S REPORT

Board of School Directors  
Pottsville Area School District  
Pottsville, Pennsylvania

### Report on the Financial Statements

We have audited the accompanying financial statements of the governmental activities, the business-type activities, each major fund, and the aggregate remaining fund information of the Pottsville Area School District, as of and for the year ended June 30, 2014, and the related notes to the financial statements, which collectively comprise the School District's basic financial statements as listed in the table of contents.

### Management's Responsibility for the Financial Statements

Management is responsible for the preparation and fair presentation of these financial statements in accordance with accounting principles generally accepted in the United States of America; this includes the design, implementation, and maintenance of internal control relevant to the preparation and fair presentation of financial statements that are free from material misstatement, whether due to fraud or error.

### Auditor's Responsibility

Our responsibility is to express opinions on these financial statements based on our audit. We conducted our audit in accordance with auditing standards generally accepted in the United States of America and the standards applicable to financial audits contained in *Government Auditing Standards*, issued by the Comptroller General of the United States. Those standards require that we plan and perform the audit to obtain reasonable assurance about whether the financial statements are free from material misstatement.

An audit involves performing procedures to obtain audit evidence about the amounts and disclosures in the financial statements. The procedures selected depend on the auditor's judgment, including the assessment of the risks of material misstatement of the financial statements, whether due to fraud or error. In making those risk assessments, the auditor considers internal control relevant to the entity's preparation and fair presentation of the financial statements in order to design audit procedures that are appropriate in the circumstances, but not for the purpose of expressing an opinion on the effectiveness of the entity's internal control. Accordingly, we express no such opinion. An audit also includes evaluating the appropriateness of accounting policies used and the reasonableness of significant accounting estimates made by management, as well as evaluating the overall presentation of the financial statements.

We believe that the audit evidence we have obtained is sufficient and appropriate to provide a basis for our audit opinions.

### Opinions

In our opinion, the financial statements referred to above present fairly, in all material respects, the respective financial position of the governmental activities, the business-type activities, each major fund, and the aggregate remaining fund information of the Pottsville Area School District, as of June 30, 2014, and the respective changes in financial position, and, where applicable, cash flows thereof for the year then ended in accordance with accounting principles generally accepted in the United States of America.

**Other Matters**

**Required Supplementary Information**

Accounting principles generally accepted in the United States of America require that the management's discussion and analysis on pages 9-22 be presented to supplement the basic financial statements. Such information, although not a part of the basic financial statements, is required by the Governmental Accounting Standards Board, who considers it to be an essential part of financial reporting for placing the basic financial statements in an appropriate operational, economic, or historical context. We have applied certain limited procedures to the required supplementary information in accordance with auditing standards generally accepted in the United States of America, which consisted of inquiries of management about the methods of preparing the information and comparing the information for consistency with management's responses to our inquiries, the basic financial statements, and other knowledge we obtained during our audit of the basic financial statements. We do not express an opinion or provide any assurance on the information because the limited procedures do not provide us with sufficient evidence to express an opinion or provide any assurance.

**Other Information**


Our audit was conducted for the purpose of forming opinions on the financial statements that collectively comprise the Pottsville Area School District's basic financial statements. The introductory section, combining and individual nonmajor fund financial statements, is presented for purposes of additional analysis and are not a required part of the basic financial statements. The schedule of expenditures of federal awards is presented for purposes of additional analysis as required by U.S. Office of Management and Budget Circular A-133, *Audits of States, Local Governments, and Non-Profit Organizations*, and is also not a required part of the basic financial statements.

The combining and individual nonmajor fund financial statements and the schedule of expenditures of federal awards are the responsibility of management and were derived from and relate directly to the underlying accounting and other records used to prepare the basic financial statements. Such information has been subjected to the auditing procedures applied in the audit of the basic financial statements and certain additional procedures, including comparing and reconciling such information directly to the underlying accounting and other records used to prepare the basic financial statements or to the basic financial statements themselves, and other additional procedures in accordance with auditing standards generally accepted in the United States of America. In our opinion, the combining and individual nonmajor fund financial statements and the schedule of expenditures of federal awards are fairly stated in all material respects in relation to the basic financial statements as a whole.

The introductory section has not been subjected to the auditing procedures applied in the audit of the basic financial statements and, accordingly, we do not express an opinion or provide any assurance on it.

**Other Reporting Required by Government Auditing Standards**

In accordance with *Government Auditing Standards*, we have also issued our report dated February 13, 2015, on our consideration of the Pottsville Area School District's internal control over financial reporting and on our tests of its compliance with certain provisions of laws, regulations, contracts, and grant agreements and other matters. The purpose of that report is to describe the scope of our testing of internal control over financial reporting and compliance and the results of that testing, and not to provide an opinion on internal control over financial reporting or on compliance. That report is an integral part of an audit performed in accordance with *Government Auditing Standards* in considering the Pottsville Area School District's internal control over financial reporting and compliance.



February 13, 2015  
Pottsville, Pennsylvania

**JONES & CO.**  
*A PROFESSIONAL CORPORATION*  
*CERTIFIED PUBLIC ACCOUNTANTS*

WILLIAM L. JONES, III, M.B.A., C.P.A., C.V.A.  
RICHARD W. PITCAVAGE, C.P.A.  
EDWIN H. EBLING, C.P.A.  
JOHN W. PAULSHOCK, C.P.A.

*110 North Second Street*  
*Pottsville, Penna. 17901*  
*Telephone (570) 622-5010*  
*Fax (570) 622-3283*  
*Email [jonescpa@comcast.net](mailto:jonescpa@comcast.net)*

**INDEPENDENT AUDITOR'S REPORT ON INTERNAL CONTROL OVER  
FINANCIAL REPORTING AND ON COMPLIANCE AND OTHER MATTERS  
BASED ON AN AUDIT OF FINANCIAL STATEMENTS PERFORMED IN  
ACCORDANCE WITH GOVERNMENT AUDITING STANDARDS**

Board of School Directors  
Pottsville Area School District  
Pottsville, Pennsylvania

We have audited, in accordance with the auditing standards generally accepted in the United States of America and the standards applicable to financial audits contained in *Government Auditing Standards* issued by the Comptroller General of the United States, the financial statements of the governmental activities, the business-type activities, each major fund, and the aggregate remaining fund information of the Pottsville Area School District, as of and for the year ended June 30, 2014, and the related notes to the financial statements, which collectively comprise the Pottsville Area School District's basic financial statements, and have issued our report thereon dated February 13, 2015.

**Internal Control over Financial Reporting**

In planning and performing our audit of the financial statements, we considered the Pottsville Area School District's internal control over financial reporting (internal control) to determine the audit procedures that are appropriate in the circumstances for the purpose of expressing our opinions on the financial statements, but not for the purpose of expressing an opinion on the effectiveness of the Pottsville Area School District's internal control. Accordingly, we do not express an opinion on the effectiveness of the Pottsville Area School District's internal control.

*A deficiency in internal control exists when the design or operation of a control does not allow management or employees, in the normal course of performing their assigned functions, to prevent, or detect and correct, misstatements on a timely basis. A material weakness is a deficiency, or a combination of deficiencies, in internal control, such that there is a reasonable possibility that a material misstatement of the entity's financial statements will not be prevented, or detected and corrected on a timely basis. A significant deficiency is a deficiency, or a combination of deficiencies, in internal control that is less severe than a material weakness, yet important enough to merit attention by those charged with governance.*


Our consideration of internal control was for the limited purpose described in the first paragraph of this section and was not designed to identify all deficiencies in internal control that might be material weaknesses or, significant deficiencies. Given these limitations, during our audit we did not identify any deficiencies in internal control that we consider to be material weaknesses. However, material weaknesses may exist that have not been identified.

## Compliance and Other Matters

As part of obtaining reasonable assurance about whether the Pottsville Area School District's financial statements are free from material misstatement, we performed tests of its compliance with certain provisions of laws, regulations, contracts, and grant agreements, noncompliance with which could have a direct and material effect on the determination of financial statement amounts. However, providing an opinion on compliance with those provisions was not an objective of our audit, and accordingly, we do not express such an opinion. The results of our tests disclosed no instances of noncompliance or other matters that are required to be reported under *Government Auditing Standards*.

### Purpose of this Report

The purpose of this report is solely to describe the scope of our testing of internal control and compliance and the results of that testing, and not to provide an opinion on the effectiveness of the entity's internal control or on compliance. This report is an integral part of an audit performed in accordance with *Government Auditing Standards* in considering the entity's internal control and compliance. Accordingly, this communication is not suitable for any other purpose.



February 13, 2015  
Pottsville, Pennsylvania



**JONES & CO.**  
A PROFESSIONAL CORPORATION  
CERTIFIED PUBLIC ACCOUNTANTS

WILLIAM L. JONES, III, M.B.A., C.P.A., C.V.A.  
RICHARD W. PITCAVAGE, C.P.A.  
EDWIN H. EBLING, C.P.A.  
JOHN W. PAULSHOCK, C.P.A.

110 North Second Street  
Pottsville, Penna. 17901  
Telephone (570) 622-5010  
Fax (570) 622-3283  
Email [jonescpa@comcast.net](mailto:jonescpa@comcast.net)

**INDEPENDENT AUDITOR'S REPORT ON COMPLIANCE  
FOR EACH MAJOR PROGRAM AND ON INTERNAL CONTROL  
OVER COMPLIANCE REQUIRED BY OMB CIRCULAR A-133**

Board of School Directors  
Pottsville Area School District  
Pottsville, Pennsylvania

**Report on Compliance for Each Major Federal Program**

We have audited the Pottsville Area School District's compliance with the types of compliance requirements described in the *OMB Circular A-133 Compliance Supplement* that could have a direct and material effect on each of the Pottsville Area School District's major federal programs for the year ended June 30, 2014. The Pottsville Area School District's major federal programs are identified in the summary of auditor's results section of the accompanying schedule of findings and questioned costs.

***Management's Responsibility***

Management is responsible for compliance with the requirements of laws, regulations, contracts, and grants applicable to its federal programs.

***Auditor's Responsibility***

Our responsibility is to express an opinion on compliance for each of the Pottsville Area School District's major federal programs based on our audit of the types of compliance requirements referred to above. We conducted our audit of compliance in accordance with auditing standards generally accepted in the United States of America; the standards applicable to financial audits contained in *Government Auditing Standards*, issued by the Comptroller General of the United States; and OMB Circular A-133, *Audits of States, Local Governments, and Non-Profit Organizations*. Those standards and OMB Circular A-133 require that we plan and perform the audit to obtain reasonable assurance about whether noncompliance with the types of compliance requirements referred to above that could have a direct and material effect on a major federal program occurred. An audit includes examining, on a test basis, evidence about the Pottsville Area School District's compliance with those requirements and performing such other procedures as we considered necessary in the circumstances.

We believe that our audit provides a reasonable basis for our opinion on compliance for each major federal program. However, our audit does not provide a legal determination of the Pottsville Area School District's compliance.

***Opinion on Each Major Federal Program***

In our opinion, the Pottsville Area School District complied, in all material respects, with the types of compliance requirements referred to above that could have a direct and material effect on each of its major federal programs for the year ended June 30, 2014.

## Report on Internal Control over Compliance

Management of the Pottsville Area School District is responsible for establishing and maintaining effective internal control over compliance with the types of compliance requirements referred to above. In planning and performing our audit of compliance, we considered the Pottsville Area School District's internal control over compliance with the types of requirements that could have a direct and material effect on each major federal program to determine the auditing procedures that are appropriate in the circumstances for the purpose of expressing an opinion on compliance for each major federal program and to test and report on internal control over compliance in accordance with OMB Circular A-133, but not for the purpose of expressing an opinion on the effectiveness of internal control over compliance. Accordingly, we do not express an opinion on the effectiveness of the Pottsville Area School District's internal control over compliance.

*A deficiency in internal control over compliance* exists when the design or operation of a control over compliance does not allow management or employees, in the normal course of performing their assigned functions, to prevent, or detect and correct, noncompliance with a type of compliance requirement of a federal program on a timely basis. *A material weakness in internal control over compliance* is a deficiency, or combination of deficiencies, in internal control over compliance, such that there is a reasonable possibility that material noncompliance with a type of compliance requirement of a federal program will not be prevented, or detected and corrected, on a timely basis. *A significant deficiency in internal control over compliance* is a deficiency, or a combination of deficiencies, in internal control over compliance with a type of compliance requirement of a federal program that is less severe than a material weakness in internal control over compliance, yet important enough to merit attention by those charged with governance.

Our consideration of internal control over compliance was for the limited purpose described in the first paragraph of this section and was not designed to identify all deficiencies in internal control over compliance that might be material weaknesses or significant deficiencies. We did not identify any deficiencies in internal control over compliance that we consider to be material weaknesses. However, material weaknesses may exist that have not been identified.

The purpose of this report on internal control over compliance is solely to describe the scope of our testing of internal control over compliance and the results of that testing based on the requirements of OMB Circular A-133. Accordingly, this report is not suitable for any other purpose.



February 13, 2015  
Pottsville, Pennsylvania

**POTTSVILLE AREA SCHOOL DISTRICT  
POTTSVILLE, PENNSYLVANIA**

**MANAGEMENT'S DISCUSSION AND ANALYSIS (MD&A)  
Required Supplementary Information (RSI)  
June 30, 2014**

The discussion and analysis of Pottsville Area School District's financial performance provides an overall review of the District's financial activities for the fiscal year ended June 30, 2014. The intent of this discussion and analysis is to look at the District's financial performance as a whole; readers should also review the notes to the basic financial statements and financial statements to enhance their understanding of the District's financial performance.

The Management Discussion and Analysis (MD&A) is an element of the reporting model adopted by the Governmental Accounting Standards Board (GASB) in their Statement No. 34 Basic Financial Statements – and Management's Discussion and Analysis – for State and Local Governments issued June 1999. Certain comparative information between the current year and the prior year is required to be presented in the MD&A.

#### **FINANCIAL HIGHLIGHTS**

During the fiscal year 2013-2014, the Pottsville Area School District experienced another year of significant increases in the costs for instruction and for health benefits for our employees. However, in the budgeting process, the Board of School Directors was able to balance the budget without any increase in millage to our taxpayers.

#### **USING THE ANNUAL FINANCIAL REPORT (AFR)**

This annual report consists of two distinct series of financial statements: district-wide and fund.

The first two statements (district-wide) are government-wide financial statements – the Statement of Net Position and the Statement of Activities. These provide both long-term and short-term information about the District's overall financial status.

The remaining statements (fund) focus on individual parts of the District's operations in more detail than the government-wide statements. The governmental funds statements tell how general District services were financed in the short term as well as what remains for future spending. Proprietary fund statements offer short-term and long-term financial information about the activities that the District operates like a business. For this District, this is our Food Service Fund. Fiduciary fund statements provide information about financial relationships where the District acts solely as a trustee or agent for the benefit of others, to whom the resources in question belong.

The financial statements also include notes that explain some of the information in the financial statements and provide more detailed data.

Figure A-1 shows how the required parts of the Financial Section are arranged and relate to one another:

**Figure A-1**  
**Required Components of**  
**Pottsville Area School District's**  
**Financial Report**

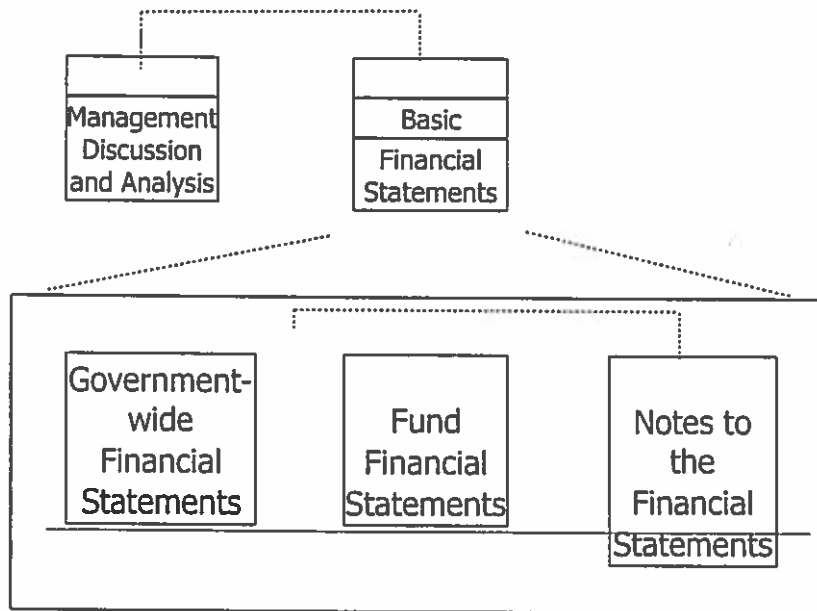


Figure A-2 summarizes the major features of the District's financial statements, including the portion of the District they cover and the types of information they contain. The remainder of this overview section of management discussion and analysis explains the structure and contents of each of the statements.

<b>Figure A-2 Major Features of Pottsville Area School District's Government-wide and Fund Financial Statements</b>				
	<b>Fund Statements</b>			
	<b>Government-wide Statements</b>	<b>Governmental Funds</b>	<b>Proprietary Funds</b>	<b>Fiduciary Funds</b>
<b>Scope</b>	Entire District (except fiduciary funds)	The activities of the District that are not proprietary or fiduciary, such as education, administration, and community services	Activities the District operates similar to private business – Food Services	Instances in which the District is the trustee or agent to someone else's resources – Scholarship Funds
<b>Required financial statements</b>	Statement of Net Assets (NAGW)  Statement of Activities (SOA)	Balance Sheet (NAG)  Statement of Revenues, Expenditures, and Changes in Fund Balance (REG)	Statement of Net Assets (NAP)  Statement of Revenues, Expenses, and Changes in Fund Net Assets (REP)  Statement of Cash Flows (CFP)	Statement of Fiduciary Net Assets (NAF)  Statement of Changes in Fiduciary Net Assets (CNAF)
<b>Accounting basis and measurement focus</b>	Accrual accounting and economic resources focus	Modified accrual accounting and current financial resources focus	Accrual accounting and economic resources focus	Accrual accounting and economic resources focus
<b>Type of asset/liability information</b>	All assets and liabilities, both financial and capital, and short-term and long-term	Only assets expected to be used up and liabilities that come due during the year or soon thereafter; no capital assets included	All assets and liabilities, both financial and capital, and short-term and long-term	All assets and liabilities, both short-term and long-term
<b>Type of inflow-outflow information</b>	All revenues and expenses during year, regardless of when cash is received or paid	Revenues for which cash is received during or soon after the end of the year; expenditures when goods or services have been received and payment is due during the year or soon thereafter	All revenues and expenses during year, regardless of when cash is received or paid	All revenues and expenses during year, regardless of when cash is received or paid

## OVERVIEW OF FINANCIAL STATEMENTS

### Government-wide Statements

The government-wide statements report information about the District as a whole using accounting methods similar to those used by private-sector companies. The statement of net assets includes all of the government's assets and liabilities. All of the current year's revenues and expenses are accounted for in the statement of activities regardless of when cash is received or paid.

The two government-wide statements report the District's net assets and how they have changed. Net assets, the difference between the District's assets and liabilities, are one way to measure the District's financial health or position.

Over time, increases or decreases in the District's net assets are an indication of whether its financial health is improving or deteriorating, respectively.

To assess the overall health of the District, you need to consider additional non-financial factors, such as changes in the District's property tax base and the performance of the students.

The government-wide financial statements of the District are divided into two categories:

- **Governmental activities** – All of the District's basic services are included here, such as instruction, administration, and community services. Property taxes, state and federal subsidies, and grants finance most of these activities.
- **Business-type activities** –The District operates a food service operation and charges fees to staff, students, and visitors to help it cover the costs of the food service operation.

### Fund Financial Statements

The District's fund financial statements provide detailed information about the most significant funds – not the District as a whole. Some funds are required by state law and by bond requirements.

**Governmental funds** – Most of the District's activities are reported in governmental funds, which focus on the determination of financial position and change in financial position, not on income determination. They are reported using an accounting method called modified accrual accounting, which measures cash and all other financial assets that can readily be converted to cash. The governmental fund statements provide a detailed short-term view of the District's operations and the services it provides. Governmental fund information helps the reader determine whether there are more or fewer financial resources that can be spent in the near future to finance the District's programs. The relationship (or differences) between governmental activities (reported in the Statement of Net Assets and the Statement of Activities) and governmental funds is reconciled in the financial statements.

**Proprietary funds** – These funds are used to account for the District activities that are similar to business operations in the private sector; or where the reporting is on determining net income, financial position, changes in financial position, and a significant portion of funding through user charges. When the District charges customers for services it provides – whether to outside customers or to other units in the District – these services are generally reported in proprietary funds. The Food Service Fund is the District's proprietary fund and is the same as the business-type activities we report in the government-wide statements, but provide more detail and additional information, such as cash flows.

**Fiduciary funds** - The District is the trustee, or fiduciary, for some scholarship and agency funds. All of the District's fiduciary activities are reported in separate Statements of Fiduciary Net Assets.

We exclude these activities from the District's other financial statement because the District cannot use these assets to finance its operations.

## FINANCIAL ANALYSIS OF THE DISTRICT AS A WHOLE

**Net Position.** The District's combined net position was smaller on June 30, 2014 when compared to the prior fiscal year. Total net position decreased \$3,317,612 or -18.65% during the year from \$17,792,519 to \$14,474,907 on June 30, 2014. (See Table A-3.)

**Table A-3**  
**Pottsville Area School District**  
**For Years Ended June 30, 2014 and 2013**  
**Net Position**

	Governmental Activities 2013-2014	Governmental Activities 2012-2013	Business-Type Activities 2013-2014	Business-Type Activities 2012-2013	Total 2013-2014	Total 2012-2013
Current and other assets	\$18,222,768	\$21,008,262	\$180,911	\$203,700	\$18,403,679	\$21,211,962
Capital assets	9,874,145	10,030,436	5,774	8,749	9,879,919	10,039,185
<b>Total Assets</b>	<b>28,096,913</b>	<b>31,038,698</b>	<b>186,685</b>	<b>212,449</b>	<b>28,283,598</b>	<b>31,251,147</b>
Deferred Inflows resources	0	0	28,938	27,462	28,938	27,462
Current and other liabilities	5,738,581	5,206,302	11,304	7,493	5,749,885	5,213,795
Long-term liabilities	8,016,750	8,200,441	13,118	16,930	8,029,868	8,217,371
<b>Total Liabilities/deferred inflows of resources</b>	<b>13,755,331</b>	<b>13,406,743</b>	<b>53,360</b>	<b>51,885</b>	<b>13,808,691</b>	<b>13,458,628</b>
Invested in capital assets net of related debt	2,016,529	3,185,649	5,774	8,749	2,112,303	3,194,398
Capital Projects	1,029,745	2,014,898	0	0	1,029,745	2,014,898
Unrestricted total net assets	11,205,308	12,431,408	127,551	151,815	11,332,859	12,583,223
<b>Total Net Position</b>	<b>\$14,341,582</b>	<b>\$17,631,955</b>	<b>\$133,325</b>	<b>\$160,564</b>	<b>\$14,474,907</b>	<b>\$17,792,519</b>

Most of the District's net assets are invested in capital assets (buildings, land, and equipment).

**Table A-4**  
**Pottsville Area School District**  
**Change in Net Position**  
For Years Ended June 30, 2014 and 2013

	Governmental Activities 2013-2014	Governmental Activities 2012-2013	Business-Type Activities 2013-2014	Business-Type Activities 2012-2013	Total 2013-2014	Total 2012-2013
<b>REVENUES:</b>						
Program Revenues						
Charges for Services		\$0	598,503	\$647,041	647,041	\$647,041
Operating Grants & Contributions	6,044,763	5,657,302	1,215,916	1,097,155	6,754,457	6,754,457
General Revenues						
Property Taxes	8,411,618	8,328,198	0	0	8,328,198	8,328,198
Other Taxes	4,934,889	4,525,057	0	0	4,525,057	4,525,057
State Formula Aid	13,299,590	13,088,285	0	0	13,088,285	13,088,285
Investment Earnings	14,450	42,758	102	189	42,947	42,947
Other	2,987,019	2,957,229	41,161	41,197	2,998,426	2,998,426
Transfers	(225,000)		225,000			
<b>Total Revenues</b>	<b>35,467,329</b>	<b>34,598,829</b>	<b>2,080,682</b>	<b>1,785,582</b>	<b>37,548,011</b>	<b>36,384,411</b>
<b>EXPENSES:</b>						
Depreciation - unallocated	335,208	339,782	0	0	335,208	339,782
Instruction	24,370,953	24,051,962	0	0	24,370,953	24,051,962
Instructional Student Support	2,479,585	2,565,407	0	0	2,479,585	2,565,407
Administration	3,925,418	3,523,174	0	0	3,925,418	3,523,174
Operation & Maintenance of Facilities	4,990,744	4,196,036	0	0	4,990,744	4,196,036
Pupil Transportation	1,176,338	1,281,993	0	0	1,176,338	1,281,993
Student Activities	902,680	1,057,975	0	0	902,680	1,057,975
Community Services	133,874	167,746	0	0	133,874	167,746
Interest on Long-Term Debt	315,942	370,900		0	315,942	370,000
Food Service	0	0	2,107,921	1,925,506	2,107,921	1,925,506
Less on Disposal of Assets	0	0	0	0	0	0
<b>Total Expenses</b>	<b>38,630,742</b>	<b>37,554,975</b>	<b>2,107,921</b>	<b>1,925,506</b>	<b>40,738,663</b>	<b>39,480,481</b>
<b>INCREASE (DECREASE) IN NET POSITION</b>	<b>\$(3,163,413)</b>	<b>\$(2,956,146)</b>	<b>\$(27,239)</b>	<b>\$(139,924)</b>	<b>\$(3,190,652)</b>	<b>\$(3,096,070)</b>

The District's total revenues were \$37,548,011 for the year ended June 30, 2014. Taxes and State Formula Aid amounted to \$26,646,097 or 75.1% of total revenue for the year. Another \$6,044,763 or 17.1% came from State and Federal Aid for specific programs (Operating Grants and Contributions) and the remainder totaling \$2,776,469 or 7.8% from Fees Charged for Services as well as Investment Earnings and Miscellaneous Sources. (See Table A-4.)

The total cost of all programs and services was \$40,738,663 for the year ended June 30, 2014. The majority of the District's costs related to educating and servicing students (Instruction, Instructional Student Support, Pupil Transportation, Student Activities), in the amount of \$28,929,556 or 71%,



Administrative Costs accounted for \$3,925,418 or 10%, Operation of the District's Facilities accounted for \$4,990,744 or 12%, Food Service Costs made up \$2,107,921 or 5%, and all other expenses accounted for \$785,024 or 2%. (See Table A-4.)

Total expenses exceeded revenues decreasing net assets by \$3,190,652. (See Table A-4.)

The cost of all District activities was \$40,738,663. (See Table A-4.)

- Some of the cost was paid by the users of the District's programs (\$598,503).
- Federal and state governments subsidized certain programs with grants and contributions (\$7,260,679).
- Most of the District's costs (\$29,688,829), however, were paid for by District taxpayers and taxpayers of our state.

This portion of governmental activities was paid for with taxes and state aid based on the statewide education aid formula and with investment earnings and other general revenues.

**Table A-5**  
**Pottsville Area School District**  
**Net Cost of Governmental Activities**  
**For Years Ended June 30, 2014 and 2013**

	Total Cost of Services 2013-2014	Total Cost of Services 2012-2013	Percentage Change 2013-2014	Net Cost of Services 2013-2014	Net Cost of Services 2012-2013	Percentage Change 2013-2014
Depreciation – unallocated	\$335,208	\$339,782		(\$335,208)	(\$339,782)	
Instruction	24,370,953	24,051,962		(19,750,800)	(19,612,555)	
Instructional Student Support	2,479,585	2,565,407		(2,176,908)	(2,317,557)	
Administration	3,925,418	3,523,174		(3,661,100)	(3,306,964)	
Operation & Maintenance of Facilities	4,990,744	4,196,036		(4,811,205)	(4,061,263)	
Pupil Transportation	1,176,338	1,281,993		(595,292)	(738,119)	
Student Activities	902,680	1,057,975		(813,636)	(988,527)	
Community Services	133,874	167,746		(125,888)	(162,006)	
Interest & Charges on Long-Term Debt	315,942	370,900		(315,942)	(370,900)	
Food Service	0	0		0	0	
Less on Disposal of Assets	0	0		0	0	
<b>Total Expenses</b>	<b>\$38,630,742</b>	<b>\$37,554,975</b>	<b>2.9%</b>	<b>(\$32,585,979)</b>	<b>(\$31,897,673)</b>	<b>2.2%</b>

The results of this year's operations as a whole are reported in the Statement of Activities. Specific charges, grants, revenues and subsidies that directly relate to specific expense categories are represented to determine the final amount of the District's activities that are supported by other general

revenues. The two largest general revenues are the Basic Education Subsidy provided by the State of Pennsylvania, and the local taxes assessed to community taxpayers. (See Table A-5.)

## FINANCIAL ANALYSIS OF DISTRICT FUNDS

As of June 30, 2014, the District's governmental funds reported a combined fund balance of \$11,157,713 a decrease of \$3,420,273 from the prior year amount of \$14,577,986. (See Table A-6.) The primary reasons for this are specific to two funds:

### General Fund:

The District budgeted significantly for health benefit costs, costs for anticipated needs of special education, and transportation. These costs continue to increase from year to year and are a challenge for the district in budgeting. Special education costs are dependent upon the type of student enrolled in the District each year. Enrollment and/or withdrawal of severely handicapped students can cause this expenditure to fluctuate. While the District does prepare a budget with a modest reserve each year for unexpected emergencies, this expenditure is dependent upon actual experience during the fiscal year. There were no significant unexpected expenditures during the year so the budgeted reserve amount was not needed.

### Capital Reserve Fund:

The District has this fund for unforeseen and various capital expenditures.

**Table A-6**  
**Pottsville Area School District**  
**Change in Fund Balances**  
 For Years Ended June 30, 2014 and 2013

	Fund Balance June 30, 2014	Fund Balance June 30, 2013	Increase (Decrease)
General Fund	\$10,127,968	\$12,563,088	(\$2,435,120)
Capital Reserve Fund	1,029,745	1,422,309	(392,564)
Non-Major Funds	0	592,589	(592,589)
<b>Totals</b>	<b>\$11,157,713</b>	<b>\$14,577,986</b>	<b>(\$3,420,273)</b>

Revenues for the District's governmental funds were \$35,822,723 while total expenses were \$39,242,996 resulting in a net change in the fund balances of (\$3,420,273).

**General Fund Budget**

During the fiscal year, the Board of School Directors (The Board) authorizes revisions to the original budget to accommodate differences from the original budget to the actual expenditures of the District. All adjustments are again confirmed at the time the annual audit is accepted, which is after the end of the fiscal year, which is not prohibited by state law.

The District applies for federal, state, and local grants and these grants cannot always be anticipated in the budgeting process.

Budgeted expenditures and other financing uses also increased this same amount to compensate for the additional approved grants. Transfers between specific categories of expenditures/financing uses occur during the year. The most significant transfers occur from the budget reserve category to specific expenditure areas.

The Budgetary Reserve includes amounts that will be funded by designated fund balance for planned opportunities of expenditures for improvements/enhancements to the District operations. These amounts will only be appropriated into expenditure categories if the fiscal results of the prior year-end with a positive addition to fund balance, which exceeds the total of these projected expenditures. The Board is using this method of budgeting to control tax increases while also protecting the integrity of the fund balance.

The following provides a summary of General Fund revenues:

**Table A-7**  
**Pottsville Area School District**  
**General Fund Revenues**  
**For Years Ended June 30, 2014 and 2013**

	<b>Revenues 2013-2014</b>	<b>Revenues 2012-2013</b>	<b>Increase (Decrease)</b>	<b>% Change</b>
<b>Local Sources</b>				
Taxes	\$13,001,705	\$13,022,028	(\$20,323)	
Interest	14,338	42,612	(28,274)	
Other	2,988,336	2,970,503	17,833	
<b>State Sources</b>	18,350,812	17,583,453	767,359	
<b>Federal Sources</b>	993,542	1,168,538	(174,996)	
<b>Other Sources</b>	698,990	248,771	450,219	
<b>Total Revenue</b>	<b>\$36,047,723</b>	<b>\$35,035,905</b>	<b>1,011,818</b>	<b>2.9%</b>

Total General Fund revenue increased by \$1,011,818 or 2.9% from the previous year.  
 (See Table A-7.)

The following provides a summary of General Fund expenditures:

**Table A-8**  
**Pottsville Area School District**  
**General Fund Expenditures**  
**For Years Ended June 30, 2014 and 2013**

	<b>Expenditures 2013-2014</b>	<b>Expenditures 2012-2013</b>	<b>Increase (Decrease)</b>	<b>% Change</b>
Salaries	\$18,037,626	\$17,873,296	\$164,330	
Employee Benefits	9,759,073	8,864,005	895,068	
Purchased Services	7,478,992	6,801,473	677,519	
Supplies	1,660,067	1,895,330	(235,263)	
Equipment	187,470	419,768	(232,298)	
Debt Service	701,010	568,882	132,128	
Other Expenditures	427,605	296,317	131,288	
<b>Total Expenditures</b>	<b>\$38,251,843</b>	<b>\$36,719,071</b>	<b>\$1,532,772</b>	<b>4.2%</b>

Total General Fund expenditures increased \$1,532,772 or 4.2% from the previous year. The primary reason for this increase is due to higher costs in salaries and benefits. (See Table A-8.)

## CAPITAL ASSETS AND DEBT ADMINISTRATION

### Capital Assets

As of June 30, 2014, the District had \$9,879,919, a decrease of \$159,266, invested in a broad range of capital assets, including land, buildings and furniture, and equipment. (See Table A-9.)

The following provides a summary of our Capital Assets:

**Table A-9**  
**Pottsville Area School District**  
**Net Capital Assets**  
 For Years Ended June 30, 2014 and 2013

	Governmental Activities 2013-2014	Governmental Activities 2012-2013	Business-Type Activities 2013-2014	Business-Type Activities 2012-2013	Total 2013-2014	Total 2012-2013	% Change
Site improvements	\$168,260	\$184,570	\$0	\$0	\$168,260	\$184,570	
Building and Building improvements	6,852,436	7,138,584	0	0	6,852,436	7,138,584	
Furniture and Equipment	1,668,449	1,987,822	5,774	8,749	1,668,449	1,996,571	
Construction in Progress	1,185,000	592,500	0	0	1,185,000	592,500	
Long-Term Debt Repayments	0	0	0	0	0	0	
Accumulated Depreciation and Amortization	0	126,960	0	0	0	126,960	
<b>Totals</b>	<b>\$9,874,145</b>	<b>\$10,030,436</b>	<b>\$5,774</b>	<b>\$8,749</b>	<b>\$9,879,919</b>	<b>\$10,039,185</b>	<b>(1.6%)</b>

## Debt Administration

The District has two extended capital lease agreements with DELL Financial Services for the purchases of various computer equipment. The outstanding balances are \$142,751.59 and \$192,772.80, also an agreement with Banc of America, for the purchase of a new district-wide telephone system. Outstanding balance with Banc of America is \$103,185.11.

The District also has two lease agreements with Apple with outstanding balances of \$35,387.07 and \$295,912.80.

On August 28, 2012, the District issued \$4,155,000 in general obligation bonds with the proceeds to be utilized for various capital improvements including roofing projects. This included sufficient funds to retire 2008 Bonds on October 1, 2013.

Other obligations include accrued vacation pay and sick leave for specific employees of the District. More detailed information about our long-term liabilities is included in the financial statements.

The following provides a summary of our Long-Term Liabilities:

**Table A-10**  
**Pottsville Area School District**  
**Long-Term Liabilities**  
For Years Ended June 30, 2014 and 2013 ,

	Year Ending June 30, 2014	Year Ending June 30, 2013	Increase (Decrease)	% Change
General Obligation Bonds	4,035,000	\$4,285,000	(\$250,000)	
Other Outstanding Debt & Compensated Absences	4,824,995	4,522,534	302,461	
<b>Totals</b>	<b>\$8,859,995</b>	<b>\$8,807,534</b>	<b>\$52,461</b>	<b>0.6%%</b>

**ECONOMIC FACTORS AND NEXT YEAR'S BUDGETS AND RATES**

A major financial issue facing the District again in fiscal year 2014-2015 will be the funding of our employer contribution to PSERS. The rate during 2014-15 is 21.40%, it has been established by the PSERS Board at 25.84% in 2015-16. The following year is slated at 29.27%. In 2004-2005, the rate was 4.23%. Another significant cost is the tuition paid to cyber/charter schools which have exceeded 1.5 million in the past two fiscal years. Special education costs have grown significantly each year. Historically, the District was part of a consortium arrangement with Schuylkill Intermediate Unit No. 29 for their special education services. The consortium was comprised of twelve county public school districts during the 2002-2003 school year, eleven during the 2003-2004 school year, and has been declining since then. Over this time period our percentage of students requiring special education services has increased which has a direct correlation with the level of costs dependent on the severity of the disability.

Starting with the 2005-2006 school year, the District had taken over their district-located special education classes. As a result, the District will have to continue to budget for district-located special education costs as well as budgeting for special education students still located at the Intermediate Unit.

Please note that after reconciliation received in November 2013, there was a decrease in the payment to the Intermediate Unit in the amount of \$53,519.79 for 2012-2013. There was a increase of \$138,514 for the 2013-2014 school year which the district owed after reconciliation in November 2014.

There is a tentative projected increase in the payment to the Intermediate Unit for 2014-2015 in the amount of \$88,942 or 10.1% noting that more could be owed after reconciliation in December 2015. In addition to the Intermediate Unit costs, the District has projected \$5,407,502 of Special Education costs for district-located classes.

It will be necessary to continue to closely monitor future special education costs due to the fact of the District taking over its district-located special education classes as well as our reconciliation from the Intermediate Unit not being received until December of the following year. (See Table A-11.)

**Table A-11  
Pottsville Area School District  
Intermediate Unit Special Education Costs  
For Years Ended June 30, 2015; 2014; and 2013**

	IU Special Ed 2014-2015	IU Special Ed 2013-2014	% Change	IU Special Ed 2012-2013	% Change
Projected Figure	\$969,541	\$1,019,113	10.1%	\$1,041,127	(19.5%)
Adjustment		<u>138,514</u>		<u>53,519.79</u>	
Final Owed		\$880,599		\$1,094,646.79	

The District's retirement contribution on behalf of its employees to the Pennsylvania School Employees Retirement System (PSERS) increased for 2014-2015 by 4.47%. (See Table A-12.) The District also expects health care premiums to increase approximately 10-12% per year for the foreseeable future. All of these factors may cause the Board to reduce programs, increase taxes, or both.

**Table A-12  
Pottsville Area School District  
Employer's Retirement Contributions**

Retirement 2014-2015	Retirement 2013-2014	Retirement 2012-2013	Retirement 2011-2012	Retirement 2010-2011
21.40%	16.93%	12.36%	8.65%	5.64%

The percentage of the total budget of revenue and expenditure by category for 2014-2015 as compared to 2013-2014 is as follows:

**BUDGETED REVENUES**

	<u>2014-2015</u>	<u>2013-2014</u>
Local	47%	46%
State	49%	50%
Federal/Other	4%	4%

**BUDGETED EXPENDITURES**

	<u>2014-2015</u>	<u>2013-2014</u>
Instruction	62%	63%
Support Services	31%	31%
Non-Instruction/Community	4%	3%
Fund Transfers/Debt	3%	3%

**CONTACTING THE DISTRICT FINANCIAL MANAGEMENT**

Our financial report is designed to provide our citizens, taxpayers, parents, students, investors, and creditors with a general overview of the District's finances and to show the Board's accountability for the money it receives. If you have questions about this report or wish to request additional financial information, please contact Stephen C. Curran, Business Manager/Board Secretary at Pottsville Area School District, 1501 West Laurel Boulevard, Pottsville, PA 17901, (570) 621-2904.



POTTSVILLE AREA SCHOOL DISTRICT

STATEMENT OF NET POSITION

JUNE 30, 2014

ASSETS AND DEFERRED OUTFLOWS OF RESOURCES	Governmental Activities	Business-Type Activities	Total
<b>CURRENT ASSETS</b>			
Cash and cash equivalents	\$ 13,291,199	\$ 145,926	\$ 13,437,125
Taxes receivable, net	2,757,275	0	2,757,275
Intergovernmental receivables	2,174,135	3,140	2,177,275
Other receivables	159	0	159
Inventories	0	31,845	31,845
<b>TOTAL CURRENT ASSETS</b>	<b>18,222,768</b>	<b>180,911</b>	<b>18,403,679</b>
<b>NON-CURRENT ASSETS</b>			
Land and site improvements - net of accumulated depreciation	168,260	0	168,260
Building and building improvements - net of accumulated depreciation	6,852,436	0	6,852,436
Furniture, equipment, and automobiles - net of accumulated depreciation	1,668,449	5,774	1,674,223
Construction in progress	1,185,000	0	1,185,000
<b>TOTAL NON-CURRENT ASSETS</b>	<b>9,874,145</b>	<b>5,774</b>	<b>9,879,919</b>
<b>TOTAL ASSETS</b>	<b>28,096,913</b>	<b>186,685</b>	<b>28,283,598</b>
<b>DEFERRED OUTFLOWS OF RESOURCES</b>	<b>0</b>	<b>0</b>	<b>0</b>
<b>TOTAL ASSETS AND DEFERRED OUTFLOWS OF RESOURCES</b>	<b>\$ 28,096,913</b>	<b>\$ 186,685</b>	<b>\$ 28,283,598</b>
<b>LIABILITIES, DEFERRED INFLOWS OF RESOURCES AND NET POSITION</b>			
<b>CURRENT LIABILITIES</b>			
Accounts payable	\$ 704,298	\$ 0	\$ 704,298
Accrued salaries and benefits	4,128,575	28,690	4,157,265
Current portion of long-term debt	768,245	0	768,245
Current portion of compensated absences	75,000	0	75,000
Internal balances	17,386	(17,386)	0
Accrued interest	45,077	0	45,077
<b>TOTAL CURRENT LIABILITIES</b>	<b>5,738,581</b>	<b>11,304</b>	<b>5,749,885</b>
<b>NON-CURRENT LIABILITIES</b>			
Bonds payable	3,780,000	0	3,780,000
Extended term financing agreements payable	3,219,371	0	3,219,371
Long-term portion of compensated absences	875,018	13,118	888,136
Other postemployment benefits	142,361	0	142,361
<b>TOTAL NON-CURRENT LIABILITIES</b>	<b>8,016,750</b>	<b>13,118</b>	<b>8,029,868</b>
<b>TOTAL LIABILITIES</b>	<b>13,755,331</b>	<b>24,422</b>	<b>13,779,753</b>
<b>DEFERRED INFLOWS OF RESOURCES</b>	<b>0</b>	<b>28,938</b>	<b>28,938</b>
<b>NET POSITION</b>			
Invested in capital assets, net of related debt	2,106,529	5,774	2,112,303
Restricted for capital projects	1,029,745	0	1,029,745
Unrestricted	11,205,308	127,551	11,332,859
<b>TOTAL NET POSITION</b>	<b>14,341,582</b>	<b>133,325</b>	<b>14,474,907</b>
<b>TOTAL LIABILITIES, DEFERRED INFLOWS OF RESOURCES AND NET POSITION</b>	<b>\$ 28,096,913</b>	<b>\$ 186,685</b>	<b>\$ 28,283,598</b>

See notes to financial statements  
which are an integral part of this statement.

POTTSVILLE AREA SCHOOL DISTRICT  
STATEMENT OF ACTIVITIES

FOR THE YEAR ENDED JUNE 30, 2014

Functions/Programs	Program Revenues		Net (Expense) Revenue and Changes in Net Assets			
	Expenses	Charges for Services	Operating Grants and Contributions	Governmental Activities	Business-Type Activities	Total
<b>GOVERNMENTAL ACTIVITIES</b>						
Unallocated depreciation	\$ 335,208	\$ 0	0	\$ (335,208)	\$ 0	\$ (335,208)
Instruction	24,370,953	0	4,620,153	(19,750,800)	0	(19,750,800)
Instructional student support	2,479,585	0	302,677	(2,176,908)	0	(2,176,908)
Administrative and financial support services	3,925,418	0	264,318	(3,661,100)	0	(3,661,100)
Operation and maintenance of plant services	4,990,744	0	179,539	(4,811,205)	0	(4,811,205)
Pupil transportation	1,176,338	0	581,046	(595,292)	0	(595,292)
Student activities	902,680	0	89,044	(813,636)	0	(813,636)
Community services	133,874	0	7,986	(125,888)	0	(125,888)
Interest on long-term debt	315,942	0	0	(315,942)	0	(315,942)
<b>TOTAL GOVERNMENTAL ACTIVITIES</b>	<b>38,630,742</b>	<b>0</b>	<b>6,044,763</b>	<b>(32,585,979)</b>	<b>0</b>	<b>(32,585,979)</b>
<b>BUSINESS-TYPE ACTIVITIES</b>						
Food services	2,107,921	598,503	1,215,916	0	(293,502)	(293,502)
<b>TOTAL PRIMARY GOVERNMENT</b>	<b>40,738,663</b>	<b>598,503</b>	<b>7,260,679</b>	<b>(32,585,979)</b>	<b>(293,502)</b>	<b>(32,879,481)</b>
<b>GENERAL REVENUES AND TRANSFERS</b>						
Taxes:						
Property taxes, levied for general purposes, net				8,411,618	0	8,411,618
Public utility, realty, earned income and miscellaneous taxes levied for general purposes, net				4,934,889	0	4,934,889
Grants, subsidies, and contributions not restricted				13,299,590	0	13,299,590
Investment earnings				14,450	102	14,552
Transfers				(225,000)	225,000	0
Miscellaneous				2,987,019	41,161	3,028,180
<b>TOTAL GENERAL REVENUES AND TRANSFERS</b>				<b>29,422,566</b>	<b>266,263</b>	<b>29,688,829</b>
<b>CHANGE IN NET POSITION</b>				<b>(3,163,413)</b>	<b>(27,239)</b>	<b>(3,190,652)</b>
<b>NET POSITION - BEGINNING</b>				<b>17,631,955</b>	<b>160,564</b>	<b>17,792,519</b>
<b>PRIOR PERIOD ADJUSTMENT</b>				<b>(126,960)</b>	<b>0</b>	<b>(126,960)</b>
<b>NET POSITION - ENDING</b>				<b>\$ 14,341,582</b>	<b>\$ 133,325</b>	<b>\$ 14,474,907</b>

See notes to financial statements which are an integral part of this statement.

**POTTSVILLE AREA SCHOOL DISTRICT**  
**STATEMENT OF REVENUES, EXPENDITURES, AND**  
**CHANGES IN FUND BALANCES**

**ALL GOVERNMENTAL FUNDS**

**FOR THE YEAR ENDED JUNE 30, 2014**

	General	Capital Reserve	Debt Service	Non-Major Governmental Funds	Total Governmental Funds
<b>REVENUES</b>					
Local sources	\$ 16,004,379	\$ 112	\$ 0	\$ 0	\$ 16,004,491
State sources	18,350,812	0	0	0	18,350,812
Federal sources	993,542	0	0	0	993,542
<b>TOTAL REVENUES</b>	<u>35,348,733</u>	<u>112</u>	<u>0</u>	<u>0</u>	<u>35,348,845</u>
<b>OTHER FINANCING SOURCES</b>					
Proceeds from extended term financing	698,990	0	0	0	698,990
<b>TOTAL OTHER FINANCING SOURCES</b>	<u>698,990</u>	<u>0</u>	<u>0</u>	<u>0</u>	<u>698,990</u>
<b>TOTAL REVENUES AND OTHER FINANCING SOURCES</b>	<u>36,047,723</u>	<u>112</u>	<u>0</u>	<u>0</u>	<u>36,047,835</u>
<b>EXPENDITURES</b>					
Instruction	24,167,942	0	0	0	24,167,942
Support services	12,039,836	0	0	0	12,039,836
Non-instructional services	1,031,946	0	0	0	1,031,946
Capital outlay	6,000	392,676	592,589	0	991,265
Debt service	873,578	0	0	0	873,578
<b>TOTAL EXPENDITURES</b>	<u>38,119,302</u>	<u>392,676</u>	<u>592,589</u>	<u>0</u>	<u>39,104,567</u>
<b>OTHER FINANCING (USES)</b>					
Refund of prior year receipts	(138,541)	0	0	0	(138,541)
Interfund transfer	(225,000)	0	0	0	(225,000)
<b>TOTAL OTHER FINANCING (USES)</b>	<u>(363,541)</u>	<u>0</u>	<u>0</u>	<u>0</u>	<u>(363,541)</u>
<b>TOTAL EXPENDITURES AND OTHER FINANCING (USES)</b>	<u>38,482,843</u>	<u>392,676</u>	<u>592,589</u>	<u>0</u>	<u>39,468,108</u>
<b>NET CHANGE IN FUND BALANCES</b>	<u>(2,435,120)</u>	<u>(392,564)</u>	<u>(592,589)</u>	<u>0</u>	<u>(3,420,273)</u>
<b>FUND BALANCES - BEGINNING</b>	<u>12,563,088</u>	<u>1,422,309</u>	<u>592,589</u>	<u>0</u>	<u>14,577,986</u>
<b>FUND BALANCES - ENDING</b>	<u>\$ 10,127,968</u>	<u>\$ 1,029,745</u>	<u>\$ 0</u>	<u>\$ 0</u>	<u>\$ 11,157,713</u>

See notes to financial statements  
which are an integral part of this statement.

**POTTSVILLE AREA SCHOOL DISTRICT**  
**RECONCILIATION OF GOVERNMENTAL FUNDS BALANCE SHEET**  
**TO THE STATEMENT OF NET POSITION**

**GOVERNMENTAL FUNDS**

**AS OF JUNE 30, 2014**

<b>TOTAL FUND BALANCES - GOVERNMENTAL FUNDS</b>	<b>\$ 11,157,713</b>
<p>Amounts reported for governmental activities in the statement of net assets are different because:</p>	
<p>Capital assets used in governmental activities are not financial resources and, therefore, are not reported as assets in governmental funds.</p>	
Cost of capital assets	27,352,138
Less: accumulated depreciation	(17,477,992)
<p>Long-term liabilities, including bonds payable, are not due and payable in the current period and are not reported as liabilities in the funds.</p>	
Bond payable	(4,035,000)
Extended term financing agreements payable	(3,732,616)
Other postemployment benefits	(142,361)
Compensated absences	(950,018)
<p>Delinquent personal and property taxes receivable will be collected this year, but are not available soon enough to pay for the current period's expenditures and are, therefore, deferred in the funds.</p>	
	2,214,795
<p>Governmental funds do not report a liability for accrued interest until due and payable.</p>	
	<u>(45,077)</u>
<b>TOTAL NET POSITION - GOVERNMENTAL ACTIVITIES</b>	<b>\$ <u>14,341,582</u></b>

See notes to financial statements  
which are an integral part of this statement.

POTTSVILLE AREA SCHOOL DISTRICT

BALANCE SHEET

GOVERNMENTAL FUNDS

JUNE 30, 2014

	<u>General</u>	<u>Capital Reserve</u>	<u>Debt Service</u>	<u>Non-Major Governmental Funds</u>	<u>Total Governmental Funds</u>
<b>ASSETS AND DEFERRED OUTFLOWS OF RESOURCES</b>					
Cash	\$ 12,261,454	\$ 1,029,745	\$ 0	\$ 0	\$ 13,291,199
Taxes receivable, net	2,757,275	0	0	0	2,757,275
Due from debt escrow agent	0	0	0	0	0
Other receivables	159	0	0	0	159
Intergovernmental receivables	2,174,135	0	0	0	2,174,135
<b>TOTAL ASSETS</b>	<u>17,193,023</u>	<u>1,029,745</u>	<u>0</u>	<u>0</u>	<u>18,222,768</u>
<b>DEFERRED OUTFLOWS OF RESOURCES</b>	<u>0</u>	<u>0</u>	<u>0</u>	<u>0</u>	<u>0</u>
<b>TOTAL ASSETS AND DEFERRED OUTFLOWS OF RESOURCES</b>	<u>\$ 17,193,023</u>	<u>\$ 1,029,745</u>	<u>\$ 0</u>	<u>\$ 0</u>	<u>\$ 18,222,768</u>
 <b>LIABILITIES AND DEFERRED INFLOWS OF RESOURCES AND FUND BALANCES</b>					
<b>LIABILITIES</b>					
Accounts payable	\$ 704,299	\$ 0	\$ 0	\$ 0	\$ 704,299
Due to other funds	17,386	0	0	0	17,386
Accrued salaries and benefits	4,128,575	0	0	0	4,128,575
Deferred revenue	0	0	0	0	0
<b>TOTAL LIABILITIES</b>	<u>4,850,260</u>	<u>0</u>	<u>0</u>	<u>0</u>	<u>4,850,260</u>
<b>DEFERRED INFLOWS OF RESOURCES</b>	<u>2,214,795</u>	<u>0</u>	<u>0</u>	<u>0</u>	<u>2,214,795</u>
<b>FUND BALANCES</b>					
Restricted	0	1,029,745	0	0	1,029,745
Unassigned	10,127,968	0	0	0	10,127,968
<b>TOTAL FUND BALANCES</b>	<u>10,127,968</u>	<u>1,029,745</u>	<u>0</u>	<u>0</u>	<u>11,157,713</u>
<b>TOTAL LIABILITIES, DEFERRED INFLOWS OF RESOURCES AND FUND BALANCES</b>	<u>\$ 17,193,023</u>	<u>\$ 1,029,745</u>	<u>\$ 0</u>	<u>\$ 0</u>	<u>\$ 18,222,768</u>

See notes to financial statements  
which are an integral part of this statement.

POTTSVILLE AREA SCHOOL DISTRICT

RECONCILIATION OF THE STATEMENT OF REVENUES, EXPENDITURES, AND  
CHANGES IN FUND BALANCES TO STATEMENT OF ACTIVITIES

GOVERNMENTAL FUNDS

FOR THE YEAR ENDED JUNE 30, 2014

<b>TOTAL NET CHANGE IN FUND BALANCES - GOVERNMENTAL FUNDS</b>	<b>\$ (3,420,273)</b>
Because some property taxes will not be collected for several months after the District's year end, they are not considered as available revenues in the government funds.	343,484
Repayment of debt principal is an expenditure in the governmental funds, but the repayment reduces long-term liabilities in the Statement of Net Assets.	701,009
Compensated absences reported in the Statement of Activities do not require the use of current financial resources, and therefore, are not reported as expenditures in governmental funds.	(19,921)
Other postemployment benefits reported in the Statement of Activities do not require the use of current financial resources and, therefore, are not reported as expenditures in governmental funds.	(34,559)
Interest is recognized in governmental funds when paid but is accrued in the Statement of Activities.	(4,832)
Governmental funds report issuance of long term debt as revenues. In the Statement of Net Position these are listed as long-term debt.	(698,990)
Governmental funds report capital outlays as expenditures. In the Statement of Activities, the cost of those assets are allocated over their estimated useful lives as depreciation expense.	592,500
Governmental funds report debt issuance costs as expenditures. In the Statement of Activities, the cost of those assets are allocated over their estimated useful Loss on disposition of fixed assets is recognized in the statement of activities	(1,586)
Depreciation expense is recognized in the Statement of Activities but is not recognized in governmental funds.	<u>(620,245)</u>
<b>CHANGE IN NET POSITION - GOVERNMENTAL ACTIVITIES</b>	<b><u>\$ (3,163,413)</u></b>

See notes to financial statements  
which are an integral part of this statement.

POTTSVILLE AREA SCHOOL DISTRICT

STATEMENT OF REVENUES, EXPENDITURES, AND  
CHANGES IN FUND BALANCES - BUDGET AND ACTUAL

GENERAL FUND

FOR THE YEAR ENDED JUNE 30, 2014

	Budgeted Amounts		Actual (Budgetary Basis)	Variance With Final Budget Positive (Negative)
	Original	Final		
<b>REVENUES</b>				
Local sources	\$ 16,879,532	\$ 16,879,532	\$ 16,004,379	\$ (875,153)
State sources	17,400,207	17,400,207	18,350,812	950,605
Federal sources	1,285,000	1,285,000	993,542	(291,458)
<b>TOTAL REVENUES</b>	<u>35,564,739</u>	<u>35,564,739</u>	<u>35,348,733</u>	<u>(216,006)</u>
<b>OTHER FINANCING SOURCES</b>				
Proceeds from extended term financing	0	0	698,990	698,990
<b>TOTAL OTHER FINANCING SOURCES</b>	<u>0</u>	<u>0</u>	<u>698,990</u>	<u>698,990</u>
<b>TOTAL REVENUES AND OTHER FINANCING SOURCES</b>	<u>35,564,739</u>	<u>35,564,739</u>	<u>36,047,723</u>	<u>482,984</u>
<b>EXPENDITURES</b>				
Regular programs	17,826,800	17,826,800	16,526,036	1,300,764
Special programs	5,603,470	5,603,470	5,705,247	(101,777)
Vocational programs	1,457,025	1,457,025	1,435,628	21,397
Other instructional programs	505,325	505,325	483,335	21,990
Nonpublic school programs	25,000	25,000	17,697	7,303
Pupil personnel services	1,224,770	1,224,770	1,287,607	(62,837)
Instructional staff services	1,480,975	1,480,975	1,191,978	288,997
Administrative services	2,533,783	2,533,783	2,310,629	223,154
Pupil health	390,505	390,505	408,099	(17,594)
Business services	982,500	982,500	731,966	250,534
Operation and maintenance of plant services	5,063,000	5,063,000	4,585,246	477,754
Student transportation services	1,265,310	1,265,310	1,056,976	208,334
Central and other support services	550	550	455,658	(455,108)
Other support services	3,500	3,500	11,676	(8,176)
Cafeteria services	0	0	0	0
Student activities	908,475	908,475	898,072	10,403
Capital outlay	0	0	6,000	(6,000)
Community services	236,600	236,600	133,874	102,726
Debt service (principal and interest)	395,500	395,500	873,578	(478,078)
<b>TOTAL EXPENDITURES</b>	<u>39,903,088</u>	<u>39,903,088</u>	<u>38,119,302</u>	<u>1,783,786</u>
<b>OTHER FINANCING (USES)</b>				
Interfund transfers	0	0	(225,000)	225,000
Refund of prior year receipts	(1,500)	(1,500)	(138,541)	137,041
Budgetary reserve	(500,000)	(500,000)	0	(500,000)
<b>TOTAL OTHER FINANCING (USES)</b>	<u>(501,500)</u>	<u>(501,500)</u>	<u>(363,541)</u>	<u>(137,959)</u>
<b>TOTAL EXPENDITURES AND OTHER FINANCING (USES)</b>	<u>40,404,588</u>	<u>40,404,588</u>	<u>38,482,843</u>	<u>1,921,745</u>
<b>NET CHANGE IN FUND BALANCES</b>	(4,839,849)	(4,839,849)	(2,435,120)	2,404,729
<b>FUND BALANCE - BEGINNING OF YEAR</b>	<u>10,000,000</u>	<u>10,000,000</u>	<u>12,563,088</u>	<u>2,563,088</u>
<b>FUND BALANCE - END OF YEAR</b>	<u>\$ 5,160,151</u>	<u>\$ 5,160,151</u>	<u>\$ 10,127,968</u>	<u>\$ 4,967,817</u>

See notes to financial statements  
which are an integral part of this statement.

POTTSVILLE AREA SCHOOL DISTRICT

STATEMENT OF NET POSITION

PROPRIETARY FUNDS

FOR THE YEAR ENDED JUNE 30, 2014

	<u>Food Service</u>
<b>ASSETS AND DEFERRED OUTFLOWS OF RESOURCES</b>	
<b>CURRENT ASSETS</b>	
Cash	\$ 145,926
Intergovernmental receivables	3,140
Due from other funds	17,386
Inventories	<u>31,845</u>
<b>TOTAL CURRENT ASSETS</b>	<u>198,297</u>
<b>NON-CURRENT ASSETS</b>	
Machinery and equipment	671,893
Less: accumulated depreciation	<u>(666,119)</u>
<b>TOTAL NON-CURRENT ASSETS</b>	<u>5,774</u>
<b>DEFERRED OUTFLOWS OF RESOURCES</b>	<u>0</u>
<b>TOTAL ASSETS AND DEFERRED OUTFLOWS OF RESOURCES</b>	<u>\$ 204,071</u>
<b>LIABILITIES, DEFERRED INFLOWS OF RESOURCES AND NET POSITION</b>	
<b>CURRENT LIABILITIES</b>	
Accounts payable	\$ 0
Accrued salaries and benefits	<u>28,690</u>
<b>TOTAL CURRENT LIABILITIES</b>	<u>28,690</u>
<b>NON-CURRENT LIABILITIES</b>	
Long-term portion of compensated absences	<u>13,118</u>
<b>TOTAL NON-CURRENT LIABILITIES</b>	<u>13,118</u>
<b>TOTAL LIABILITIES</b>	<u>41,808</u>
<b>DEFERRED INFLOWS OF RESOURCES</b>	
Deferred revenues - commodities	15,548
Deferred revenues - student payments	<u>13,390</u>
<b>TOTAL DEFERRED INFLOWS OF RESOURCES</b>	<u>28,938</u>
<b>NET POSITION</b>	
Invested in capital assets - net of related debt	5,774
Unrestricted	<u>127,551</u>
<b>TOTAL NET POSITION</b>	<u>133,325</u>
<b>TOTAL LIABILITIES, DEFERRED INFLOWS OF RESOURCES AND NET POSITION</b>	<u>\$ 204,071</u>

See notes to financial statements  
which are an integral part of this statement.



**POTTSVILLE AREA SCHOOL DISTRICT**  
**STATEMENT OF REVENUES, EXPENSES, AND**  
**CHANGES IN NET POSITION**

**PROPRIETARY FUNDS**

**FOR THE YEAR ENDED JUNE 30, 2014**

	<u>Food Service</u>
<b>OPERATING REVENUES</b>	
Food service revenues	\$ 598,503
Other operating revenues	41,161
<b>TOTAL OPERATING REVENUES</b>	<u>639,664</u>
 <b>OPERATING EXPENSES</b>	
Personal services - salaries	686,880
Personal services - employee benefits	541,565
Purchased property services	36,093
Supplies	839,652
Depreciation	2,975
Other operating expenses	756
<b>TOTAL OPERATING EXPENSES</b>	<u>2,107,921</u>
 <b>OPERATING (LOSS)</b>	 (1,468,257)
 <b>NON-OPERATING REVENUES (EXPENSES)</b>	
Earnings on investments	102
State sources	157,746
Federal sources	1,058,170
<b>TOTAL NON-OPERATING REVENUES (EXPENSES)</b>	<u>1,216,018</u>
 <b>CONTRIBUTIONS AND TRANSFERS</b>	
Transfers in (out)	225,000
<b>TOTAL CONTRIBUTIONS AND TRANSFERS</b>	<u>225,000</u>
 <b>CHANGE IN NET POSITION</b>	 (27,239)
 <b>NET POSITION - BEGINNING OF YEAR</b>	 <u>160,564</u>
 <b>NET POSITION - END OF YEAR</b>	 <u>\$ 133,325</u>

See notes to financial statements  
which are an integral part of this statement.

POTTSVILLE AREA SCHOOL DISTRICT

STATEMENT OF CASH FLOWS

PROPRIETARY FUNDS

FOR THE YEAR ENDED JUNE 30, 2014

	<u>Food Service</u>
<b>CASH FLOWS FROM OPERATING ACTIVITIES</b>	
Cash received from customers and intergovernments	\$ 639,664
Cash paid to employees for services	(1,228,445)
Cash paid to suppliers for goods and services	(876,105)
<b>NET CASH (USED FOR) OPERATING ACTIVITIES</b>	<u>(1,464,886)</u>
<b>CASH FLOWS FROM NON-CAPITAL FINANCING ACTIVITIES</b>	
State sources	157,746
Federal sources	1,058,170
Operating transfers in (out)	225,000
(Decrease) in long-term portion of compensated absences	(3,812)
<b>NET CASH PROVIDED BY NON-CAPITAL FINANCING ACTIVITIES</b>	<u>1,437,104</u>
<b>CASH FLOWS FROM CAPITAL AND RELATED FINANCING ACTIVITIES</b>	0
<b>CASH FLOWS FROM INVESTING ACTIVITIES</b>	
Earnings on investments	<u>102</u>
<b>NET INCREASE (DECREASE) IN CASH AND CASH EQUIVALENTS</b>	(27,680)
<b>CASH AND CASH EQUIVALENTS - BEGINNING OF YEAR</b>	<u>173,606</u>
<b>CASH AND CASH EQUIVALENTS - END OF YEAR</b>	<u>\$ 145,926</u>
<b>OPERATING INCOME (LOSS)</b>	\$ (1,468,257)
<b>ADJUSTMENTS TO RECONCILE OPERATING INCOME TO NET CASH (USED) BY OPERATING ACTIVITIES:</b>	
Depreciation	2,975
Changes in current assets and current liabilities	
(Increase) Decrease in intergovernmental receivables	(3,140)
(Increase) Decrease in inventories	(1,751)
(Increase) Decrease in advances to other funds	(5,529)
Increase (Decrease) in accrued salaries and benefits	9,340
Increase (Decrease) in deferred revenue	1,476
<b>TOTAL ADJUSTMENTS</b>	<u>3,371</u>
<b>TOTAL CASH (USED FOR) OPERATING ACTIVITIES</b>	<u>\$ (1,464,886)</u>

See notes to financial statements  
which are an integral part of this statement.

POTTSVILLE AREA SCHOOL DISTRICT

STATEMENT OF NET POSITION

FIDUCIARY FUNDS

FOR THE YEAR ENDED JUNE 30, 2014

	<u>Private Purpose Trust</u>	<u>Activity</u>	<u>Total Fiduciary Funds</u>
<b>ASSETS AND DEFERRED OUTFLOWS OF RESOURCES</b>			
Cash	\$ 726,119	\$ 293,978	\$ 1,020,097
<b>TOTAL ASSETS</b>	<u>726,119</u>	<u>293,978</u>	<u>1,020,097</u>
<b>DEFERRED OUTFLOWS OF RESOURCES</b>	<u>0</u>	<u>0</u>	<u>0</u>
<b>TOTAL ASSETS AND DEFERRED OUTFLOWS OF RESOURCES</b>	<u>\$ 726,119</u>	<u>\$ 293,978</u>	<u>\$ 1,020,097</u>
<b>LIABILITIES, DEFERRED INFLOWS OF RESOURCES AND NET POSITION</b>			
<b>LIABILITIES</b>			
Other current liabilities	\$ 0	\$ 293,978	\$ 293,978
<b>TOTAL LIABILITIES</b>	<u>0</u>	<u>293,978</u>	<u>293,978</u>
<b>DEFERRED INFLOWS OF RESOURCES</b>	<u>0</u>	<u>0</u>	<u>0</u>
<b>NET POSITION</b>			
Unrestricted	<u>726,119</u>	<u>0</u>	<u>726,119</u>
<b>TOTAL NET POSITION</b>	<u>726,119</u>	<u>0</u>	<u>726,119</u>
<b>TOTAL LIABILITIES, DEFERRED INFLOWS OF RESOURCES AND NET POSITION</b>	<u>\$ 726,119</u>	<u>\$ 293,978</u>	<u>\$ 1,020,097</u>

See notes to financial statements  
which are an integral part of this statement.

**POTTSVILLE AREA SCHOOL DISTRICT**  
**STATEMENT OF CHANGES IN NET POSITION**  
**FIDUCIARY FUNDS**  
**FOR THE YEAR ENDED JUNE 30, 2014**

	<u>Private Purpose Trust</u>
<b>ADDITIONS</b>	
Gifts and contributions	\$ 62,801
Other additions	<u>1,733</u>
<b>TOTAL ADDITIONS</b>	<u>64,534</u>
 <b>DEDUCTIONS</b>	
Scholarships awarded	83,703
<b>TOTAL DEDUCTIONS</b>	<u>83,703</u>
 <b>CHANGE IN NET POSITION</b>	 <u>(19,169)</u>
 <b>NET POSITION - BEGINNING OF YEAR</b>	 <u>745,288</u>
 <b>NET POSITION - END OF YEAR</b>	 <u><u>\$ 726,119</u></u>

See notes to financial statements  
which are an integral part of this statement.

**POTTSVILLE AREA SCHOOL DISTRICT**  
**NOTES TO FINANCIAL STATEMENTS**  
**FOR THE YEAR ENDED JUNE 30, 2014**

**NOTE 1 - SUMMARY OF SIGNIFICANT ACCOUNTING POLICIES:**

The Pottsville Area School District (the "District") is governed by the Pottsville Area School District Board of Education (the "Board"), which has responsibility and control over all activities related to public school education within the District. The District receives funding from local, state, and federal government sources and must comply with all of the requirements of these funding source entities. Board members are elected by the public and have decision-making authority, the power to designate management, the ability to significantly influence operations, and the primary accountability for fiscal matters.

The financial statements of the Pottsville Area School District have been prepared in conformity with accounting principles generally accepted in the United States of America (GAAP) as applied to local government units. The Governmental Accounting Standards Board (GASB) is the accepted standard-setting body for establishing governmental accounting and financial reporting principles. The more significant accounting policies of the District are described below.

In June 1999, the Governmental Accounting Standards Board (GASB) approved Statement No. 34, Basic Financial Statements-and Management's Discussion and Analysis -for State and Local Governments.

The financial statements include:

- Management's Discussion and Analysis (MDA), providing an analysis of the District's overall financial position and results of operations.
- Financial statements prepared using full-accrual accounting for all of the District's activities.
- A change in the fund financial statements to focus on major funds.

**POTTSVILLE AREA SCHOOL DISTRICT**  
**NOTES TO FINANCIAL STATEMENTS - continued**  
**FOR THE YEAR ENDED JUNE 30, 2014**

**NOTE 1 - SUMMARY OF SIGNIFICANT ACCOUNTING POLICIES - continued**

**REPORTING ENTITY**

The District is not a component unit of any other primary government.

**BASIS OF PRESENTATION**

*District-wide statements* - The statement of net assets and the statement of activities provide information about the financial activities of the overall district, except for fiduciary activities. Eliminations have been made to minimize the double counting of internal activities. These statements distinguish between the governmental and business-type activities of the District. Governmental activities generally are financed through taxes, intergovernmental revenues, and other non-exchange transactions. Business-Type activities are financed in whole or in part by fees charged to external parties.

The statement of activities presents a comparison between direct expenses and program revenues for each business-type activity of the District and for each function of the District's governmental activities.

- Direct Expenses are those that are clearly identifiable with a specific program.
- Program revenues include 1) charges to students or recipients who purchase, use or directly benefit from goods, services or privileges provided by a given function and 2) grants and contributions that are restricted to meeting the operational or capital requirements of a particular function.
- Taxes and other items not properly included among program revenues are reported as general revenues.

Depreciation expense can be specifically identified by function and is included in the direct expenses of each function. Interest on general long-term debt is considered an indirect expense and is reported separately on the Statement of Activities. The effect of interfund activity has been removed from these statements.

**POTTSVILLE AREA SCHOOL DISTRICT**  
**NOTES TO FINANCIAL STATEMENTS - continued**  
**FOR THE YEAR ENDED JUNE 30, 2014**

**NOTE 1 - SUMMARY OF SIGNIFICANT ACCOUNTING POLICIES - continued**

**BASIS OF PRESENTATION - continued**

*Fund Financial Statements* - The fund financial statements provide information about the District's funds, including fiduciary funds. Separate statements for each fund category - *governmental, proprietary and fiduciary*-are presented. The emphasis of fund financial statements is on major governmental and enterprise funds, each displayed in a separate column. All remaining governmental and enterprise funds are aggregated and reported as non-major funds.

Proprietary fund operating revenues, such as charges for services result from exchange transactions associated with the principal activity of the fund. Exchange transactions are those in which each party receives and gives up essentially equal values. Non-operating revenues, such as subsidies and investment earnings, result from non-exchange transactions or ancillary activities. Enterprise fund operating revenues are related to charges for food in the District's cafeteria. The primary non-operating revenues are federal nutrition program grants and commodities received from the U.S. Department of Agriculture.

The fiduciary funds are presented in the fiduciary fund financial statements by type (agency). Since by definition these assets are being held for the benefit of a third party and cannot be used to address activities or obligations of the District, these funds are not incorporated into the District-wide statements.

The District reports the following major governmental funds:

**General Fund** - The General Fund is the District's primary operating fund. It accounts for all financial resources of the District, except those required to be accounted for in another fund.

**Capital Projects Fund** - The Capital Projects Fund is used to account for financial resources to be used for the acquisition or construction of capitalizations or extraordinary expenditures.

The District reports the following major proprietary fund types:

**Food Service Fund** - The Food Service Fund is used to account for all financial transactions related to the food service operation.

**POTTSVILLE AREA SCHOOL DISTRICT**  
**NOTES TO FINANCIAL STATEMENTS - continued**  
**FOR THE YEAR ENDED JUNE 30, 2014**

**NOTE 1 - SUMMARY OF SIGNIFICANT ACCOUNTING POLICIES - continued**

**BASIS OF ACCOUNTING**

The district-wide, proprietary, and fiduciary fund financial statements are reported using the economic resources measurement focus. Revenues are recorded when earned and expenses are recorded at the time liabilities are incurred, regardless of when the related cash flows take place. Non-exchange transactions, in which the District gives (or receives) value without directly receiving (or giving) equal value in exchange, include property taxes, grants, and donations. On an accrual basis, revenue from property taxes is recognized in the fiscal year for which the taxes are levied. Revenue from grants and donations is recognized in the fiscal year in which all eligibility requirements have been satisfied.

Governmental funds are reported using the current financial resources measurement focus and the modified accrual basis of accounting. Under this method, revenues are recognized when measurable and available. The District considers all revenues reported in the governmental funds to be available if they are collected within sixty days after year-end. Expenditures are recorded when the related fund liability is incurred, except for principal and interest on general long-term debt, claims and judgments, and compensated absences, which are recognized as expenditures to the extent they have matured. General capital asset acquisitions are reported as expenditures in governmental funds. Proceeds of general long-term liabilities are reported as other financing sources.

All business-type activities and enterprise funds of the district follow FASB Statements and Interpretations on or before November 30, 1989, Accounting Principles Board Opinions, and Accounting Research Bulletins, unless those pronouncements conflict with GASB pronouncements.

**BUDGETING**

Budgets are adopted on a basis consistent with generally accepted accounting principles. Annual appropriated budgets are adopted for the general fund. Project-length financial plans are used for capital projects funds. All unencumbered budget appropriations, except capital projects, lapse at the end of each fiscal year.

At the fund level, actual expenditures cannot exceed budgeted appropriations; however, with proper approval by the school board, budgetary transfers between accounts can be made. The budgeted financial statements represented in this report reflect the final budget authorization, including all transfers.



**POTTSVILLE AREA SCHOOL DISTRICT**  
**NOTES TO FINANCIAL STATEMENTS - continued**  
**FOR THE YEAR ENDED JUNE 30, 2014**

**NOTE 1 - SUMMARY OF SIGNIFICANT ACCOUNTING POLICIES - continued**

**DEPOSITS AND INVESTMENTS**

The District's cash and cash equivalents are considered to be cash on hand, demand deposits, and short-term investments with original maturities of three months or less from the date of acquisition.

Investments with a maturity of one year or less at the time of purchase are recorded at cost or amortized cost. Those with a maturity of greater than one year are reported at fair value. Changes in the fair value of investments are recorded as investment income.

**TAXES ASSESSED**

The following is a listing of the taxes assessed along with their respective tax levy:

<u>Tax Type</u>	<u>Millage/Rate</u>	<u>Tax Levy</u>
Real Estate - Schuylkill County	34.00 mills	\$ 9,405,803
Occupation Tax - Act 511	\$100.00/person	1,259,700
Per Capita Tax - Act 511	\$ 5.00/person	62,985
Per Capita Tax - Section 679	\$ 5.00/person	62,985
<b>Total Assessed Valuation</b>		<b>\$ <u>10,791,473</u></b>

The following is the tax calendar showing levy date, payment periods and delinquent dates for the above listed taxes:

Levy date	July 1
Discount (2%) payment period	July 1 to August 31
Face payment period	September 1 to October 31
Penalty (10%) payment period	November 1 to December 31
Delinquent date	December 31

Taxes which remain unpaid are classified as delinquent taxes receivable. Revenue from these delinquent taxes that is not collected within 60 days of year-end is deferred in the fund based financial statements because it is not known to be available to finance the operations of the District in the current year. An allowance has been established to recognize the uncollectible portion.

**POTTSVILLE AREA SCHOOL DISTRICT**  
**NOTES TO FINANCIAL STATEMENTS - continued**  
**FOR THE YEAR ENDED JUNE 30, 2014**

**NOTE 1 - SUMMARY OF SIGNIFICANT ACCOUNTING POLICIES - continued**

**INVENTORY**

Inventories are recorded using the consumption method of accounting and consist of purchased food, supplies, and surplus commodities received from the federal government. Food and supply purchases are recorded at invoice cost, computed on a first-in, first-out method. Surplus commodities are stated at standard costs, as determined by the Department of Agriculture. In the fund based financial statements, commodities received are recorded as deferred revenue until consumed.

**CAPITAL ASSETS**

Capital assets, which include land, buildings and improvements, and furniture and equipment, are reported in the government-wide financial statements. The District defines capital assets as assets with an initial, individual cost of more than \$1,250. Such assets are recorded at historical cost or estimated historical cost if purchased or constructed. Donated capital assets are recorded at estimated fair value at the date of donation.

The cost of normal maintenance and repairs that do not add to the value of the asset or materially extend assets lives are not capitalized.

Major outlays for capital assets and improvements are capitalized as projects are constructed. Interest incurred during construction is not capitalized.

Depreciation is computed using the straight-line method over the following useful lives:

<u>Description</u>	<u>Useful Life</u>
Land	Not depreciated
Land Improvements	20 years
Buildings and Improvements	15-30 years
Furniture and Equipment	5-15 years
Vehicles	3-15 years

POTTSVILLE AREA SCHOOL DISTRICT

NOTES TO FINANCIAL STATEMENTS - continued

FOR THE YEAR ENDED JUNE 30, 2014

**NOTE 1 - SUMMARY OF SIGNIFICANT ACCOUNTING POLICIES - continued**

**COMPENSATED ABSENCES**

Compensated absences are those for which employees receive pay. A liability is recorded through the use of estimates, which apply historical data to current factors. The District maintains records of unused absences and applies current and/or contracted compensation rates to the various types of compensated absences. Sick leave is recorded using the termination payment method, which has no current maximum per employee. The District allows only restricted sabbatical leave and therefore, has no recorded liability in advance of the sabbatical.

**ACCRUED LIABILITIES AND LONG-TERM OBLIGATIONS**

In government-wide financial statements as well as proprietary fund financial statements, all accrued liabilities and long-term debt are reported as liabilities in the statement of net assets. Bond premiums and discounts are deferred and amortized over the life of the bonds using the straight-line method, which approximates the effective interest method. Bond issuance costs are expensed in period incurred.

In fund financial statements, governmental fund types recognize bond premiums and discounts, as well as bond issuance costs, during the current period. The face amount of debt issued is reported as other financing sources. Premiums received on debt issuances are reported as other financing sources while discounts on debt issuances are reported as other financing uses. Issuance costs, whether or not withheld from the actual debt proceeds received, are reported as debt service expenditures.

**FUND EQUITY**

In the fund financial statements, governmental funds report designations of fund balance for amounts that are not available for appropriation or are legally restricted by outside parties for a restricted purpose.

**NET POSITION**

Net assets represent the difference between assets and liabilities in the District-wide financial statements. Net assets invested in capital assets, net of related debt consists of capital assets, net of accumulated depreciation, reduced by the outstanding balance of any long-term debt used to build or acquire the capital assets.

**POTTSVILLE AREA SCHOOL DISTRICT**  
**NOTES TO FINANCIAL STATEMENTS - continued**  
**FOR THE YEAR ENDED JUNE 30, 2014**

**NOTE 2 - DEPOSITS AND INVESTMENTS:**

**DEPOSITS**

Custodial Credit Risk

Custodial credit risk is the risk that in the event of a bank failure, the District's deposits may not be returned. The District does not have a policy for custodial credit risk on deposits. At June 30, 2014, the carrying amount of the District's deposits was \$14,457,222. and the bank balance was \$14,532,797. Of the bank balance, \$1,380,024. was covered by federal depository insurance, and \$13,152,773. was exposed to custodial credit risk because it was uninsured and the collateral held by the depository's agent was not in the District's name. The District is secured under Act 72 as required by the Commonwealth of Pennsylvania primarily by a pledged pool of securities.

A portion of the District's deposits (\$1,029,745.) are in the Pennsylvania School District Liquid Asset Fund (PSDLAF). Although not registered with the Securities and Exchange Commission and not subject to regulatory oversight, PSDLAF acts like a money market mutual fund in that its objective is to maintain a stable net asset value of \$1. per share, is rated by a nationally recognized statistical rating organization, and is subject to an independent annual audit.

**INVESTMENTS**

Statutes authorize the District to invest in U.S. Treasury bills, time or share accounts of institutions insured by the Federal Deposit Insurance Corporation or Federal Savings and Loan Insurance Corporation or in certificates of deposit when they are secured by proper bond or collateral, repurchase agreements, state treasurer's investment pools or mutual funds. As of June 30, 2014, the District had no investments.

Investments classified as U.S. agencies are securities of agencies of the U.S. government that have an implied but not explicit guarantee.

**POTTSVILLE AREA SCHOOL DISTRICT**  
**NOTES TO FINANCIAL STATEMENTS – continued**  
**FOR THE YEAR ENDED JUNE 30, 2014**

**NOTE 2 - DEPOSITS AND INVESTMENTS – continued**

**INVESTMENTS - continued**

Although not registered with the Securities and Exchange Commission and not subject to regulatory oversight, PSDLAF, PLGIT and INVEST act like money market mutual funds in that their objective is to maintain a stable net asset value of \$1. per share, is rated by a nationally recognized statistical rating organization and is subject to an independent annual audit.

Interest Rate Risk

The District does not have a formal investment policy that limits investment maturities as a means of managing its exposure to fair value losses arising from increasing interest rates. It is the practice of the District to limit its interest rate risk by investing in securities with maturity dates under one year.

Custodial Credit Risk

For an investment, custodial credit risk is the risk that, in the event of the failure of the counterparty, the District will not be able to recover the value of its investments or collateral security that are in the possession of an outside party. The District has no investments subject to custodial credit risk.

Credit Risk

The District has no investment policy that would limit its investment choices to those with certain credit ratings. As of June 30, 2014, PSDLAF, PLGIT, INVEST, FHLBs, FHLMCs, and FNMA were rated as AAA by a nationally recognized statistical rating organization.

Concentration Risk

The District does not have a policy that would limit the amount it may invest in any one issuer.

POTTSVILLE AREA SCHOOL DISTRICT

NOTES TO FINANCIAL STATEMENTS - continued

FOR THE YEAR ENDED JUNE 30, 2014

NOTE 3 - CAPITAL ASSETS:

A summary of capital asset activity during the fiscal year follows:

	<u>Balance June 30, 2013</u>	<u>Net Additions (Deductions)</u>	<u>Balance June 30, 2014</u>
<b>Governmental Activities:</b>			
Capital Assets, Not Being Depreciated			
	\$ 0	\$ 0	\$ 0
Total Capital Assets, Not Being Depreciated	0	0	0
<b>Capital Assets, Being Depreciated:</b>			
Land and Site Improvements	2,029,008	0	2,029,008
Buildings and Improvements	16,146,721	0	16,146,721
Furniture, Equipment, and Vehicles	<u>8,046,744</u>	<u>(55,336)</u>	<u>7,991,408</u>
Total Capital Assets, Being Depreciated	25,141,481	(55,336)	26,167,137
<b>Accumulated Depreciation For:</b>			
Land and Site Improvements	(1,844,438)	(16,310)	(1,860,748)
Buildings and Improvements	(9,008,137)	(286,148)	(9,294,285)
Furniture, Equipment, and Vehicles	<u>(6,258,922)</u>	<u>(64,037)</u>	<u>(6,322,959)</u>
Total Accumulated Depreciation	(15,582,187)	(366,495)	(17,477,992)
<b>Governmental Activities -</b>			
Capital Assets, Net	<u>\$ 9,559,294</u>	<u>\$ (421,831)</u>	<u>\$ 8,689,145</u>
<b>Business-type Activities:</b>			
Furniture/Equipment	\$ 671,893	\$ 0	\$ 671,893
Less: Accumulated Depreciation	<u>(663,144)</u>	<u>(2,975)</u>	<u>(666,119)</u>
<b>Business-type Activities -</b>			
Capital Assets, Net	<u>\$ 18,585</u>	<u>\$ (2,975)</u>	<u>\$ 5,774</u>

Depreciation expense was charged to functions of the District as follows:

<b>Governmental Activities</b>	
Unallocated	\$ 335,208
Instructional	148,531
Administration and Financial Support	1,301
Operation and Maintenance of Plant Services	11,235
Student Transportation	119,362
Student Activities	<u>4,608</u>
<b>Total Governmental Activities</b>	620,245
<b>Business-Type Activities</b>	
Food Service	<u>2,975</u>
<b>Total Depreciation Expense</b>	<u>\$ 623,220</u>

**POTTSVILLE AREA SCHOOL DISTRICT**  
**NOTES TO FINANCIAL STATEMENTS - continued**  
**FOR THE YEAR ENDED JUNE 30, 2014**

**NOTE 4 - CHANGES IN GENERAL LONG-TERM DEBT:**

A summary of General Long-Term Debt is as follows:

	Compensated Absences	General Obligation Bonds	Extended Term Financings	Other Post Employment Benefits	Total
Balance - July 1, 2013	\$ 930,096	\$ 4,285,000	\$ 3,484,636	\$ 107,802	\$ 8,807,534
Additions	19,921	0	698,990	614,894	1,333,805
Principal Reductions	0	(250,000)	(451,010)	(580,335)	(1,281,345)
Balance - June 30, 2014	<u>\$ 950,017</u>	<u>\$ 4,035,000</u>	<u>\$ 3,732,616</u>	<u>\$ 142,361</u>	<u>\$ 8,859,994</u>
Due Within One Year	<u>\$ 75,000</u>	<u>\$ 255,000</u>	<u>\$ 513,245</u>	<u>\$ 0</u>	<u>\$ 843,245</u>

**COMPENSATED ABSENCES**

General Long-Term Debt includes a liability of \$950,017., which represents the amounts of compensated absences computed by using unused sick and vacation days at current compensation rates, not limited to the maximum payout at retirement. If an employee separates from service for reasons other than sickness or retirement, no payout is required. If an employee retires with unused compensated absences, the payout policy is as follows:

**Emergency and personal - no payout**

**Vacation (administrative personnel) - limited accumulation of vacation days**

**Sickness - payout is based on age and years of services in the District with no maximum per professional employee.**

Nonprofessional employees are subject to a minimum payout of \$500. and a maximum payout of \$2,400.

**POTTSVILLE AREA SCHOOL DISTRICT**  
**NOTES TO FINANCIAL STATEMENTS - continued**  
**FOR THE YEAR ENDED JUNE 30, 2014**

**NOTE 4 - CHANGES IN GENERAL LONG-TERM DEBT - continued**

**EXTENDED TERM FINANCINGS**

Extended term financings are comprised of the following agreements:

AFS Education Finance

During the the current year, the District entered into a Capital lease with Apple Financial Services Education Finance in the amount of \$48,800. for the acquisition of various computer equipment. Terms require 4 annual payments of \$13,412.92 including interest at 6.512% per annum through July 1, 2016.

\$ 35,387

Citi Mortgage Agreement

Previously, the District entered into an extended term financing agreement with Citi Mortgage. Proceeds were used to finance a new District wide telephone system. Terms require 3 interest only payments of \$756.38 each and 166 payments of \$1,573.95 including interest at the rate of 4.73% per annum through October 2020.

\$ 103,185

Dell Financial Services

During the current year, the District entered into a Capital Lease with Dell Financial Services in the amount of \$238,480. for the acquisition of various computer equipment, Terms require 5 annual payments of \$53,528.47 including interest at 4.702% per annum through December 1, 2016.

\$ 142,752



**POTTSVILLE AREA SCHOOL DISTRICT**  
**NOTES TO FINANCIAL STATEMENTS - continued**  
**FOR THE YEAR ENDED JUNE 30, 2014**

**NOTE 4 - CHANGES IN GENERAL LONG-TERM DEBT - continued**

Dell Financial Services

During the current year, the District entered into a Capital Lease with Dell Financial Services in the amount of \$252,865. for the acquisition of various computer equipment. Terms require 5 annual payments of \$54,950.14 including interest at 4.070% per annum through July 1, 2017.through October 1, 2012.

\$ 198,773

Banc of America Public Capital Corp

On May 14, 2013, the District entered into a Capital Lease with Banc of America Public Capital Corp in the amount of \$3,200,977. to finance a Honeywell energy contract in the amount of \$1,185,000. The balance of the funds (\$2,015,977.) was utilized to satisfy the CITI Capital Lease identified above. Terms require 193 monthly payments ranging from \$8,041.17 to \$32,172.93 including interest at 4.504% per annum through May 14, 2019.

\$ 2,956,606

AFS Education Finance

During the current year, the District entered into a Capital Lease with Apple Financial Services Education Finance in the amount of \$397,325. for the acquisition of various computer equipment. Terms requie 4 annual payments of \$101,412.25 including interest at 1.391% per annum through July 8, 2016.

\$ 295,913

**POTTSVILLE AREA SCHOOL DISTRICT**  
**NOTES TO FINANCIAL STATEMENTS - continued**  
**FOR THE YEAR ENDED JUNE 30, 2014**

**NOTE 4 - CHANGES IN GENERAL LONG-TERM DEBT – continued**

**GENERAL OBLIGATION BONDS**

General Obligation Bonds - Series of 2012

On August 28, 2012, the District issued \$4,155,000. of General Obligation Bonds for the purpose of substantially refunding the Series of 2008 issue and to pay the costs of issuance. Interest rates range from .26% through 2.77%. Annual installments as set fourth below are required to provide for payment of principal and interest through October 2027.

\$ 4,035,000

**OTHER POST EMPLOYMENT BENEFITS**

The District also provides other postemployment benefits as more fully discussed in Note 10. Total liability at June 30, 2014 was \$142,361.

A summary of Long-Term Debt principal maturities and interest requirements follows:

Year Ending June 30,	General Obligation Bond Series 2012	Extended Term Financing Agreements	Total
2015	\$ 336,515	\$ 604,785	\$ 941,300
2016	337,895	614,654	952,549
2017	337,645	617,265	954,910
2018	338,308	451,601	789,909
2019	334,595	399,422	734,017
2020-2024	1,669,958	910,549	2,580,507
2025-2029	1,688,538	571,566	2,260,104
Subtotal	<u>5,043,454</u>	<u>4,169,842</u>	<u>9,213,296</u>
Less: Interest Expense	(1,008,454)	(437,226)	(1,445,680)
Principal Outstanding	<u>\$ 4,035,000</u>	<u>\$ 3,732,616</u>	<u>\$ 7,767,616</u>

**POTTSVILLE AREA SCHOOL DISTRICT**  
**NOTES TO FINANCIAL STATEMENTS - continued**  
**FOR THE YEAR ENDED JUNE 30, 2014**

**NOTE 5 - PENSION PLAN:**

**PLAN DESCRIPTION**

The Pottsville Area School District contributes to the Pennsylvania Public School System Employees' Retirement System (the "System"), a multiple-employer defined benefit public employee retirement system administered by the Pennsylvania Public School Employees' Retirement System Board. The System provides retirement and disability retirement benefits, legislative mandated ad hoc cost-of-living adjustments, and has a health insurance premium assistance program. The Pennsylvania Public School Employees Retirement Code (the "Code") assigns the Authority to establish and amend benefit provisions to the System by the Pennsylvania General Assembly. The System issues a publicly available financial report that includes financial statements and required supplementary information. The report may be obtained by writing to Pennsylvania Public School System Employees Retirement System, P.O. Box 125, Harrisburg, Pa 17108.

**FUNDING POLICY**

The contribution policy is set by the Code and requires contributions by active members, employers, and the Commonwealth. Active members who joined the System prior to July 22, 1983, contribute at 5.25 percent (Membership Class TC) or at 6.50 percent (Membership Class TD) of the member's qualifying compensation. Members who joined the System on or after July 22, 1983 and who were active or inactive as of July 1, 2001, contribute at 6.25 percent (Membership Class TC) or at 7.50 percent (Membership Class TD) of the member's qualifying compensation. Members who joined the System after June 30, 2001 contribute at 7.50 percent (automatic Membership Class T-D). For all new hires and for members who elected Class T-D membership, the higher contribution rates began with service rendered on or after January 1, 2002. Members who joined the System after June 30, 2011, automatically contribute at the Membership Class T-E rate of 7.50% (base rate) of the member's qualifying compensation. All new hires after June 30, 2011, who elect Class T-F membership contribute at 10.3% (base rate) of the member's qualifying compensation. Membership Class T-E and T-F are affected by a "shared risk" provision in Act 120 of 2010 that in future years could cause the Membership Class T-E contribution rate to fluctuate between 7.50% and 9.50% and Membership Class T-F contribution rate to fluctuate between 10.30 and 12.30%. Contributions required of employers are based upon an actuarial valuation. For fiscal year ended June 30, 2014, the rate of employer's contribution was 16.93 percent of covered payroll. The 16.93 percent rate is composed of a pension contribution rate of 16.00 percent for pension benefits and .93 percent for healthcare insurance premium assistance. The employer and Commonwealth share such cost. The District's contributions (net of any reimbursement from the Commonwealth) to the System for the years ended June 30, 2014, 2013, and 2012, were \$1,244,764., \$848,154., and \$655,819., respectively, equal to the required contributions for each year.

**POTTSVILLE AREA SCHOOL DISTRICT**

**NOTES TO FINANCIAL STATEMENTS - continued**

**FOR THE YEAR ENDED JUNE 30, 2014**

**NOTE 6 - RISK MANAGEMENT AND LITIGATION:**

The District is exposed to various risks of losses related to torts; theft of, damage to, and destruction of assets errors and omissions; injuries to employees; and natural disasters. The District maintains coverage from commercial insurance companies to cover these risks of loss.

**NOTE 7 - OTHER DISCLOSURE - JOINT SECONDARY PROGRAM MANAGEMENT AGREEMENT:**

On July 1, 1991, the Saint Clair Area School District and the Pottsville Area School District entered into an agreement which provides for the education of grades 9 through 12 of the Saint Clair Area School District at the Pottsville Area High School. The agreement has been officially ratified by both School Boards.

Significant agreement provisions are:

- (1) Agreement duration - Unless terminated early, as set forth below, the agreement is in force for a period of (5) five years, commencing on July 1, 1991 and ending June 30, 1997. The agreement will automatically renew subject to limitations thereafter.
- (2) Termination provisions - The agreement will remain in effect for a minimum period of five (5) years and is not subject to termination during this period except by written consent of both parties. After this period, either party may terminate the agreement by giving written notice to the other at least one (1) year prior to the beginning of the school year of intended termination.
- (3) Tuition payments - The Saint Clair Area School District will pay to Pottsville Area for those students who attend school in Pottsville Area tuition payments which will be calculated in accordance with Section 2561 of the Public School Code (as amended). Payment terms provide for estimated monthly payments based on the annual joint program budget with a final reconciliation being done in May with the final payment being due on or before June 30.
- (4) Transportation - The Saint Clair Area School District shall arrange and pay for transportation to and from Pottsville Area.
- (5) Joint School Committee - The program shall be directed by a joint school committee appointed by both School Boards. The committee shall consist of four (4) members elected from the Pottsville Area Board of Directors and one (1) member elected from the Saint Clair Board of Directors.

**POTTSVILLE AREA SCHOOL DISTRICT**  
**NOTES TO FINANCIAL STATEMENTS - continued**  
**FOR THE YEAR ENDED JUNE 30, 2014**

**NOTE 7 - OTHER DISCLOSURE - JOINT SECONDARY PROGRAM MANAGEMENT AGREEMENT - continued**

On October 20, 1993, the Saint Clair Area School District and the Pottsville Area School District entered into an extension agreement which will extend the original agreement for an additional five (5) year term extending through and including the 2000-2001 school year. The agreement shall remain in effect for such extended five (5) year period and shall not be subject to termination during such five (5) year extension period, except by the formal action and written consent of both parties. After this period, the agreement shall be automatically renewed unless one party indicates its desire to terminate such agreement at least one (1) year prior to the start of the last year as indicated under this extension agreement. The agreement shall continue to be automatically renewable thereafter for a period of one (1) year or as otherwise agreed to by both parties unless either party cancels by giving the other party written notice at least one (1) year prior to the termination of any such renewal period.

Total tuition paid to the District for the year ended June 30, 2014 was \$1,527,156.

**NOTE 8 - BUDGETARY INFORMATION:**

No budget versus actual comparison for the Capital Projects Fund has been displayed in the accompanying financial statements as no budget is required nor was adopted for the fund.

**NOTE 9 - INTERFUND ACTIVITY:**

A summary of interfund accounts receivable (payable), all which are considered current and relate to state subsidy transfers, at June 30, 2014 is as follows:

<u>Fund</u>	<u>Receivable (Payable)</u>
General	\$ (17,386)
Cafeteria	\$ 17,386

A summary of interfund operating transfers in (out) for the year ended June 30, 2014 follows:

<u>Fund</u>	<u>Transfer In (Out)</u>
General	\$ (225,000)
Cafeteria	\$ 225,000

**POTTSVILLE AREA SCHOOL DISTRICT**  
**NOTES TO FINANCIAL STATEMENTS - continued**  
**FOR THE YEAR ENDED JUNE 30, 2014**

**NOTE 10 - POSTEMPLOYMENT BENEFITS OTHER THAN PENSIONS:**

**PLAN DESCRIPTION**

The Pottsville Area School District Retiree Health Care Plan (the Plan) is a single-employer defined benefit healthcare plan administered by the School Board. The Plan provides postemployment healthcare benefits to eligible retirees of the District in accordance with the various labor contracts and personnel policies. At July 1, 2012, 99 retired employees were eligible to participate. Inasmuch as the Plan has no assets, reporting another employee benefit trust fund in the accompanying financial statements is not required nor was a separate or stand-alone report issued.

**FUNDING POLICY**

The contribution requirements of plan members and the District are established and may be amended by the School Board, subject to applicable labor contracts. Plan members are not required to contribute; however, for the member and the spouse, coverage ceases upon the later of the exhaustion of accumulated sick days at retirement used to obtain health coverage, the exhaustion of an HCA based on accumulated sick days at retirement, or Medicare eligibility. If a retiree runs out of unused sick days prior to reaching Medicare eligibility, they may continue on the District plan by paying 100% of premiums.

The District may contribute the *annual required contribution of the employer* (ARC), an amount actuarially determined in accordance with the parameters of GASB Statement 45, *Accounting and Financial Reporting by Employers for Postemployment Benefits Other Than Pensions*. The ARC represents a level of funding that, if paid on an ongoing basis, is projected to cover the normal cost each year and amortize any unfunded actuarial liabilities (or funding excess) over a period not to exceed thirty years. For 2014, the District made no contributions and instead elected to continue funding on a *pay-as-you-go* basis, which amounted to \$580,335. for 2014. These costs are recognized as an expense when claims or premiums are paid.

**POTTSVILLE AREA SCHOOL DISTRICT**  
**NOTES TO FINANCIAL STATEMENTS - continued**  
**FOR THE YEAR ENDED JUNE 30, 2014**

**NOTE 10 - POSTEMPLOYMENT BENEFITS OTHER THAN PENSIONS - continued**

**ANNUAL OPEB COST AND NET OPEB OBLIGATION**

For 2014, the components of the District's annual OPEB (other postemployment benefit) cost for the year, the amount actually contributed to the Plan, and changes in the District's net OPEB obligation to the Plan were as follows:

Annual Required Contribution	\$ 616,661
Interest on Net OPEB Obligation	4,851
Adjustment to Annual Required Contribution	<u>(6,618)</u>
Annual OPEB Cost	614,894
Contributions or Payment Made	<u>(580,335)</u>
Increase in Net OPEB Obligation	34,559
Net OPEB Obligation, Beginning of Year	107,802
Net OPEB Obligation, End of Year	<u>\$ 142,361</u>
Percentage of Annual OPEB Cost Contributed	<u>94.38%</u>

**FUNDED STATUS AND FUNDING PROGRESS**

The funded status of the Plan as of July 1, 2012, the date of the most recent actuarial valuation is as follows:

Actuarial Accrued Liability (AAL)	\$ 5,297,502
Actuarial Value of Assets	<u>0</u>
Unfunded AAL (UAAL)	<u>5,297,502</u>
Funded Ratio	<u>0.00%</u>
Covered Payroll	<u>\$ 16,651,050</u>
UAAL as Percentage of Covered Payroll	<u>31.81%</u>

**POTTSVILLE AREA SCHOOL DISTRICT**  
**NOTES TO FINANCIAL STATEMENTS - continued**  
**FOR THE YEAR ENDED JUNE 30, 2014**

**NOTE 10 - POSTEMPLOYMENT BENEFITS OTHER THAN PENSIONS - continued**

**ACTUARIAL METHODS AND ASSUMPTIONS**

Actuarial valuations of an ongoing plan involve estimates of the value of reported amounts and assumptions about the probability of potential occurrences of certain events in the future. Examples include assumption about future employment, mortality, healthcare costs trends, inflation, etc. Amounts determined regarding the funded status of the plan and the annual required contributions of the District are subject to constant changes and modifications as actual results are compared with past expectations and new estimates and assumptions are formed regarding the future. Projections of retiree benefits for financial reporting purposes are based on current plan activities as it is handled by the District and the benefits are received by the eligible plan members and include the types of benefits provided at the time of each valuation and the historical pattern of sharing of benefit costs between the District and plan members. The actuarial methods and assumptions used include techniques that are designed to reduce the effects of short-term volatility in actuarial accrued liabilities and the actuarial value of assets, consistent with the long-term perspective of the calculations.

In the July 1, 2012, actuarial valuation, the individual entry age normal actuarial cost method was used. There were also merit and seniority salary rate increase assumptions taken into consideration and those are detailed in the actuarial study and are based on age. There was also an inflationary rate assumption factored into the calculation. Per the actuarial study, the assumed rate ranges from 8.5% in the short-term to 5% in the long-term for health care related costs. The UAAL is being amortized as a level percentage of active member payroll over a period of 30 years.



POTTSVILLE AREA SCHOOL DISTRICT

NOTES TO FINANCIAL STATEMENTS - continued

FOR THE YEAR ENDED JUNE 30, 2014

**NOTE 11 - GASB STATEMENT NO. 54:**

On June 15, 2010, the Governmental Accounting Standards Board (GASB) issued GASB Statement No. 54 (Fund Balance Reporting and Governmental Fund Type Definitions). This Statement defines the different types of fund balances that a governmental entity must use for financial reporting purposes.

GASB-54 establishes criteria for classifying fund balances into specifically defined classifications that should be based on hierarchy that reflects the extent to which the government is bound to honor constraints on how those funds can be spent. Established classifications are as follows:

**Nonexpendable** – Amounts that cannot be spend because they are either in a nonspendable form or are legally or contractually required to be maintained intact.

**Restricted** – Amounts constrained to be used for a specific purpose stipulated by constitution, external resource providers or through enabling legislation.

**Committed** – Amounts constrained to be used for a specific purpose determined by a formal action of the School District Board of Directors (the district's highest level of decision-making authority).

**Assigned** – Amounts intended to be used for a specific purpose by the finance committee or an individual authorized by the governing body.

**Unassigned** – Residual amounts available for any purpose not contained in other classifications.

The District assigned fund balance is fund balance reporting occurring by the School Board Administration Authority, under the direction of the Business Manager.

**ORDER OF FUND BALANCE SPENDING POLICY**

The District's policy is to apply expenditures against nonspendable fund balance, restricted fund balance, committed fund balance, assigned fund balance, and unassigned fund balance at the end of the fiscal year by adjusting entries.

First, nonspendable fund balances are determined. Then, restricted fund balances for the nongeneral funds are classified as restricted fund balance.

It is possible for the nongeneral funds to have negative unassigned fund balance when nonspendable amounts plus the restricted fund balances for specific purpose amounts exceed the positive fund balance for the nongeneral fund.

**POTTSVILLE AREA SCHOOL DISTRICT**  
**NOTES TO FINANCIAL STATEMENTS - continued**  
**FOR THE YEAR ENDED JUNE 30, 2014**

**NOTE 11 - GASB STATEMENT NO. 54 – continued**

<b>BALANCE SHEET - GOVERNMENTAL FUNDS</b>				
<b>JUNE 30, 2014</b>				
	<b>General</b>	<b>Capital Projects</b>	<b>Debt Service</b>	<b>Total Governmental Funds</b>
<b>EQUITY</b>				
Nonspendable	\$ 0	\$ 0	\$ 0	\$ 0
Restricted	0	1,029,745	0	1,029,745
Committed	0	0	0	0
Assigned	0	0	0	0
Unassigned	10,127,968	0	0	10,127,968
<b>TOTAL FUND BALANCE</b>	<b>\$ 10,127,968</b>	<b>\$ 1,029,745</b>	<b>\$ 0</b>	<b>\$ 11,157,713</b>

**NOTE 12 - RELATED ORGANIZATIONS:**

Not included in the School District's financial statements are any Parent-Teacher Associations (PTA), Parent-Teacher Organizations (PTO) and athletic and band booster clubs. These agencies provide services to students and employees of the School District, but are separate legal entities having sufficient autonomy in the management of their own affairs to distinguish them as separate from the administrative organization of the School District. The School District does not account for these entities as component units or joint ventures; it does not maintain an ongoing financial interest or have responsibility for these entities.

**NOTE 13 - CONTINGENCY – SHAMOKIN AREA SCHOOL DISTRICT:**

Occasionally, there are students attributable to the District that are attending Northwestern Academy (NWA), which is located in the Shamokin Area School District (SASD). The District is responsible for paying tuition invoiced by SASD for students who attended NWA during the current year. SASD has invoiced for both tuition and rental payments for the NWA. However, the District believes that the assessing of amounts for rental payments is not an appropriate expense. This position has been taken by the majority of the School Districts' that have students at NWA. NWA and SASD have been involved in dialogue with the PA Department of Education (PDE) in an effort to determine the allowability of this rental charge, but have not come to an agreement. The District has estimated that its potential exposure for this rental liability if upheld is approximately \$66,011. This has not been accrued as the ultimate outcome of PDE's decision is unknown and presently payment is uncertain.

**POTTSVILLE AREA SCHOOL DISTRICT**  
**NOTES TO FINANCIAL STATEMENTS - continued**  
**FOR THE YEAR ENDED JUNE 30, 2014**

**NOTE 14 – CHANGE IN ACCOUNTING PRINCIPLE- PRIOR PERIOD ADJUSTMENT:**

Effective July 1, 2013, the District adopted Governmental Accounting Standards Board Statement No. 65, *Financial Reporting of Deferred Outflows of Resources, Deferred Inflows of Resources*, to be in conformity with generally accepted accounting principles. The statement implemented Concepts Statement 4 defining the five elements of the statement of financial position as: assets, deferred outflows of resources, liabilities, deferred inflows of resources, and net position.

The effect of the change in accounting was to decrease the beginning net position by \$126,960. and decrease the non-current assets by \$126,960.

**NOTE 15 – SUBSEQUENT EVENTS:**

**CHANGE IN ACCOUNTING PRINCIPLE:**

In June 2012, the Governmental Accounting Standards Board ("GASB") issued Statement No. 68, *Accounting and Financial Reporting for Pensions* - an amendment of GASB Statement No. 27. This statement is intended to improve accounting and financial reporting by state and local governments for pensions. It also improves information provided by state and local governmental employers about financial support for pensions that is provided by other entities. This Statement replaces the requirements of Statement No. 27, *Accounting for Pensions by State and Local Governmental Employers*, as well as the requirements of Statement No. 50, *Pension Disclosures*, as they relate to pensions that are provided through pension plans administered as trusts or equivalent arrangements (hereafter jointly referred to as trusts) that meet certain criteria. The requirements of Statements 27 and 50 remain applicable for pensions that are not covered by the scope of this Statement. The District is required to adopt Statement No. 68 for its fiscal year 2015 financial statements.

**CAPITAL LEASE ISSUANCE:**

On July 16, 2014, the District obtained a capital lease in the amount of \$41,800 thru LEAF Capital Funding, LLC for the purchase of Toshiba Laptop computers. Terms of the lease call for 60 monthly payments of \$806.74 at an interest rate of 5.929% through July 2019.

**POTTSVILLE AREA SCHOOL DISTRICT**  
**NOTES TO FINANCIAL STATEMENTS - continued**  
**FOR THE YEAR ENDED JUNE 30, 2014**

**NOTE 16 – OTHER DISCLOSURE – SCHUYLKILL TECHNOLOGY CENTER  
OVERPAYMENT:**

Subsequent to June 30, 2014 an agreement was reached between the District and the Schuylkill Technology Center whereby the Center will refund to the District \$387,464. which arose as a result of incorrect enrollment figures reported by the District as of October 1, 2011, 2012, and 2013. On or before November 15, 2014 the Center will pay to Pottsville the entire amount of excess funds from the 2013-2014 school year, on or before November 15, 2015 the Center will pay to Pottsville the entire amount of excess funds from the 2014-2015 school year, and beginning on November 15, 2016 the Center will pay to Pottsville annually, over a five year period, 1/5 of any remaining balance due after the 2 payments made as noted above.

**NOTE 17 – OTHER DISCLOSURE – POTTSVILLE AREA SCHOOL DISTRICT/SAINT  
CLAIR AREA SCHOOL DISTRICT POTENTIAL MERGER:**

During February 2015 a feasibility study for a merged school district between Pottsville Area and Saint Clair Area was issued by The Civic Research Alliance. The study was undertaken to determine “viable options” for the Districts who have joined forces to address the collective needs of their students and communities. As the study has only recently been issued and as the merger is in its preliminary stages no decisions have yet been made as to future steps (if any) as of the audit date.

## **SUPPLEMENTAL INFORMATION**

---

**POTTSVILLE AREA SCHOOL DISTRICT**  
**SCHEDULE OF FINDINGS AND QUESTIONED COSTS**  
**FOR THE YEAR ENDED JUNE 30, 2014**

**A. SUMMARY OF AUDIT RESULTS**

1. Auditor's report expresses an unqualified opinion on the financial statements of Pottsville Area School District.
2. No significant deficiencies relating to the audit of the financial statements are reported in the report on compliance and on internal control over financial reporting based on an audit of financial statements performed in accordance with Government Auditing Standards.
3. No instances of noncompliance material to the financial statements of Pottsville Area School District were disclosed during the audit.
4. No significant deficiencies conditions relating to the audit of the major federal award programs is reported in the Report on Compliance with Requirements Applicable to Each Major Program and Internal Control Over Compliance in Accordance with OMB Circular A-133.
5. The auditor's report on compliance for the major federal award programs for Pottsville Area School District expresses an unqualified opinion.
6. Audit findings that are required to be reported in accordance with Section 510(a) of OMB Circular A-133 are reported in this schedule.
7. The programs tested as major programs were:

Program	CFDA #
National School Lunch	10.555
School Breakfast Program	10.553
Commodities	10.555

8. The threshold for distinguishing types A and B Programs was \$300,000.
9. Pottsville Area School District was determined to be a low-risk auditee.

**B. FINDINGS - FINANCIAL STATEMENTS AUDIT**

None

**C. FINDINGS AND QUESTIONED COSTS - MAJOR FEDERAL AWARD PROGRAMS AUDIT**

None

**POTTSVILLE AREA SCHOOL DISTRICT**  
**SUMMARY SCHEDULE OF PRIOR YEAR FINDINGS**  
**FOR THE YEAR ENDED JUNE 30, 2014**

**FINDINGS AND QUESTIONED COSTS - MAJOR FEDERAL AWARD PROGRAMS AUDIT**

2014-1 – National School Lunch – CFDA #10.555,  
Grant Period Year Ended June 30, 2014

**Criteria and Condition:** Federal fiscal regulations require that the District annually compute its average paid lunch pricing requirement to ensure that the Paid Lunch Equity as been met.

**Cause:** During the current year audit, the District indicated that it had computed the requirement and that it had been met. However, the District could not provide the worksheets completed to evidence their completion and that the requirement had been met. The District had believed as the calculations were computed “on-line” that they were available there. Consequently, the auditors computed the average paid lunch pricing requirement and found that while the requirement was \$2.10 for a full pay student lunch, the Districts average paid lunch was \$2.05. Therefore, the District did not meet the equity requirement. Consequently we question the difference between the requirement and the actual (\$.05/paid lunch) multiplied by the number of paid lunches sold (159,669) during the 2012/2014 school year.

**Effect:** The District failed to meet the average paid lunch pricing requirement nor did it obtain non-federal source equity contributions to satisfy the requirement.

**Questioned Costs:** \$ 7,983.  
=====

**Recommendation:** We recommend that in the future the District ensure that the requirement is correctly calculated and that the worksheets be maintained. In addition the District must ensure that the pricing requirement is met, or other non-federal source equity contributions are obtained in amounts to satisfy the requirement.

**Views of Responsible Officials and Planned Corrective Actions:** The District agrees with the finding and in the future will ensure that all applicable regulations are followed.

**Current Status:** During the current year audit we noted the District did the proper computations and obtained non-federal source equity contributions. Consequently, this finding is cleared.

POTTSVILLE AREA SCHOOL DISTRICT

SCHEDULE OF EXPENDITURES OF FEDERAL AWARDS

FOR THE YEAR ENDED JUNE 30, 2014

Federal Grantor/ Pass Through Grantor/ Program Title	Source Code	Federal CFDA Number	Pass Through Grantors' Number	Program or Award Amount	Grant Period Beginning/Ending Date	Total Received For Year	Accrued Or (Deferred) Revenue July 1, 2013	Revenue Recognized	Expenditures	Accrued Or (Deferred) Revenue June 30, 2014
<b>U.S. DEPARTMENT OF EDUCATION</b>										
Passed Through State Department of Education:										
E.S.E.A Title I - 2013-2014	(I)	84.010	013-140349	\$ 629,369	7-1-13 / 9-30-14	\$ 589,594	\$ 0	\$ 602,439	\$ 602,439	\$ 12,845
E.S.E.A Title I School Improvement - 2011-2012	(I)	84.010	042-120349	58,436	7-1-11 / 9-30-14	12,986	3,550	9,436	9,436	0
E.S.E.A Title I School Improvement - 2012-2013	(I)	84.010	042-130349	70,403	7-1-12 / 9-30-14	54,758	0	55,100	55,100	342
E.S.E.A Title IIA Improving Teacher Quality - 2013-2014	(I)	84.367	020-140349	156,657	7-1-13 / 9-30-14	149,374	0	147,548	147,548	(626)
Passed Through Schuykill IU #29:										
IDEA Part B - 2013-2014	(I)	84.027	N/A	388,467	7-1-13 / 6-30-14	388,467	0	388,467	388,467	0
IDEA Section 619 - 2013-2014	(I)	84.173	N/A	7,626	7-1-13 / 9-30-14	7,626	0	7,626	766	0
ARRA - Race to the Top	(I)	84.413A	N/A	48,626	7-1-12 / 9-30-15	10,819	6,404	22,415	22,415	18,000
21st Century Community Learning Center - 2013-2014	(I)	84.287	N/A	63,000	7-1-13 / 9-30-14	51,786	0	55,486	55,486	3,700
21st Century Community Learning Center - 2012-2013	(I)	84.287	N/A	70,400	7-1-12 / 9-30-13	34,028	3,110	31,418	31,418	500
<b>TOTAL DEPARTMENT OF EDUCATION</b>				<b>1,486,184</b>		<b>1,266,438</b>	<b>13,064</b>	<b>1,319,935</b>	<b>1,313,075</b>	<b>34,561</b>
<b>U.S. GENERAL SERVICES ADMINISTRATION</b>										
Passed Through State Department of General Services:										
Donation of Federal Surplus Property	(I)	39.003	231026	22,104	7-1-13 / 6-30-14	22,104	0	22,104	22,104	0
<b>TOTAL GENERAL SERVICES ADMINISTRATION</b>				<b>22,104</b>		<b>22,104</b>	<b>0</b>	<b>22,104</b>	<b>22,104</b>	<b>0</b>
<b>U.S. DEPARTMENT OF HEALTH &amp; HUMAN SERVICES</b>										
Passed Through State Department of Welfare:										
Medical Assistance - Access Administration - 2012/2013	(I)	93.778	NONE	17,507	7-1-12 / 9-30-13	8,951	8,951	0	0	0
Medical Assistance - Access Administration - 2013/2014	(I)	93.778	NONE	48,566	7-1-13 / 9-30-14	35,457	0	48,566	48,566	13,109
<b>TOTAL DEPARTMENT OF HEALTH &amp; HUMAN SERVICES</b>				<b>66,073</b>		<b>44,408</b>	<b>8,951</b>	<b>48,566</b>	<b>48,566</b>	<b>13,109</b>
<b>U.S. DEPARTMENT OF AGRICULTURE</b>										
Passed Through State Department of Education:										
National School Lunch - 2013-2014	(I)	10.555	129-54-610-03	764,402	7-1-13 / 6-30-14	761,403	0	764,402	764,402	2,999
National School Lunch - 2013-2014	(S)	N/A	129-54-610-03	48,908	7-1-13 / 6-30-14	48,767	0	48,908	48,908	141
Regular/Severe Need Breakfast - 2013-2014	(I)	10.553	129-54-610-03	151,700	7-1-13 / 6-30-14	151,700	0	151,700	151,700	0
Regular/Severe Need Breakfast - 2013-2014	(S)	N/A	129-54-610-03	8,419	7-1-13 / 6-30-14	8,419	0	8,419	8,419	0
Fresh Fruit and Vegetables - 2013-2014	(I)	10.582	129-54-610-03	61,440	7-1-13 / 6-30-14	61,410	0	61,410	61,410	0
Passed Through State Department of Agriculture:										
Value of USDA Commodities	(I)	10.555	2-07-54-610	89,823	7-1-13 / 6-30-14 (A)	81,537 (B)	(14,689)	80,658 (C)	80,658 (D)	(15,548)
<b>TOTAL DEPARTMENT OF AGRICULTURE</b>				<b>1,124,692</b>		<b>1,113,236</b>	<b>(14,689)</b>	<b>1,115,497</b>	<b>1,115,497</b>	<b>(12,408)</b>
<b>SUB-TOTAL</b>				<b>2,709,053</b>		<b>2,476,186</b>	<b>7,346</b>	<b>2,506,102</b>	<b>2,499,242</b>	<b>35,262</b>
<b>STATE AWARD EXPENDITURES</b>				<b>57,327</b>		<b>57,186</b>	<b>-</b>	<b>57,327</b>	<b>57,327</b>	<b>141</b>
<b>TOTAL EXPENDITURES OF FEDERAL AWARDS</b>				<b>\$ 2,851,726</b>		<b>\$ 2,421,000</b>	<b>\$ 7,346</b>	<b>\$ 2,448,775</b>	<b>\$ 2,441,915</b>	<b>\$ 35,121</b>

Other Code Legend:

- (A) Indicates value of USDA commodities received in current year.
- (B) Indicates beginning inventory value of USDA commodities.
- (C) Indicates value of USDA commodities used in current year.
- (D) Indicates ending inventory value of USDA commodities.

- Source Code Legend:
- (I) Indicates direct federal financial assistance funding.
- (I) Indicates indirect federal financial assistance funding.
- (S) Indicates State matching funding.

See notes to financial statements which are an integral part of this statement.



**POTTSVILLE AREA SCHOOL DISTRICT**  
**NOTES TO SCHEDULE OF EXPENDITURES OF FEDERAL AWARDS**  
**FOR THE YEAR ENDED JUNE 30, 2014**

**NOTE 1 - SIGNIFICANT ACCOUNTING POLICIES:**

The accompanying Schedule of Expenditures of Federal Awards is prepared on the accrual basis of accounting.

**NOTE 2 - COMMODITIES:**

The beginning and ending deferred income figures listed represent the beginning and ending commodities inventories in the Cafeteria Fund. These commodities are received through the State from the U.S. Department of Agriculture. The commodities are valued at amounts assigned to the various items by the U.S. Department of Agriculture when the commodities are offered.