

POTTSVILLE AREA SCHOOL DISTRICT

SINGLE AUDIT REPORT

POTTSVILLE, PENNSYLVANIA

FOR THE YEAR ENDED JUNE 30, 2022

TABLE OF CONTENTS

Transmittal Letter.....	1	
List of Report Distribution.....	2	
<u>AUDITOR'S REPORTS</u>		
Independent Auditor's Report.....	3-5	
Independent Auditor's Report on internal control over financial reporting and on compliance and other matters based on an audit of financial statements performed in accordance with <u>Government Auditing Standards</u>	6-7	
Independent Auditor's Report on compliance for each major program and on internal control over compliance required by uniform guidance.....	8-9	
<u>MANAGEMENT'S DISCUSSION AND ANALYSIS</u>		10-23
<u>BASIC FINANCIAL STATEMENTS</u>		
DISTRICT-WIDE FINANCIAL STATEMENTS		
Statement of Net Position (Deficit).....	24	
Statement of Activities.....	25	
FUND FINANCIAL STATEMENTS		
Governmental Funds		
Balance Sheet.....	26	
Reconciliation of Governmental Funds Balance Sheet to the Statement of Net Position (Deficit).....	27	
Statement of Revenues, Expenditures, and Changes in Fund Balances.....	28	
Reconciliation of the Statement of Revenues, Expenditures, and Changes in Fund Balances to Statement of Activities.....	29	
General Fund		
Statement of Revenues, Expenditures, and Changes in Fund Balances - Budget and Actual.....	30	
Proprietary Funds		
Statement of Net Position (Deficit).....	31	
Statement of Revenues, Expenses, and Changes In Net Position (Deficit).....	32	
Statement of Cash Flows.....	33	
Fiduciary Funds		
Statement of Fiduciary Net Position.....	34	
Statement of Changes in Fiduciary Net Position.....	35	
Notes to Financial Statements.....	36-79	
<u>OTHER SUPPLEMENTAL INFORMATION</u>		
Schedule of Findings and Questioned Costs.....	80-81	
Schedule of Expenditures of Federal Awards.....	82	
Notes to Schedule of Expenditures of Federal Awards.....	83	
<u>REQUIRED SUPPLEMENTAL INFORMATION</u>		
Schedule of District's Proportionate Share of the Net Pension Liability.....	84	
Schedule of District Contributions.....	85	
Schedule of District's Proportionate Share of the Net OPEB-PSERS Liability.....	86	
Schedule of District Contributions – OPEB-PSERS.....	87	
Schedule of the District's Proportionate Share of the District Net OPEB Liability.....	88	
Schedule of District Contributions – OPEB - District.....	89	

JONES & CO.
A PROFESSIONAL CORPORATION
CERTIFIED PUBLIC ACCOUNTANTS

WILLIAM L. JONES, III, M.B.A., C.P.A.
RICHARD W. PITCAGAGE, C.P.A.
EDWIN H. EBLING, C.P.A.
EDWIN H. EBLING, C.P.A.
JOHN W. PAUL SHOCK, C.P.A.
JOHN W. PAUL SHOCK, C.P.A.
ELI B. HOSTETTER, C.P.A.

110 North Second Street
Pottsville, Pennsylvania 17901
Telephone: (717) 861-5010
Fax: (717) 861-3283
Email: jjones@jccpa.com

Board of School Directors
Pottsville Area School District
Pottsville, Pennsylvania

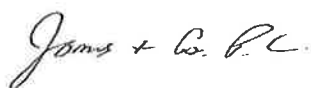
We have performed the Title 2 U.S. Code of Federal Regulations Part 200, Uniform Administrative Requirements, Cost Principles and Audit Requirements, for Federal Awards (Uniform Guidance) of the Pottsville Area School District for the year ended June 30, 2022. Title 2 U.S. Code of Federal Regulations Part 200, Uniform Administrative Requirements, Cost Principles and Audit Requirements, for Federal Awards (Uniform Guidance) indicates that the auditee is responsible for ensuring appropriate submission of the audit reports to appropriate government officials.

The reporting packages must be submitted no later than 30 days after you receive our Single Audit Report but no later than nine months after the year end (March 31, 2023).

The Single Audit was done to fulfill the requirements of the Title 2 U.S. Code of Federal Regulations Part 200, Uniform Administrative Requirements, Cost Principles and Audit Requirements, for Federal Awards (Uniform Guidance). It entailed: (1) an audit of the general purpose financial statements and our opinion thereon; (2) an examination of the Schedule of Expenditures of Federal Awards and our opinion thereon; (3) a review of the internal control structure based solely on the understanding obtained as part of the audit of the general purpose financial statements; (4) a review of the internal control structure made as a part of the audit of the federal financial assistance programs; (5) a review of compliance based on an audit of the general purpose financial statements in accordance with Government Auditing Standards; and (6) a review of compliance with laws and regulations related to the federal financial assistance programs and our opinion thereon.

As part of our report, we have enclosed a management letter for the fiscal year ended June 30, 2022.

Title 2 U.S. Code of Federal Regulations Part 200, Uniform Administrative Requirements, Cost Principles and Audit Requirements, for Federal Awards (Uniform Guidance) requires that when filing the Single Audit Report and the Data Collection Form with the agencies listed on Page 2, the District must enclose the appropriate number of reports as listed.



December 20, 2022
Pottsville, Pennsylvania

POTTSVILLE AREA SCHOOL DISTRICT

LIST OF REPORT DISTRIBUTION

JUNE 30, 2022

- | | |
|---|---|
| 1 Single Audit Report - | Prothonotary Office
Schuylkill County Courthouse
Pottsville, PA |
| 1 Single Audit Report,
Data Collection Form
Single Audit Reporting
Package Checklist | Must be submitted Via Electronic
& Mail (E-mail)
Commonwealth of Pennsylvania
Office of the Budget - Bureau of
Audits, Special Audit Services
Division
RA-BOASingleAudit@state.pa.us |
| 1 Single Audit Report and
Data Collection Form | Federal Audit Clearinghouse
Via Internet Website
www.harvester.census.gov/sac |
| 1 Single Audit Report - | Schuylkill IU #29
Marlin, PA |

JONES & CO.
A PROFESSIONAL CORPORATION
CERTIFIED PUBLIC ACCOUNTANTS

WILLIAM L. JONES, III, M.B.A., C.P.A.
RICHARD W. PITCAVAGE, C.P.A.
EDWIN H. EBLING, C.P.A.
JOHN W. PAULSHOCK, C.P.A.
ELI B. HOSTETTER, C.P.A.

110 North Second Street
Pottsville, Penna. 17901
Telephone: (570) 622-5010
Fax: (570) 622-3283
Email: jonescpa@comcast.net

INDEPENDENT AUDITOR'S REPORT

Board of School Directors
Pottsville Area School District
Pottsville, Pennsylvania

Report on the Audit of the Financial Statements

Opinions

We have audited the accompanying financial statements of the governmental activities, the business-type activities, each major fund, and the aggregate remaining fund information of the Pottsville Area School District, as of and for the year ended June 30, 2022, and the related notes to the financial statements, which collectively comprise the Pottsville Area School District's basic financial statements as listed in the table of contents.

In our opinion, the financial statements referred to above present fairly, in all material respects, the respective financial position of the governmental activities, the business-type activities, each major fund, and the aggregate remaining fund information of the Pottsville Area School District, as of June 30, 2022, and the respective changes in financial position, and, where applicable, cash flows thereof for the year then ended in accordance with accounting principles generally accepted in the United States of America.

Basis for Opinions

We conducted our audit in accordance with auditing standards generally accepted in the United States of America and the standards applicable to financial audits contained in Government Auditing Standards, issued by the Comptroller General of the United States. Our responsibilities under those standards are further described in the Auditor's Responsibilities for the Audit of the Financial Statements section of our report. We are required to be independent of Pottsville Area School District and to meet our other ethical responsibilities, in accordance with the relevant ethical requirements relating to our audit. We believe that the audit evidence we have obtained is sufficient and appropriate to provide a basis for our audit opinions.

Responsibilities of Management for the Financial Statements

Management is responsible for the preparation and fair presentation of the financial statements in accordance with accounting principles generally accepted in the United States of America, and for the design, implementation, and maintenance of internal control relevant to the preparation and fair presentation of financial statements that are free from material misstatement, whether due to fraud or error.

Auditor's Responsibility for the Audit of the Financial Statements

Our objectives are to obtain reasonable assurance about whether the financial statements as a whole are free from material misstatement, whether due to fraud or error, and to issue an auditor's report that includes our opinions. Reasonable assurance is a high level of assurance but is not absolute assurance and therefore is not a guarantee that an audit conducted in accordance with generally accepted auditing standards and *Government Auditing Standards* will always detect a material misstatement when it exists. The risk of not detecting a material misstatement resulting from fraud is higher than for one resulting from error, as fraud may involve collusion, forgery, intentional omissions, misrepresentations, or the override of internal control. Misstatements are considered material if there is a substantial likelihood that, individually or in the aggregate, they would influence the judgment made by a reasonable user based on the financial statements.

In performing an audit in accordance with generally accepted auditing standards and *Government Auditing Standards*, we:

- Exercise professional judgment and maintain professional skepticism throughout the audit.
- Identify and assess the risks of material misstatement of the financial statements, whether due to fraud or error, and design and perform audit procedures responsive to those risks. Such procedures include examining, on a test basis, evidence regarding the amounts and disclosures in the financial statements.
- Obtain an understanding of internal control relevant to the audit in order to design audit procedures that are appropriate in the circumstances, but not for the purpose of expressing an opinion on the effectiveness of the Pottsville Area School District's internal control. Accordingly, no such opinion is expressed.
- Evaluate the appropriateness of accounting policies used and the reasonableness of significant accounting estimates made by management, as well as evaluate the overall presentation of the financial statements.
- Conclude whether, in our judgment, there are conditions or events, considered in the aggregate, that raise substantial doubt about the Pottsville Area School District's ability to continue as a going concern for a reasonable period of time.

We are required to communicate with those charged with governance regarding, among other matters, the planned scope and timing of the audit, significant audit findings, and certain internal control-related matters that we identified during the audit.

Required Supplementary Information

Accounting principles generally accepted in the United States of America require that the management's discussion and analysis information on pages 10-23 and the schedule of the District's proportionate share of the net pension liability, the schedule of the District's contributions, the District's proportionate share of the net OPEB-PSERS liability, the schedule of the District's contributions - OPEB-PSERS, the schedule of the District's proportionate share of the OPEB liability and the schedule of District contributions - OPEB on pages 84-89 be presented to supplement the basic financial statements. Such information is the responsibility of management and, although not a part of the basic financial statements, is required by the Governmental Accounting Standards Board, who considers it to be an essential part of financial reporting for placing the basic financial statements in an appropriate operational, economic, or historical context. We have applied certain limited procedures to the required supplementary information in accordance with auditing standards generally accepted in the United States of America, which consisted of inquiries of management about the methods of preparing the information and comparing the information for consistency with management's responses to our inquiries, the basic financial statements, and other knowledge we obtained during our audit of the basic financial statements. We do not express an opinion or provide any assurance on the information because the limited procedures do not provide us with sufficient evidence to express an opinion or provide any assurance.

Emphasis of Matter

As described in Note 1 to the financial statements, the District adopted the provisions of Governmental Accounting Standards Board (GASB) Statement No. 87 *Leases, as of July 1, 2021*. Our opinion is not modified with respect to this matter.

Supplemental Information

Our audit was conducted for the purpose of forming opinions on the financial statements that collectively comprise the Pottsville Area School District's basic financial statements. The accompanying combining and individual nonmajor fund financial statements and schedule of expenditures of federal awards, as required by Title 2 U.S. *Code of Federal Regulations* (CFR) Part 200, *Uniform Administrative Requirements, Cost Principles, and Audit Requirements for Federal Awards*, are presented for purpose of additional analysis and are not required part of the basic financial statements. Such information is the responsibility of management and was derived from and relates directly to the underlying accounting and other records used to prepare the basic financial statements. The information has been subjected to the auditing procedures applied in the audit of the basic financial statements and certain additional procedures, including comparing and reconciling such information directly to the underlying accounting and other records used to prepare the basic financial statements or to the basic financial statements themselves, and other additional procedures in accordance with auditing standards generally accepted in the United States of America. In our opinion, the combining and individual nonmajor fund financial statements and the schedule of expenditures of federal awards are fairly stated, in all material respects, in relation to the basic financial statements as a whole.

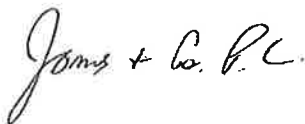
Other Information

Management is responsible for the other information included in the annual report. The other information comprises the introductory and statistical sections but does not include the basic financial statements and our auditor's report thereon. Our opinions on the basic financial statements do not cover the other information, and we do not express an opinion or any form of assurance thereon.

In connection with our audit of the basic financial statements, our responsibility is to read the other information and consider whether a material inconsistency exists between the other information and the basic financial statements, or the other information otherwise appears to be materially misstated. If, based on the work performed, we conclude that an uncorrected material misstatement of the other information exists, we are required to describe it in our report.

Other Reporting Required by Government Auditing Standards

In accordance with *Government Auditing Standards*, we have also issued our report dated December ???, 2022, on our consideration of the Pottsville Area School District's internal control over financial reporting and on our tests of its compliance with certain provisions of laws, regulations, contracts, and grant agreements and other matters. The purpose of that report is to describe the scope of our testing of internal control over financial reporting and compliance and the results of that testing, and not to provide an opinion on internal control over financial reporting or on compliance. That report is an integral part of an audit performed in accordance with *Government Auditing Standards* in considering the Pottsville Area School District's internal control over financial reporting and compliance.



December 20, 2022
Pottsville, Pennsylvania

JONES & CO.
A PROFESSIONAL CORPORATION
CERTIFIED PUBLIC ACCOUNTANTS

WILLIAM L. JONES, III, M.B.A., C.P.A.
RICHARD W. PITCAVAGE, C.P.A.
EDWIN H. EBLING, C.P.A.
JOHN W. PAULSHOCK, C.P.A.
ELI B. HOSTETTER, C.P.A.

110 North Second Street
Pottsville, Penna. 17901
Telephone: (570) 622-5010
Fax: (570) 622-3283
Email: jonescpa@comcast.net

INDEPENDENT AUDITOR'S REPORT ON INTERNAL CONTROL OVER FINANCIAL REPORTING AND ON COMPLIANCE AND OTHER MATTERS BASED ON AN AUDIT OF FINANCIAL STATEMENTS PERFORMED IN ACCORDANCE WITH GOVERNMENT AUDITING STANDARDS

Board of School Directors
Pottsville Area School District
Pottsville, Pennsylvania

We have audited, in accordance with the auditing standards generally accepted in the United States of America and the standards applicable to financial audits contained in *Government Auditing Standards* issued by the Comptroller General of the United States, the financial statements of the governmental activities, the business-type activities, each major fund, and the aggregate remaining fund information of the Pottsville Area School District, as of and for the year ended June 30, 2022, and the related notes to the financial statements, which collectively comprise the Pottsville Area School District's basic financial statements, and have issued our report thereon dated December ???, 2022.

Internal Control over Financial Reporting

In planning and performing our audit of the financial statements, we considered the Pottsville Area School District's internal control over financial reporting (internal control) to determine the audit procedures that are appropriate in the circumstances for the purpose of expressing our opinions on the financial statements, but not for the purpose of expressing an opinion on the effectiveness of the Pottsville Area School District's internal control. Accordingly, we do not express an opinion on the effectiveness of the Pottsville Area School District's internal control.

A *deficiency in internal control* exists when the design or operation of a control does not allow management or employees, in the normal course of performing their assigned functions, to prevent, or detect and correct, misstatements on a timely basis. A *material weakness* is a deficiency, or a combination of deficiencies, in internal control, such that there is a reasonable possibility that a material misstatement of the entity's financial statements will not be prevented, or detected and corrected on a timely basis. A *significant deficiency* is a deficiency, or a combination of deficiencies, in internal control that is less severe than a material weakness, yet important enough to merit attention by those charged with governance.

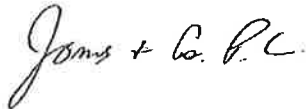
Our consideration of internal control was for the limited purpose described in the first paragraph of this section and was not designed to identify all deficiencies in internal control that might be material weaknesses or, significant deficiencies. Given these limitations, during our audit we did not identify any deficiencies in internal control that we consider to be material weaknesses. However, material weaknesses may exist that have not been identified.

Compliance and Other Matters

As part of obtaining reasonable assurance about whether the Pottsville Area School District's financial statements are free from material misstatement, we performed tests of its compliance with certain provisions of laws, regulations, contracts, and grant agreements, noncompliance with which could have a direct and material effect on the determination of financial statement amounts. However, providing an opinion on compliance with those provisions was not an objective of our audit, and accordingly, we do not express such an opinion. The results of our tests disclosed no instances of noncompliance or other matters that are required to be reported under *Government Auditing Standards*.

Purpose of this Report

The purpose of this report is solely to describe the scope of our testing of internal control and compliance and the results of that testing, and not to provide an opinion on the effectiveness of the entity's internal control or on compliance. This report is an integral part of an audit performed in accordance with *Government Auditing Standards* in considering the entity's internal control and compliance. Accordingly, this communication is not suitable for any other purpose.



December 20, 2022
Pottsville, Pennsylvania

JONES & CO.
A PROFESSIONAL CORPORATION
CERTIFIED PUBLIC ACCOUNTANTS

WILLIAM L. JONES, III, M.B.A., C.P.A.
RICHARD W. PITCAVAGE, C.P.A.
EDWIN H. EBLING, C.P.A.
JOHN W. PAULSHOCK, C.P.A.
ELI B. HOSTETTER, C.P.A.

110 North Second Street
Pottsville, Penna. 17901
Telephone: (570) 622-5010
Fax: (570) 622-3283
Email: jonescpa@comcast.net

**INDEPENDENT AUDITOR'S REPORT ON COMPLIANCE FOR EACH MAJOR PROGRAM
AND ON INTERNAL CONTROL OVER COMPLIANCE REQUIRED BY THE UNIFORM
GUIDANCE**

Board of School Directors
Pottsville Area School District
Pottsville, Pennsylvania

Report on Compliance for Each Major Federal Program

We have audited the Pottsville Area School District's compliance with the types of compliance requirements described in the *OMB Compliance Supplement* that could have a direct and material effect on each of the Pottsville Area School District's major federal programs for the year ended June 30, 2022. Pottsville Area School District's major federal programs are identified in the summary of auditor's results section of the accompanying schedule of findings and questioned costs.

Management's Responsibility

Management is responsible for compliance with federal statutes, regulations, and the terms and conditions of its federal awards applicable to its federal programs.

Auditor's Responsibility

Our responsibility is to express an opinion on compliance for each of the Pottsville Area School District's major federal programs based on our audit of the types of compliance requirements referred to above. We conducted our audit of compliance in accordance with auditing standards generally accepted in the United States of America; the standards applicable to financial audits contained in *Government Auditing Standards*, issued by the Comptroller General of the United States; and the audit requirements of Title 2 U.S. *Code of Federal Regulations* Part 200, *Uniform Administrative Requirements, Cost Principles, and Audit Requirements for Federal Awards* (Uniform Guidance). Those standards and the Uniform Guidance require that we plan and perform the audit to obtain reasonable assurance about whether noncompliance with the types of compliance requirements referred to above that could have a direct and material effect on a major federal program occurred. An audit includes examining, on a test basis, evidence about the Pottsville Area School District's compliance with those requirements and performing such other procedures as we considered necessary in the circumstances.

We believe that our audit provides a reasonable basis for our opinion on compliance for each major federal program. However, our audit does not provide a legal determination of the Pottsville Area School District's compliance.

Opinion on Each Major Federal Program

In our opinion, the Pottsville Area School District, complied, in all material respects, with the types of compliance requirements referred to above that could have a direct and material effect on each of its major federal programs for the year ended June 30, 2022.

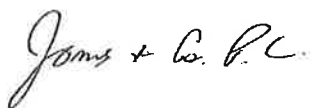
Report on Internal Control over Compliance

Management of the Pottsville Area School District is responsible for establishing and maintaining effective internal control over compliance with the types of compliance requirements referred to above. In planning and performing our audit of compliance, we considered the Pottsville Area School District's internal control over compliance with the types of requirements that could have a direct and material effect on each major federal program to determine the auditing procedures that are appropriate in the circumstances for the purpose of expressing an opinion on compliance for each major federal program and to test and report on internal control over compliance in accordance with the Uniform Guidance, but not for the purpose of expressing an opinion on the effectiveness of internal control over compliance. Accordingly, we do not express an opinion on the effectiveness of the Pottsville Area School District's internal control over compliance.

A deficiency in internal control over compliance exists when the design or operation of a control over compliance does not allow management or employees, in the normal course of performing their assigned functions, to prevent, or detect and correct, noncompliance with a type of compliance requirement of a federal program on a timely basis. *A material weakness in internal control over compliance* is a deficiency, or combination of deficiencies, in internal control over compliance, such that there is a reasonable possibility that material noncompliance with a type of compliance requirement of a federal program will not be prevented, or detected and corrected, on a timely basis. *A significant deficiency in internal control over compliance* is a deficiency, or a combination of deficiencies, in internal control over compliance with a type of compliance requirement of a federal program that is less severe than a material weakness in internal control over compliance, yet important enough to merit attention by those charged with governance.

Our consideration of internal control over compliance was for the limited purpose described in the first paragraph of this section and was not designed to identify all deficiencies in internal control over compliance that might be material weaknesses or significant deficiencies. We did not identify any deficiencies in internal control over compliance that we consider to be material weaknesses. However, material weaknesses may exist that have not been identified.

The purpose of this report on internal control over compliance is solely to describe the scope of our testing of internal control over compliance and the results of that testing based on the requirements of the Uniform Guidance. Accordingly, this report is not suitable for any other purpose.



December 20, 2022
Pottsville, Pennsylvania

**POTTSVILLE AREA SCHOOL DISTRICT
POTTSVILLE, PENNSYLVANIA**

**MANAGEMENT'S DISCUSSION AND ANALYSIS (MD&A)
Required Supplementary Information (RSI)
June 30, 2022**

The discussion and analysis of Pottsville Area School District's financial performance provides an overall review of the District's financial activities for the fiscal year ended June 30, 2022. The intent of this discussion and analysis is to look at the District's financial performance as a whole; readers should also review the notes to the basic financial statements and financial statements to enhance their understanding of the District's financial performance.

The Management Discussion and Analysis (MD&A) is an element of the reporting model adopted by the Governmental Accounting Standards Board (GASB) in their Statement No. 34 Basic Financial Statements – and Management's Discussion and Analysis – for State and Local Governments issued June 1999. Certain comparative information between the current year and the prior year is required to be presented in the MD&A.

FINANCIAL HIGHLIGHTS

During the fiscal year 2021-2022, the Pottsville Area School District experienced another year of significant increases in the costs for instruction and health benefits for our employees. In the budgeting process, the Board of School Directors approved an increase in millage to our taxpayers in order to balance the budget.

USING THE ANNUAL FINANCIAL REPORT (AFR)

This annual report consists of two distinct series of financial statements: district-wide and fund.

The first two statements (district-wide) are government-wide financial statements – the Statement of Net Position and the Statement of Activities. These provide both long-term and short-term information about the District's overall financial status.

The remaining statements (fund) focus on individual parts of the District's operations in more detail than the government-wide statements. The governmental funds statements tell how general District services were financed in the short term as well as what remains for future spending. Proprietary fund statements offer short-term and long-term financial information about the activities that the District operates like a business. For this District, this is our Food Service Fund. Fiduciary fund statements provide information about financial relationships where the District acts solely as a trustee or agent for the benefit of others, to whom the resources in question belong.

The financial statements also include notes that explain some of the information in the financial statements and provide more detailed data.

Figure A-1 shows how the required parts of the Financial Section are arranged and relate to one another:

Figure A-1
Required Components of
Pottsville Area School District's
Financial Report

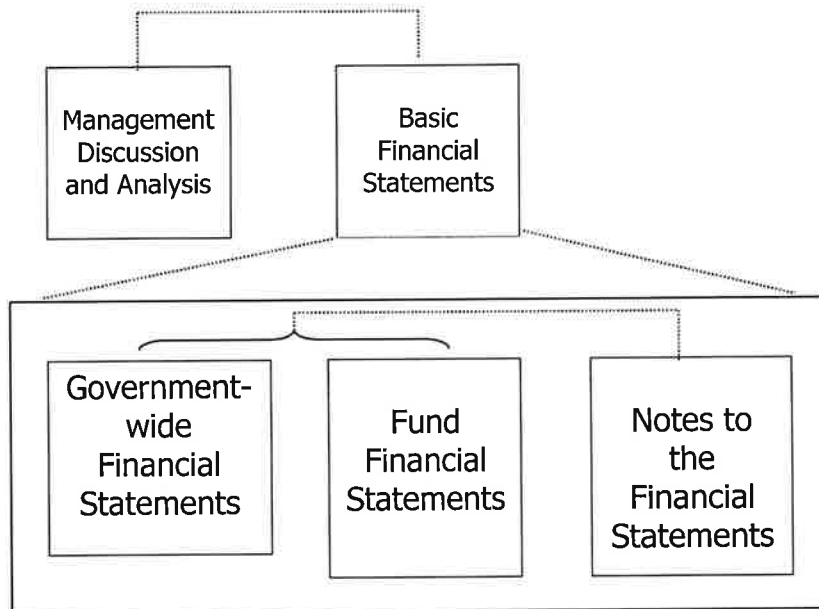


Figure A-2 summarizes the major features of the District's financial statements, including the portion of the District they cover and the types of information they contain. The remainder of this overview section of management discussion and analysis explains the structure and contents of each of the statements.

Figure A-2 Major Features of Pottsville Area School District's Government-wide and Fund Financial Statements				
		Fund Statements		
	Government-wide Statements	Governmental Funds	Proprietary Funds	Fiduciary Funds
Scope	Entire District (except fiduciary funds)	The activities of the District that are not proprietary or fiduciary, such as education, administration, and community services	Activities the District operates similar to private business – Food Services	Instances in which the District is the trustee or agent to someone else's resources – Scholarship Funds
Required financial statements	Statement of Net Position Statement of Activities (SOA)	Balance Sheet (NAG) Statement of Revenues, Expenditures, and Changes in Fund Balance (REG)	Statement of Net Assets (NAP) Statement of Revenues, Expenses, and Changes in Fund Net Assets (REP) Statement of Cash Flows (CFP)	Statement of Fiduciary Net Position Statement of Changes in Fiduciary Net Assets (CNAF)
Accounting basis and measurement focus	Accrual accounting and economic resources focus	Modified accrual accounting and current financial resources focus	Accrual accounting and economic resources focus	Accrual accounting and economic resources focus
Type of asset/liability information	All assets and liabilities, both financial and capital, and short-term and long-term	Only assets expected to be used up and liabilities that come due during the year or soon thereafter; no capital assets included	All assets and liabilities, both financial and capital, and short-term and long-term	All assets and liabilities, both short-term and long-term
Type of inflow-outflow information	All revenues and expenses during year, regardless of when cash is received or paid	Revenues for which cash is received during or soon after the end of the year; expenditures when goods or services have been received and payment is due during the year or soon thereafter	All revenues and expenses during year, regardless of when cash is received or paid	All revenues and expenses during year, regardless of when cash is received or paid

OVERVIEW OF FINANCIAL STATEMENTS

Government-wide Statements

The government-wide statements report information about the District as a whole using accounting methods similar to those used by private-sector companies. The statement of net assets includes all of the government's assets and liabilities. All of the current year's revenues and expenses are accounted for in the statement of activities regardless of when cash is received or paid.

The two government-wide statements report the District's net assets and how they have changed. Net assets, the difference between the District's assets and liabilities, are one way to measure the District's financial health or position.

Over time, increases or decreases in the District's net assets are an indication of whether its financial health is improving or deteriorating, respectively.

To assess the overall health of the District, you need to consider additional non-financial factors, such as changes in the District's property tax base and the performance of the students.

The government-wide financial statements of the District are divided into two categories:

- **Governmental activities** – All of the District's basic services are included here, such as instruction, administration, and community services. Property taxes, state and federal subsidies, and grants finance most of these activities.
- **Business-type activities** –The District operates a food service operation and charges fees to staff, students, and visitors to help it cover the costs of the food service operation.

Fund Financial Statements

The District's fund financial statements provide detailed information about the most significant funds – not the District as a whole. Some funds are required by state law and by bond requirements.

Governmental funds – Most of the District's activities are reported in governmental funds, which focus on the determination of financial position and change in financial position, not on income determination. They are reported using an accounting method called modified accrual accounting, which measures cash and all other financial assets that can readily be converted to cash. The governmental fund statements provide a detailed short-term view of the District's operations and the services it provides. Governmental fund information helps the reader determine whether there are more or fewer financial resources that can be spent in the near future to finance the District's programs. The relationship (or differences) between governmental activities (reported in the Statement of Net Assets and the Statement of Activities) and governmental funds is reconciled in the financial statements.

Proprietary funds – These funds are used to account for the District activities that are similar to business operations in the private sector; or where the reporting is on determining net income, financial position, changes in financial position, and a significant portion of funding through user charges. When the District charges customers for services it provides – whether to outside customers or to other units in the District – these services are generally reported in proprietary funds. The Food Service Fund is the District's proprietary fund and is the same as the business-type activities we report in the government-wide statements, but provide more detail and additional information, such as cash flows.

Fiduciary funds - The District is the trustee, or fiduciary, for some scholarship and agency funds. All of the District's fiduciary activities are reported in separate Statements of Fiduciary Net Assets. We exclude these activities from the District's other financial statement because the District cannot use these assets to finance its operations.

FINANCIAL ANALYSIS OF THE DISTRICT AS A WHOLE

Net Position: The District's combined net position increased on June 30, 2022 when compared to the prior fiscal year. Total net position increased \$13,285,886 during the year from (\$57,080,623) to (\$43,794,737) on June 30, 2022. (See Table A-3.)

Table A-3
Pottsville Area School District
For Years Ended June 30, 2022 and 2021
Net Position

	Governmental Activities 2021-2022	Governmental Activities 2020-- 2021	Business Type Activities 2021-2022	Business Type Activities 2020-2021	Total 2021-2022	Total 2020-2021
Current And Other Assets	20,025,407	12,770,394	660,735	395,979	20,686,142	13,166,373
Capital Assets	9,752,048	9,399,121	7,006	8,388	9,759,054	9,407,509
Total Assets	29,777,455	22,169,515	667,741	404,367	30,445,196	22,573,882
Deferred Outflows of Resources	2,436,071	2,904,614	98,546	116,035	2,534,617	3,020,649
Total Assets & Deferred Outflows of Resources	32,213,526	25,074,129	766,287	520,402	32,979,813	25,594,531
Deferred Inflows Resources	15,255,361	7,243,247	733,584	385,695	15,988,945	7,628,942
Current And Other Liabilities	6,050,661	4,861,242	122,409	202,411	6,173,070	5,063,653
Long Term Liabilities	52,734,481	67,505,345	1,878,054	2,477,214	54,612,535	69,982,559
Total Liabilities	58,785,142	79,609,834	2,000,463	3,065,320	60,785,605	82,675,154
Invested In Capital Assets - Net Of Related Net	3,588,318	3,779,689	7,006	8,388	3,595,324	3,788,077
Capital Projects	1,113,787	613,122	0	0	1,113,787	613,122
Restricted for Scholarship Funds	800,403	866,543	0	0	800,403	866,543
Unrestricted Total Net Assets	-47,409,485	-59,795,059	-1,974,766	-2,553,306	-49,384,251	-62,348,365
Total Net Position	-41,826,977	-54,535,705	-1,967,760	-2,544,918	-43,794,737	-57,080,623
Total Liabilities And Net Position	32,213,526	25,074,129	766,287	520,402	32,979,813	25,594,531

Most of the District's net assets are invested in capital assets (buildings, land, and equipment).

Table A-4
Pottsville Area School District
Change in Net Position
For Years Ended June 30, 2022 and 2021

	Governmental Activities 2021-2022	Governmental Activities 2020-2021	Business Type Activities 2021-2022	Business Type Activities 2020-2021	Total 2021-2022	Total 2020-2021
REVENUES:						
Program Revenues						
Charges for Services		0	235,932	83,410	235,932	83,410
Operating Grants & Contributions	10,509,438	8,716,583	1,899,375	1,169,965	12,408,813	9,886,548
General Revenues						
Property Taxes	10,860,217	10,893,806	0	0	10,860,217	10,893,806
Other Taxes	5,553,327	5,208,803	0	0	5,553,327	5,208,803
State Formula Aid/Grants	15,227,640	14,456,927	0	0	15,227,640	14,456,927
Investment Earnings	45,716	0	818	445	46,534	445
Other	3,016,387	2,934,497	0	40,682	3,016,387	2,975,179
Transfers	0	-150,000	0	150,000	0	0
Gain(Loss) Sale – Fixed Assets	27,064	9,084	0	0	27,064	9,084
Total Revenues	45,239,789	42,069,700	2,136,125	1,444,502	47,375,914	43,514,202
EXPENSES:						
Depreciation - Unallocated	802,450	605,685	0	0	802,450	605,685
Instruction	21,529,977	23,842,778	0	0	21,529,977	23,842,778
Instructional Student Support	1,901,354	2,015,511	0	0	1,901,354	2,015,511
Administration	3,339,904	3,543,029	0	0	3,339,904	3,543,029
Operation & Maintenance of Facilities	2,575,240	3,150,856	0	0	2,575,240	3,150,856
Pupil Transportation	1,464,533	1,016,072	0	0	1,464,533	1,016,072
Student Activities	548,800	610,437	0	0	548,800	610,437
Community Services	153,439	116,765	0	0	153,439	116,765
Interest on Long-Term Debt	207,548	198,412	0	0	207,548	198,412
Food Service	0	0	1,558,967	1,272,070	1,558,967	1,272,070
Capital Outlay	0	13,173	0	0	0	13,173
Total Expenses	32,523,245	35,112,718	1,558,967	1,272,070	34,082,212	36,384,788
INCREASE (DECREASE)in Net Position	12,716,544	6,956,982	577,158	172,432	13,293,702	7,129,414

The District's total revenues were \$47,375,914 for the year ended June 30, 2022. Taxes and State Formula Aid amounted to \$31,641,184 or 67% of total revenue for the year. Another \$12,408,813 or 26% came from State and Federal Aid for specific programs (Operating Grants and Contributions) and the remainder totaling \$3,325,917 or 7% from Fees Charged for Services as well as Investment Earnings and Miscellaneous Sources. (See Table A-4.)

The total cost of all programs and services was \$34,082,212 for the year ended June 30, 2022. The majority of the District's costs related to educating and servicing students (Instruction, Instructional Student Support, Pupil Transportation, Student Activities), in the amount of \$25,444,664 or 75%, Administrative Costs accounted for \$3,339,904 or 9%, Operation of the District's Facilities accounted for \$2,575,240 or 7%, Food Service Costs made up \$1,558,967 or 5%, and all other expenses accounted for \$1,163,437 or 4%. (See Table A-4.)

Total revenues exceeded expenditures increasing net assets by \$13,293,702. (See Table A-4.)

The cost of all District activities was \$34,082,212. (See Table A-4.)

- Some of the cost was paid by the users of the District's programs (\$235,932).
- Federal and state governments subsidized certain programs with grants and contributions (\$12,408,813).
- Most of the District's costs (\$34,731,169) however, were paid for by District taxpayers and taxpayers of our state.

This portion of governmental activities was paid for with taxes and state aid based on the statewide education aid formula and with investment earnings and other general revenues.

Table A-5
Pottsville Area School District
Net Cost of Governmental Activities
For Years Ended June 30, 2022 and 2021

	Total Cost of Services 2021-2022	Total Cost of Services 2020-2021	Percentage Change 2021-2022	Net Cost of Services 2021-2022	Net Cost of Services 2020-2021	2021-2022
Depreciation - Unallocated	802,450	605,685		-802,450	-605,685	
Instruction	21,529,977	23,842,778		-12,763,745	-16,791,737	
Instructional Student Support	1,901,354	2,015,511		-1,505,210	-1,704,138	
Administration	3,339,904	3,543,029		-2,911,545	-3,077,341	
Operation & Maintenance of Facilities	2,575,240	3,150,856		-2,359,811	-2,945,074	
Pupil Transportation	1,464,533	1,016,072		-873,631	-440,918	
Student Activities	548,800	610,437		-444,117	-506,216	
Community Services	153,439	116,765		-145,750	-113,441	
Interest & Charges on Long Term Debt	207,548	198,412		-207,548	-198,412	
Capital Outlay	0	13,173		0	-13,173	
Less on Disposal of Assets	0	0		0	0	
Total Expenses	32,523,245	35,112,718	-7.4%	-22,013,807	-26,396,135	17%

The results of this year's operations as a whole are reported in the Statement of Activities. Specific charges, grants, revenues and subsidies that directly relate to specific expense categories are represented to determine the final amount of the District's activities that are supported by other general revenues. The two largest general revenues are the Basic Education Subsidy provided by the State of Pennsylvania, and the local taxes assessed to community taxpayers. (See Table A-5.)

FINANCIAL ANALYSIS OF DISTRICT FUNDS

As of June 30, 2022, the District's governmental funds reported a combined fund balance of \$12,367,028, an increase of \$6,821,897 from the prior year amount of \$5,545,131. (See Table A-6.) The primary reasons for this are specific to two funds:

General Fund:

The District budgeted significantly for health benefit costs, costs for anticipated needs of special education, and transportation. These costs continue to increase from year to year and are a challenge for the district in budgeting. Special education costs are dependent upon the type of student enrolled in the District each year. Enrollment and/or withdrawal of severely handicapped students can cause this expenditure to fluctuate. While the District does prepare a budget with a modest reserve each year for unexpected emergencies; this expenditure is dependent upon actual experience during the fiscal year. There were no significant unexpected expenditures during the year so the budgeted reserve amount was not needed. Additionally, grant money was received to offset some of the expenditures caused by COVID19.

Capital Reserve Fund:

The District has this fund for unforeseen and various capital expenditures.

**Table A-6
Pottsville Area School District
Change in Fund Balances
For Years Ended June 30, 2022 and 2021**

	Fund Balance June 30, 2022	Fund Balance June 30, 2021	Increase (Decrease)
General Fund	11,253,241	4,932,002	6,321,239
Capital Reserve Fund	1,113,787	613,129	500,658
Capital Projects		0	0
Non-Major Funds		0	0
Totals	12,367,028	5,545,131	6,821,897

General Fund Budget

During the fiscal year, the Board of School Directors (The Board) authorizes revisions to the original budget to accommodate differences from the original budget to the actual expenditures of the District. All adjustments are again confirmed at the time the annual audit is accepted, which is after the end of the fiscal year, which is not prohibited by state law.

The District applies for federal, state, and local grants and these grants cannot always be anticipated in the budgeting process.

Budgeted expenditures and other financing uses also increased this same amount to compensate for the additional approved grants. Transfers between specific categories of expenditures/financing uses occur during the year.

The Budgetary Reserve includes amounts that will be funded by designated fund balance for planned opportunities of expenditures for improvements/enhancements to the District operations. These amounts will only be appropriated into expenditure categories if the fiscal results of the prior year-end with a positive addition to fund balance, which exceeds the total of these projected expenditures. The Board is using this method of budgeting to control tax increases while also protecting the integrity of the fund balance.

The following provides a summary of General Fund revenues:

**Table A-7
Pottsville Area School District
General Fund Revenues
For Years Ended June 30, 2022 and 2021**

	Revenues 2021-2022	Revenues 2020-2021	Increase (Decrease)	% Change
Local Sources				
Taxes	16,391,948	16,165,471	226,477	
Interest	45,058	38,077	6,981	
Other	2,992,815	2,899,285	93,530	
State Sources	22,491,705	21,425,600	1,066,105	
Federal Sources	3,245,372	1,737,996	1,507,376	
Other Sources	1,837,764	4,869,311	-3,031,547	
Total Revenue	47,004,662	47,135,740	-131,078	-.3%

Total General Fund revenue decreased by \$131,078 or-.3% from the previous year. (See Table A-7.) The increase under Other Sources for 2020-2021 is due to proceeds from refunding of Bonds. The increase in Federal sources for 2021-2022 is due to additional grant money received by the District.

The following provides a summary of General Fund expenditures:

Table A-8
Pottsville Area School District
General Fund Expenditures
For Years Ended June 30, 2021 and 2022

	Expenditures 2021-2022	Expenditures 2020-2021	Increase (Decrease)	% Change
Salaries	15,315,244	14,650,336		
Employee Benefits	11,545,880	11,701,685		
Purchased Services	9,191,402	8,530,885		
Supplies	1,813,454	1,496,985		
Equipment	987,063	96,533		
Debt Service	1,483,408	5,835,794		
Other Expenditures	346,972	248,335		
Total Expenditures	40,683,423	42,560,553	(1,877,130)	-4.5%

Total General Fund expenditures decreased \$1,877,130 or 4.0% from the previous year. The primary reason for the 2021-2022 increase was due to redemption of District Bonds. The District continues to evaluate all resignations, hires, retirement positions and non-essential spending. (See Table A-8.)

CAPITAL ASSETS AND DEBT ADMINISTRATION

Capital Assets

As of June 30, 2022, the District had \$9,759,054, an increase of \$351,545, invested in a broad range of capital assets, including land, buildings and furniture, and equipment. (See Table A-9.)

The following provides a summary of our Capital Assets:

Table A-9
Pottsville Area School District
Capital Assets – Net of Depreciation
For Years Ended June 30, 2022 and 2021

	Governmental Activities 2021-2022	Governmental Activities 2020-2021	Business Type Activities 2021- 2022	Business Type Activities 2020- 2021	Total 2021-2022	Total 2020-2021	% Change
Site Improvements	126,809	137,554	0	0	126,809	137,554	
Building & Building Improvements	7,851,570	8,412,645	0	0	7,851,570	8,412,645	
Furniture and Equipment	697,540	848,922	7,006	8,388	704,546	857,310	
Construction in Progress	421,964	0	0	0	421,964	0	
Long Term Prepayments	654,165	0	0	0	654,165	0	
Totals	9,752,048	9,399,121	7,006	8,388	9,759,054	9,407,509	3.74%

Debt Administration

The District has an outstanding balance of \$84,569.81 from Dell Financial Inc. for computers. The District has an energy conservation lease with Banc of America with an outstanding balance of \$705,864.80. The District also has a lease agreement with Apple with the following outstanding balance of \$343,539.15. Finally a capital lease with Santander Bank for buses has a balance outstanding of \$527,700.00.

On March 2, 2021 the District was issued General Obligation Bonds in the amount of \$4,585,000 to refund the General Obligation Bonds Series 2012 and Series 2016. On August 1, 2021 the District issued a \$1,000,000. General Obligation Note to provide funding for its Martz Hall project until RCAP Grant funding is received. The outstanding balance at June 30, 2022 is \$1,000,000.

The District was issued a General Obligation Note in June 2018 from Mid Penn Bank in the amount of \$247,240.25. for the Schuylkill Intermediate Unit STC roof project. Outstanding balance for this project is \$227,216.17. The District also has Leases Capitalized under GASB Statement #87 in the amount of \$670,177.

Other obligations include accrued sick leave for specific employees of the District. More detailed information about our long-term liabilities is included in the financial statements.

An extension for Redevelopment Assistance Capital Program (RACP) was granted by the Office of Budget until February 5, 2021 for the submission of the RACP application; the Pottsville Redevelopment Authority requested an extension for the RACP project on behalf of the Pottsville Area School District. The RCAP project was started in October 2021 for the renovations of the Martz Hall Roof. Due to an extension of the RACP project, completion is expected in early 2023.

Solar Renewable Energy, LLC, completed the installation of all 3,633 modules on JSC Elementary, DHH Lengel Middle School, and Academic Center with the final module counts being 2,502; 987; & 144 respectively. In addition, the company completed the installation off all wiring and system inverters at both locations. The installation of the switchgear at the JSC Elementary school location was completed in November 2020. Solar Renewable Energy, LLC was granted permission to operate from PPL.

The following provides a summary of our Long – Term Liabilities:

Table A-10
Pottsville Area School District
Long-Term Liabilities
For Years Ended June 30, 2022 and 2021

	Year Ending June 30, 2022	Year Ending June 30, 2021	Increase (Decrease)
General Obligation Bonds/LOC	5,387,216	4,622,240	764,976
Other Outstanding Debt & Compensated Absences	7,436,745	6,859,205	577,540
Net PSERS Pension Liability	43,110,000	59,038,000	(15,928,000)
Totals	55,933,961	70,519,445	(14,585,484)

ECONOMIC FACTORS AND NEXT YEAR’S BUDGETS AND RATES

A major financial issue facing the District again in fiscal year 2022-2023 will be the funding of our employer contribution to PSERS. The rate during 2021-2022 is 34.94%. It has been established by the PSERS Board at 35.26% in 2022-2023. In 2004-2005, the rate was 4.23%. Another significant cost is the tuition paid to cyber/charter schools which have exceeded \$1.5 million in the 2013-14 and grew to \$1.9 million in 2015-16. Special education costs have grown significantly each year which has a direct correlation to rising costs in the related transportation for the special education students. Historically, the District was part of a consortium arrangement with Schuylkill Intermediate Unit No. 29 for their special education services. The consortium was comprised of twelve county public school districts during the 2002-2003 school year, eleven during the 2003-2004 school year, and has been declining since then. Over this time period our percentage of students requiring special education services has increased which has a direct correlation with the level of costs dependent on the severity of the disability.

Starting with the 2005-2006 school year, the District had taken over their district-located special education classes. As a result, the District will have to continue to budget for district-located special education costs as well as budgeting for special education students still located at the Intermediate Unit.

Please note that after reconciliation received in November 2022, there was a decrease in the payment to the Intermediate Unit in the amount of \$195,916 for 2022-2023. Special Education costs for school year 2021-2022 was \$1,178,404.

There is a tentative projected decrease in the payment to the Intermediate Unit for 2022-2023 in the amount of \$195,916 noting that more could be owed after reconciliation in December 2022. In addition to the Intermediate Unit costs, the District has projected \$9,413,173 of Special Education costs for District-located classes.

It will be necessary to continue to closely monitor future special education costs due to the fact of the District taking over its District-located special education classes as well as our reconciliation from the Intermediate Unit not being received until December of the following year. (See Table A-11.)

**Table A-11
Pottsville Area School District
Intermediate Unit Special Education Costs
For Years Ended June 30, 2023, 2022, 2021, 2020**

	IU Special Ed 2022-2023	IU Special Ed 2021-2022	% Change	IU Special Ed 2020-2021	% Change
Totals	\$982,488	\$ 1,178,404	-17%	\$876,443	35%

The District’s retirement contribution on behalf of its employees to the Pennsylvania School Employees Retirement System (PSERS) increased for 2022-2023 by .75%. (See Table A-12.) The District also expects health care premiums to increase approximately 7% per year for the foreseeable future. Specifically, The PSERS rate is scheduled TBD on July 1, 2023. All of these factors may cause the Board to reduce programs, increase taxes, or both.

**Table A-12
Pottsville Area School District
Employer's Retirement Contributions**

Retirement 2023-2024	Retirement 2022-2023	Retirement 2021-2022	Retirement 2020-2021	Retirement 2019-2020
TBD	35.26%	34.51%	34.29%	33.43%

The percentage of the total budget of revenue and expenditure by category for 2022-2023 as compared to 2021-2022 is as follows:

BUDGETED REVENUES

	<u>2022-2023</u>	<u>2021-2022</u>
Local	37%	42%
State	51%	52%
Federal/Other	12%	6%

BUDGETED EXPENDITURES

	<u>2022-2023</u>	<u>2021-2022</u>
Instruction	60%	64%
Support Services	23%	27%
Non-Instruction/Community	9%	4%
Fund Transfers/Debt	8%	5%

The Pottsville Area School District continues to monitor student enrollment. The District's student enrollment continues to see a decrease in the number of students. There was a decrease of 1,000 students from 1990 through January 2020. Total enrollment in January 2020 was 2,512 as compared to 3,414 in 1990. Enrollment as of January 2021 was 2,456. Enrollment as of December 1, 2022 was 2,478.

Assessed value trends continue to decline from \$296,438,220 in 2019-2020, \$295,474,815 in 2020-2021, 2021-2022 in \$294,620,140 and 2022-2023 assessed value is \$293,597,770.

The School District has two tax advantaged employer sponsored retirement plans. PSERS Defined Benefit (DB) Plan is based on a calculation. PSERS Defined Contribution (DC) Plan is retirement benefits based on the amount of contributions made to the plan and the investment performance of those contributions.

The District is seeing effects of the COVID 19. Revenue from Earned Income Tax, Occupation Tax, LST Tax and Business Privilege Tax is trending lower. On the expenditure side, there are Charter School enrollment fluctuations. The District is working closely with the elementary and secondary buildings in keeping expenditures down.

The Pottsville Area School District received the following Grants:

- ESSER I (Elementary and Secondary School Energy Relief Fund). Total Allocation - \$615,442.
- ESSER II – Total Allocation - \$2,728,760
- ARP-ESSER (American Rescue Plan – Elementary and Secondary Schools Emergency Relief Fund – Total Allocation - \$5,519,491
- Grant Money is also available for
 - Continuity of Education A-TSI School Grant
 - Special Education COVID 19 Impact Mitigation Grant
 - ARP Homeless Children and Youth II Grant
 - ARP ESSER 7% Set Asides Consolidated
 - After School Set Aside
 - Summer School Set Aside
 - Learning Loss Set Aside
 - ARP ESSER A-TSI 2.5% Set Aside

CONTACTING THE DISTRICT FINANCIAL MANAGEMENT

Our financial report is designed to provide our citizens, taxpayers, parents, students, investors, and creditors with a general overview of the District's finances and to show the Board's accountability for the money it receives. If you have questions about this report or wish to request additional financial information, please contact Mrs. Stacy Stair, Business Manager at Pottsville Area School District, 1501 West Laurel Boulevard, Pottsville, PA 17901, (570) 621-2900.

POTTSVILLE AREA SCHOOL DISTRICT
STATEMENT OF NET POSITION (DEFICIT)
JUNE 30, 2022

	Governmental Activities	Business-Type Activities	Total
ASSETS AND DEFERRED OUTFLOWS OF RESOURCES			
CURRENT ASSETS			
Cash and cash equivalents - Unrestricted	\$ 11,860,986	\$ 589,254	\$ 12,450,240
Cash and cash equivalents - Restricted	1,494,190	0	1,494,190
Taxes receivable, net	4,247,004	0	4,247,004
Intergovernmental receivables	2,423,227	9,298	2,432,525
Inventories	0	62,183	62,183
TOTAL CURRENT ASSETS	20,025,407	660,735	20,686,142
NON-CURRENT ASSETS			
Land and site improvements - net of accumulated depreciation	126,809	0	126,809
Building and building improvements - net of accumulated depreciation	7,851,570	0	7,851,570
Furniture, equipment, and automobiles - net of accumulated depreciation	697,540	7,006	704,546
Construction in progress	421,964	0	421,964
Leased assets - net of accumulated amortization	654,165	0	654,165
TOTAL NON-CURRENT ASSETS	9,752,048	7,006	9,759,054
TOTAL ASSETS	29,777,455	667,741	30,445,196
DEFERRED OUTFLOWS OF RESOURCES	2,436,071	98,546	2,534,617
TOTAL ASSETS AND DEFERRED OUTFLOWS OF RESOURCES	\$ 32,213,526	\$ 766,287	\$ 32,979,813
LIABILITIES, DEFERRED INFLOWS OF RESOURCES AND NET POSITION (DEFICIT)			
CURRENT LIABILITIES			
Accounts payable	\$ 749,189	\$ 9,271	\$ 758,460
Intergovernmental payables	0	0	0
Accrued salaries and benefits	2,373,159	3,786	2,376,945
Current portion of long-term debt	1,447,746	0	1,447,746
Current portion of compensated absences	75,000	0	75,000
Internal balances	(109,352)	109,352	0
Accrued expenses	1,463,192	0	1,463,192
Accrued interest	51,727	0	51,727
TOTAL CURRENT LIABILITIES	6,050,661	122,409	6,173,070
NON-CURRENT LIABILITIES			
Bonds/notes payable	4,881,360	0	4,881,360
Extended term financing agreements payable	922,419	0	922,419
Long-term portion of compensated absences	623,228	10,100	633,328
Leased assets long-term liabilities	467,542	0	467,542
Net PSERS pension liability	41,365,405	1,744,595	43,110,000
Other postemployment benefits	4,273,207	123,359	4,396,566
Unamortized bond premium	201,320	0	201,320
TOTAL NON-CURRENT LIABILITIES	52,734,481	1,878,054	54,612,535
TOTAL LIABILITIES	58,785,142	2,000,463	60,785,605
DEFERRED INFLOWS OF RESOURCES	15,255,361	733,584	15,988,945
NET POSITION (DEFICIT)			
Invested in capital assets, net of related debt	3,588,318	7,006	3,595,324
Restricted for capital projects	1,113,787	0	1,113,787
Restricted for scholarship funds	880,403	0	880,403
Unrestricted	(47,409,485)	(1,974,766)	(49,384,251)
TOTAL NET POSITION (DEFICIT)	(41,826,977)	(1,967,760)	(43,794,737)
TOTAL LIABILITIES, DEFERRED INFLOWS OF RESOURCES AND NET POSITION (DEFICIT)	\$ 32,213,526	\$ 766,287	\$ 32,979,813

See notes to financial statements
which are an integral part of this statement.

POTTSVILLE AREA SCHOOL DISTRICT

STATEMENT OF ACTIVITIES

FOR THE YEAR ENDED JUNE 30, 2022

Functions/Programs	Program Revenues		Net (Expense) Revenue and Changes in Net Assets	
	Expenses	Charges for Services	Operating Grants and Contributions	Total
GOVERNMENTAL ACTIVITIES				
Unallocated depreciation/amortization	\$ 802,450	\$ 0	0	\$ (802,450)
Instruction	21,529,977	0	8,766,232	(12,763,745)
Instructional student support	1,901,354	0	396,144	(1,505,210)
Administrative and financial support services	3,339,904	0	428,359	(2,911,545)
Operation and maintenance of plant services	2,575,240	0	215,429	(2,359,811)
Pupil transportation	1,464,533	0	590,902	(873,631)
Student activities	548,800	0	104,683	(444,117)
Community services	153,439	0	7,689	(145,750)
Capital outlay	0	0	0	0
Interest on long-term debt	207,548	0	0	(207,548)
TOTAL GOVERNMENTAL ACTIVITIES	32,523,245	0	10,509,438	(22,013,807)
BUSINESS-TYPE ACTIVITIES				
Food services	1,558,967	235,932	1,899,375	576,340
TOTAL PRIMARY GOVERNMENT	34,082,212	235,932	12,408,813	(21,437,467)
GENERAL REVENUES AND TRANSFERS				
Taxes:				
Property taxes, levied for general purposes, net			10,860,217	10,860,217
Public utility, realty, earned income and miscellaneous taxes levied for general purposes, net			5,553,327	5,553,327
Grants, subsidies, and contributions not restricted			15,227,640	15,227,640
Investment earnings			45,716	46,534
Transfers			0	0
Gain (loss) on the sale of fixed assets			27,064	27,064
Miscellaneous			3,016,387	3,016,387
TOTAL GENERAL REVENUES AND TRANSFERS			34,730,351	34,731,169
CHANGE IN NET POSITION			12,716,544	13,293,702
NET POSITION (DEFICIT) - BEGINNING			(54,535,705)	(57,080,623)
PRIOR PERIOD ADJUSTMENT			(7,816)	(7,816)
NET POSITION (DEFICIT) - ENDING			(41,826,977)	(43,794,737)

See notes to financial statements which are an integral part of this statement.

POTTSVILLE AREA SCHOOL DISTRICT

BALANCE SHEET

GOVERNMENTAL FUNDS

JUNE 30, 2022

	<u>General</u>	<u>Capital Reserve</u>	<u>Total Governmental Funds</u>
ASSETS AND DEFERRED OUTFLOWS OF RESOURCES			
Cash - Unrestricted	\$ 11,860,987	\$ 0	\$ 11,860,987
Cash - Restricted	880,403	613,787	1,494,190
Taxes receivable, net	4,247,003	0	4,247,003
Due from other funds	175,399	500,000	675,399
Intergovernmental receivables	<u>2,423,227</u>	<u>0</u>	<u>2,423,227</u>
TOTAL ASSETS	<u>19,587,019</u>	<u>1,113,787</u>	<u>20,700,806</u>
DEFERRED OUTFLOWS OF RESOURCES	<u>0</u>	<u>0</u>	<u>0</u>
TOTAL ASSETS AND DEFERRED OUTFLOWS OF RESOURCES	<u>\$ 19,587,019</u>	<u>\$ 1,113,787</u>	<u>\$ 20,700,806</u>
 LIABILITIES AND DEFERRED INFLOWS OF RESOURCES AND FUND BALANCES			
LIABILITIES			
Accounts payable	\$ 749,189	\$ 0	\$ 749,189
Intergovernmental payables	0	0	0
Due to other funds	566,047	0	566,047
Accrued expenses	1,463,192	0	1,463,192
Accrued salaries, benefits, and payroll withholdings	<u>2,373,159</u>	<u>0</u>	<u>2,373,159</u>
TOTAL LIABILITIES	<u>5,151,587</u>	<u>0</u>	<u>5,151,587</u>
DEFERRED INFLOWS OF RESOURCES	3,182,191	0	3,182,191
FUND BALANCES			
Restricted	880,403	1,113,787	1,994,190
Assigned	6,628,275	0	6,628,275
Unassigned	<u>3,744,563</u>	<u>0</u>	<u>3,744,563</u>
TOTAL FUND BALANCES	<u>11,253,241</u>	<u>1,113,787</u>	<u>12,367,028</u>
TOTAL LIABILITIES, DEFERRED INFLOWS OF RESOURCES AND FUND BALANCES	<u>\$ 19,587,019</u>	<u>\$ 1,113,787</u>	<u>\$ 20,700,806</u>

See notes to financial statements
which are an integral part of this statement.

POTTSVILLE AREA SCHOOL DISTRICT

RECONCILIATION OF GOVERNMENTAL FUNDS BALANCE SHEET
TO THE STATEMENT OF NET POSITION (DEFICIT)

GOVERNMENTAL FUNDS

AS OF JUNE 30, 2022

TOTAL FUND BALANCES - GOVERNMENTAL FUNDS \$ 12,367,028

Amounts reported for governmental activities in the statement
of net assets are different because:

Capital assets used in governmental activities are not financial
resources and, therefore, are not reported as assets in
governmental funds.

Cost of capital assets 31,356,327
Less: accumulated depreciation/amortization (21,604,279)

Long-term liabilities, including bonds payable, are not due and
payable in the current period and are not reported as liabilities
in the funds.

Bonds/Notes payable (5,387,216)
Leased asset liabilities (670,177)
Extended term financing agreements payable (1,661,674)
Other postemployment benefits (4,273,207)
Net PSERS pension liability (41,365,405)
Compensated absences (698,228)
Unamortized bond discount (201,320)

Delinquent personal and property taxes receivable will be collected
this year, but are not available soon enough to pay for the current
period's expenditures and are, therefore, deferred in the funds. 3,182,191

Net Deferred outflows (inflows) related to PSERS net pension and OPEB liabilities (12,819,290)

Governmental funds do not report a liability for accrued interest
until due and payable. (51,727)

TOTAL NET POSITION (DEFICIT) - GOVERNMENTAL ACTIVITIES \$ (41,826,977)

See notes to financial statements
which are an integral part of this statement.

POTTSVILLE AREA SCHOOL DISTRICT
STATEMENT OF REVENUES, EXPENDITURES, AND
CHANGES IN FUND BALANCES
ALL GOVERNMENTAL FUNDS
FOR THE YEAR ENDED JUNE 30, 2022

	General	Capital Reserve	Total Governmental Funds
REVENUES			
Local sources	\$ 19,429,821	\$ 658	\$ 19,430,479
State sources	22,491,705	0	22,491,705
Federal sources	3,245,372	0	3,245,372
TOTAL REVENUES	45,166,898	658	45,167,556
OTHER FINANCING SOURCES			
Proceeds from sales of assets	27,064	0	27,064
Proceeds from refunding bond issue	1,810,700	0	1,810,700
TOTAL OTHER FINANCING SOURCES	1,837,764	0	1,837,764
TOTAL REVENUES AND OTHER FINANCING SOURCES	47,004,662	658	47,005,320
EXPENDITURES			
Instruction	26,209,883	0	26,209,883
Support services	11,513,150	0	11,513,150
Non-instructional services	887,694	0	887,694
Capital outlay	416,964	0	416,964
Debt service	1,155,733	0	1,155,733
TOTAL EXPENDITURES	40,183,424	0	40,183,424
OTHER FINANCING (USES)			
Interfund transfer	(500,000)	500,000	0
TOTAL OTHER FINANCING (USES)	(500,000)	500,000	0
TOTAL EXPENDITURES AND OTHER FINANCING (USES)	40,683,424	(500,000)	40,183,424
NET CHANGE IN FUND BALANCES	6,321,238	500,658	6,821,896
FUND BALANCES - BEGINNING	4,932,003	613,129	5,545,132
FUND BALANCES - ENDING	\$ 11,253,241	\$ 1,113,787	\$ 12,367,028

See notes to financial statements
which are an integral part of this statement.

POTTSVILLE AREA SCHOOL DISTRICT

RECONCILIATION OF THE STATEMENT OF REVENUES, EXPENDITURES, AND
CHANGES IN FUND BALANCES TO STATEMENT OF ACTIVITIES

GOVERNMENTAL FUNDS

1FOR THE YEAR ENDED JUNE 30, 2022

TOTAL NET CHANGE IN FUND BALANCES - GOVERNMENTAL FUNDS	\$ 6,821,896
Because some property taxes will not be collected for several months after the District's year end, they are not considered as available revenues in the governmental funds.	22,378
Repayment of debt principal is an expenditure in the governmental funds, but the repayment reduces long-term liabilities in the Statement of Net Assets.	1,182,084
Compensated absences reported in the Statement of Activities do not require the use of current financial resources, and therefore, are not reported as expenditures in governmental funds.	34,501
Other postemployment benefits reported in the Statement of Activities do not require the use of current financial resources and, therefore, are not reported as expenditures in governmental funds.	152,415
Amortization of bond premiums are recognized in the Statement of Activities	22,790
Interest is recognized in governmental funds when paid but is accrued in the Statement of Activities.	(16,932)
Gains (losses) on dispositions of assets are recognized in the Statement of Activities	27,064
Governmental funds report issuance of long term debt as revenues. In the Statement of Net Position these are listed as long-term debt.	(1,810,700)
Governmental funds recognize sales of fixed assets as revenue while they are part of recognized gains (losses) in the statement of Activities	(27,064)
Governmental funds report capital outlays as expenditures. In the Statement of Activities, the cost of those assets are allocated over their estimated useful lives as depreciation expense.	569,475
Pension expense related to the PSERS net pension liability	6,816,220
Depreciation and amortization expense is recognized in the Statement of Activities but is not recognized in governmental funds.	<u>(1,077,583)</u>
CHANGE IN NET POSITION - GOVERNMENTAL ACTIVITIES	<u>\$ 12,716,544</u>

See notes to financial statements
which are an integral part of this statement.

POTTSVILLE AREA SCHOOL DISTRICT
STATEMENT OF REVENUES, EXPENDITURES, AND
CHANGES IN FUND BALANCES - BUDGET AND ACTUAL

GENERAL FUND

FOR THE YEAR ENDED JUNE 30, 2022

	Budgeted Amounts		Actual (Budgetary Basis)	Variance With Final Budget Positive (Negative)
	Original	Final		
REVENUES				
Local sources	\$ 18,018,313	\$ 18,018,313	\$ 19,429,821	\$ 1,411,508
State sources	22,628,097	22,628,097	22,491,705	(136,392)
Federal sources	2,499,030	2,508,300	3,245,372	737,072
TOTAL REVENUES	<u>43,145,440</u>	<u>43,154,710</u>	<u>45,166,898</u>	<u>2,012,188</u>
OTHER FINANCING SOURCES				
Proceeds from sales of assets	0	0	27,064	27,064
Proceeds from extended term financing	0	0	1,810,700	1,810,700
TOTAL OTHER FINANCING SOURCES	<u>0</u>	<u>0</u>	<u>1,837,764</u>	<u>1,837,764</u>
TOTAL REVENUES AND OTHER FINANCING SOURCES	<u>43,145,440</u>	<u>43,154,710</u>	<u>47,004,662</u>	<u>3,849,952</u>
EXPENDITURES				
Regular programs	16,455,842	16,350,012	15,937,493	412,519
Special programs	9,177,367	9,291,467	8,622,816	668,651
Vocational programs	1,124,581	1,125,581	1,096,842	28,739
Other instructional programs	530,758	530,758	518,493	12,265
Nonpublic school programs	0	0	34,239	(34,239)
Pupil personnel services	1,216,666	1,179,616	1,273,261	(93,645)
Instructional staff services	745,412	756,712	815,627	(58,915)
Administrative services	2,481,628	2,476,898	2,217,402	259,496
Pupil health	536,160	540,890	397,672	143,218
Business services	838,593	864,343	750,149	114,194
Operation and maintenance of plant services	3,477,236	3,477,236	3,124,861	352,375
Student transportation services	975,333	975,333	1,664,243	(688,910)
Central and other support services	1,000,946	1,000,946	1,269,935	(268,989)
Other support services	0	0	0	0
Student activities	833,875	859,875	721,319	138,556
Community services	26,954	26,954	56,606	(29,652)
Scholarships and awards	0	0	109,769	(109,769)
Capital outlay	1,200,000	1,200,000	416,964	783,036
Debt service (principal and interest)	1,972,676	1,972,676	1,155,733	816,943
Budgetary reserve	0	0	0	0
TOTAL EXPENDITURES	<u>42,594,027</u>	<u>42,629,297</u>	<u>40,183,424</u>	<u>2,445,873</u>
OTHER FINANCING (USES)				
Interfund transfers	(200,000)	(174,000)	(500,000)	326,000
TOTAL OTHER FINANCING (USES)	<u>(200,000)</u>	<u>(174,000)</u>	<u>(500,000)</u>	<u>326,000</u>
TOTAL EXPENDITURES AND OTHER FINANCING (USES)	<u>42,794,027</u>	<u>42,803,297</u>	<u>40,683,424</u>	<u>2,119,873</u>
NET CHANGE IN FUND BALANCES	351,413	351,413	6,321,238	5,969,825
FUND BALANCE (DEFICIT)- BEGINNING OF YEAR	<u>1,041,452</u>	<u>1,041,452</u>	<u>4,932,003</u>	<u>3,890,551</u>
FUND BALANCE (DEFICIT) - END OF YEAR	<u>\$ 1,392,865</u>	<u>\$ 1,392,865</u>	<u>\$ 11,253,241</u>	<u>\$ 9,860,376</u>

See notes to financial statements
which are an integral part of this statement.

POTTSVILLE AREA SCHOOL DISTRICT
STATEMENT OF NET POSITION (DEFICIT)
PROPRIETARY FUNDS
FOR THE YEAR ENDED JUNE 30, 2022

	Food Service
ASSETS AND DEFERRED OUTFLOWS OF RESOURCES	
CURRENT ASSETS	
Cash	\$ 589,254
Intergovernmental receivables	9,298
Due from other funds	66,047
Inventories	62,183
TOTAL CURRENT ASSETS	726,782
NON-CURRENT ASSETS	
Machinery and equipment	683,710
Less: accumulated depreciation	(676,704)
TOTAL NON-CURRENT ASSETS	7,006
DEFERRED OUTFLOWS OF RESOURCES	98,546
TOTAL ASSETS AND DEFERRED OUTFLOWS OF RESOURCES	\$ 832,334
LIABILITIES, DEFERRED INFLOWS OF RESOURCES AND NET POSITION (DEFICIT)	
CURRENT LIABILITIES	
Accounts payable	\$ 9,271
Due to other funds	175,399
Accrued salaries and benefits	3,786
TOTAL CURRENT LIABILITIES	188,456
NON-CURRENT LIABILITIES	
PSERS Pension Liability	1,744,595
PSERS and District OPEB Liability	123,359
Long-term portion of compensated absences	10,100
TOTAL NON-CURRENT LIABILITIES	1,878,054
TOTAL LIABILITIES	2,066,510
DEFERRED INFLOWS OF RESOURCES	733,584
NET POSITION (DEFICIT)	
Invested in capital assets - net of related debt	7,006
Unrestricted	(1,974,766)
TOTAL NET POSITION (DEFICIT)	(1,967,760)
TOTAL LIABILITIES, DEFERRED INFLOWS OF RESOURCES AND NET POSITION (DEFICIT)	\$ 832,334

See notes to financial statements
which are an integral part of this statement.

POTTSVILLE AREA SCHOOL DISTRICT
STATEMENT OF REVENUES, EXPENSES, AND
CHANGES IN NET POSITION (DEFICIT)
PROPRIETARY FUNDS
FOR THE YEAR ENDED JUNE 30, 2022

	<u>Food Service</u>
OPERATING REVENUES	
Food service revenues	\$ 221,032
Other operating revenues	14,900
TOTAL OPERATING REVENUES	<u>235,932</u>
 OPERATING EXPENSES	
Personal services - salaries	642,174
Personal services - employee benefits	206,212
Purchased property services	2,334
Supplies	706,561
Depreciation	1,382
Other operating expenses	304
TOTAL OPERATING EXPENSES	<u>1,558,967</u>
 OPERATING (LOSS)	 <u>(1,323,035)</u>
 NON-OPERATING REVENUES (EXPENSES)	
Earnings on investments	818
State sources	228,233
Federal sources	1,671,142
TOTAL NON-OPERATING REVENUES (EXPENSES)	<u>1,900,193</u>
 CONTRIBUTIONS AND TRANSFERS	
Transfers in (out)	0
Contributions and donations	0
TOTAL CONTRIBUTIONS AND TRANSFERS	<u>0</u>
 CHANGE IN NET POSITION	 577,158
 NET POSITION (DEFICIT) - BEGINNING OF YEAR	 <u>(2,544,918)</u>
 NET POSITION (DEFICIT) - END OF YEAR	 <u>\$ (1,967,760)</u>

See notes to financial statements
which are an integral part of this statement.

POTTSVILLE AREA SCHOOL DISTRICT

STATEMENT OF CASH FLOWS

PROPRIETARY FUNDS

FOR THE YEAR ENDED JUNE 30, 2022

	<u>Food Service</u>
CASH FLOWS FROM OPERATING ACTIVITIES	
Cash received from customers and intergovernments	\$ 235,932
Cash paid to employees for services	(1,098,259)
Cash paid to suppliers for goods and services	<u>(736,549)</u>
NET CASH (USED FOR) OPERATING ACTIVITIES	<u>(1,598,876)</u>
CASH FLOWS FROM NON-CAPITAL FINANCING ACTIVITIES	
State sources	228,233
Transfers in (out)	0
Contributions and donations	0
Federal sources	<u>1,671,142</u>
NET CASH PROVIDED BY NON-CAPITAL FINANCING ACTIVITIES	<u>1,899,375</u>
CASH FLOWS FROM CAPITAL AND RELATED FINANCING ACTIVITIES	0
CASH FLOWS FROM INVESTING ACTIVITIES	
Earnings on investments	<u>818</u>
NET INCREASE (DECREASE) IN CASH AND CASH EQUIVALENTS	301,317
CASH AND CASH EQUIVALENTS - BEGINNING OF YEAR	<u>287,937</u>
CASH AND CASH EQUIVALENTS - END OF YEAR	<u>\$ 589,254</u>
OPERATING INCOME (LOSS)	\$ (1,323,035)
ADJUSTMENTS TO RECONCILE OPERATING INCOME TO NET CASH (USED) BY OPERATING ACTIVITIES:	
Depreciation	1,382
Changes in current assets and current liabilities	
(Increase) Decrease in intergovernmental receivables	38,099
(Increase) Decrease in inventories	(1,538)
(Increase) Decrease in deferred outflows of resources	17,489
(Increase) Decrease in due from other funds	27,328
Increase (Decrease) in accounts payable	(4,226)
Increase (Decrease) in net PSERS net pension liability	(597,762)
Increase (Decrease) in PSERS and District OPEB net liability	(2,073)
Increase (Decrease) in compensated absences	675
Increase (Decrease) in advances to other funds	(103,644)
Increase (Decrease) in accrued salaries and benefits	540
Increase (Decrease) in deferred inflows of resources	<u>347,889</u>
TOTAL ADJUSTMENTS	<u>(275,841)</u>
TOTAL CASH (USED FOR) OPERATING ACTIVITIES	<u>\$ (1,598,876)</u>

See notes to financial statements
which are an integral part of this statement.

POTTSVILLE AREA SCHOOL DISTRICT
STATEMENT OF FIDUCIARY NET POSITION
FIDUCIARY FUNDS
JUNE 30, 2022

	Private- Purpose Trust Funds	Custodial Funds
ASSETS AND DEFERRED OUTFLOWS OF RESOURCES		
Cash	\$ 22,589	\$ 389,956
TOTAL ASSETS	22,589	389,956
DEFERRED OUTFLOWS OF RESOURCES	0	0
TOTAL ASSETS AND DEFERRED OUTFLOWS OF RESOURCES	\$ 22,589	\$ 389,956
 LIABILITIES, DEFERRED INFLOWS OF RESOURCES AND NET POSITION		
LIABILITIES		
Other current liabilities	\$ 0	\$ 0
TOTAL LIABILITIES	0	0
DEFERRED INFLOWS OF RESOURCES	0	0
 NET POSITION		
Restricted for:		
Individuals and other organizations	22,589	389,956
TOTAL NET POSITION	22,589	389,956
TOTAL LIABILITIES, DEFERRED INFLOWS OF RESOURCES AND NET POSITION	\$ 22,589	\$ 389,956

See notes to financial statements
which are an integral part of this statement.

POTTSVILLE AREA SCHOOL DISTRICT
STATEMENT OF CHANGES IN FIDUCIARY NET POSITION
FIDUCIARY FUNDS
FOR THE YEAR ENDED JUNE 30, 2022

	Private Purpose Trust Fund	Custodial Funds
ADDITIONS		
Gifts and contributions	\$ 1,101	\$ 0
Investment interest earnings	231	0
Custodial funds receipts	0	395,266
TOTAL ADDITIONS	1,332	395,266
 DEDUCTIONS		
Scholarships awarded	1,620	0
Custodial funds expenditures	0	384,386
TOTAL DEDUCTIONS	1,620	384,386
 CHANGE IN NET POSITION	(288)	10,880
 NET POSITION - BEGINNING OF YEAR	22,877	379,076
 NET POSITION - END OF YEAR	\$ 22,589	\$ 389,956

See notes to financial statements
which are an integral part of this statement.

POTTSVILLE AREA SCHOOL DISTRICT
NOTES TO FINANCIAL STATEMENTS
FOR THE YEAR ENDED JUNE 30, 2022

NOTE 1 - SUMMARY OF SIGNIFICANT ACCOUNTING POLICIES:

The Pottsville Area School District (the "District") is governed by the Pottsville Area School District Board of Education (the "Board"), which has responsibility and control over all activities related to public school education within the District. The District receives funding from local, state, and federal government sources and must comply with all of the requirements of these funding source entities. Board members are elected by the public and have decision-making authority, the power to designate management, the ability to significantly influence operations, and the primary accountability for fiscal matters.

The financial statements of the Pottsville Area School District have been prepared in conformity with accounting principles generally accepted in the United States of America (GAAP) as applied to local government units. The Governmental Accounting Standards Board (GASB) is the accepted standard-setting body for establishing governmental accounting and financial reporting principles. The more significant accounting policies of the District are described below.

In June 1999, the Governmental Accounting Standards Board (GASB) approved Statement No. 34, Basic Financial Statements-and Management's Discussion and Analysis -for State and Local Governments.

The financial statements include:

- Management's Discussion and Analysis (MDA), providing an analysis of the District's overall financial position and results of operations.
- Financial statements prepared using full-accrual accounting for all of the District's activities.
- A change in the fund financial statements to focus on major funds

OTHER POSTEMPLOYMENT BENEFIT OBLIGATIONS

During the year ended June 30, 2019, the District adopted the provisions of GASB Statement No. 74, "*Financial Reporting for Postemployment Benefits Plan other than Pension Plan*" and GASB Statement No. 75, "*Accounting and Financial Reporting for Post-Employment Benefits Other than Pensions.*" This statement provides the accounting and reporting requirements for the benefit plans as well as require that public sector employers accrue the cost of any postretirement healthcare or similar benefits (OPEB) they may offer to employees. For the purpose of the financial statements, GASB Statement No. 75 requires that governments account for and report the annual cost of OPEB and the outstanding obligations and commitments related to OPEB in the same manner as they currently do for pensions. Accordingly, the District's net OPEB obligations are reported on the statement of net assets.

POTTSVILLE AREA SCHOOL DISTRICT
NOTES TO FINANCIAL STATEMENTS - continued
FOR THE YEAR ENDED JUNE 30, 2022

NOTE 1 - SUMMARY OF SIGNIFICANT ACCOUNTING POLICIES - continued

REPORTING ENTITY

The District is not a component unit of any other primary government.

BASIS OF PRESENTATION

District-wide statements - The statement of net assets and the statement of activities provide information about the financial activities of the overall district, except for fiduciary activities. Eliminations have been made to minimize the double counting of internal activities. These statements distinguish between the governmental and business-type activities of the District. Governmental activities generally are financed through taxes, intergovernmental revenues, and other non-exchange transactions. Business-Type activities are financed in whole or in part by fees charged to external parties.

The statement of activities presents a comparison between direct expenses and program revenues for each business-type activity of the District and for each function of the District's governmental activities.

- Direct Expenses are those that are clearly identifiable with a specific program.
- Program revenues include 1) charges to students or recipients who purchase, use or directly benefit from goods, services or privileges provided by a given function and 2) grants and contributions that are restricted to meeting the operational or capital requirements of a particular function.
- Taxes and other items not properly included among program revenues are reported as general revenues.

Depreciation expense can be specifically identified by function and is included in the direct expenses of each function. Interest on general long-term debt is considered an indirect expense and is reported separately on the Statement of Activities. The effect of interfund activity has been removed from these statements.

POTTSVILLE AREA SCHOOL DISTRICT
NOTES TO FINANCIAL STATEMENTS - continued
FOR THE YEAR ENDED JUNE 30, 2022

NOTE 1 - SUMMARY OF SIGNIFICANT ACCOUNTING POLICIES - continued

BASIS OF PRESENTATION - continued

Fund Financial Statements - The fund financial statements provide information about the District's funds, including fiduciary funds. Separate statements for each fund category - *governmental, proprietary and fiduciary*-are presented. The emphasis of fund financial statements is on major governmental and enterprise funds, each displayed in a separate column. All remaining governmental and enterprise funds are aggregated and reported as non-major funds.

Proprietary fund operating revenues, such as charges for services result from exchange transactions associated with the principal activity of the fund. Exchange transactions are those in which each party receives and gives up essentially equal values. Non-operating revenues, such as subsidies and investment earnings, result from non-exchange transactions or ancillary activities. Enterprise fund operating revenues are related to charges for food in the District's cafeteria. The primary non-operating revenues are federal nutrition program grants and commodities received from the U.S. Department of Agriculture.

The fiduciary funds are presented in the fiduciary fund financial statements by type (agency). Since by definition these assets are being held for the benefit of a third party and cannot be used to address activities or obligations of the District, these funds are not incorporated into the District-wide statements.

The District reports the following major governmental funds:

General Fund - The General Fund is the District's primary operating fund. It accounts for all financial resources of the District, except those required to be accounted for in another fund.

Capital Reserve Fund - The Capital Reserve Fund is used to account for financial resources to be used for the acquisition or construction of capital items or extraordinary expenditures.

The District reports the following major proprietary fund types:

Food Service Fund - The Food Service Fund is used to account for all financial transactions related to the food service operation.

POTTSVILLE AREA SCHOOL DISTRICT
NOTES TO FINANCIAL STATEMENTS - continued
FOR THE YEAR ENDED JUNE 30, 2022

NOTE 1 - SUMMARY OF SIGNIFICANT ACCOUNTING POLICIES - continued

BASIS OF ACCOUNTING

The district-wide, proprietary, and fiduciary fund financial statements are reported using the economic resources measurement focus. Revenues are recorded when earned and expenses are recorded at the time liabilities are incurred, regardless of when the related cash flows take place. Non-exchange transactions, in which the District gives (or receives) value without directly receiving (or giving) equal value in exchange, include property taxes, grants, and donations. On an accrual basis, revenue from property taxes is recognized in the fiscal year for which the taxes are levied. Revenue from grants and donations is recognized in the fiscal year in which all eligibility requirements have been satisfied.

Governmental funds are reported using the current financial resources measurement focus and the modified accrual basis of accounting. Under this method, revenues are recognized when measurable and available. The District considers all revenues reported in the governmental funds to be available if they are collected within sixty days after year-end. Expenditures are recorded when the related fund liability is incurred, except for principal and interest on general long-term debt, claims and judgments, and compensated absences, which are recognized as expenditures to the extent they have matured. General capital asset acquisitions are reported as expenditures in governmental funds. Proceeds of general long-term liabilities are reported as other financing sources.

BUDGETING

Budgets are adopted on a basis consistent with generally accepted accounting principles. Annual appropriated budgets are adopted for the general fund. Project-length financial plans are used for capital projects funds. All unencumbered budget appropriations, except capital projects, lapse at the end of each fiscal year.

At the fund level, actual expenditures cannot exceed budgeted appropriations; however, with proper approval by the school board, budgetary transfers between accounts can be made. The budgeted financial statements represented in this report reflect the final budget authorization, including all transfers.

POTTSVILLE AREA SCHOOL DISTRICT
NOTES TO FINANCIAL STATEMENTS - continued
FOR THE YEAR ENDED JUNE 30, 2022

NOTE 1 - SUMMARY OF SIGNIFICANT ACCOUNTING POLICIES - continued

DEPOSITS AND INVESTMENTS

The District's cash and cash equivalents are considered to be cash on hand, demand deposits, and short-term investments with original maturities of three months or less from the date of acquisition.

Investments with a maturity of one year or less at the time of purchase are recorded at cost or amortized cost. Those with a maturity of greater than one year are reported at fair value. Changes in the fair value of investments are recorded as investment income.

TAXES ASSESSED

The following is a listing of the taxes assessed along with their respective tax levy:

<u>Tax Type</u>	<u>Millage/Rate</u>	<u>Tax Levy</u>
Real Estate - Schuylkill County	43.53 mills	\$ 12,090,128
Occupation Tax - Act 511	\$123.84/person	1,526,823
Per Capita Tax - Act 511	\$ 5.00/person	60,745
Per Capita Tax - Section 679	\$ 5.00/person	60,745
Total Assessed Valuation		<u>\$ 13,738,441</u>

The following is the tax calendar showing levy date, payment periods and delinquent dates for the above listed taxes:

Levy date	July 1
Discount (2%) payment period	July 1 to August 31
Face payment period	September 1 to October 31
Penalty (10%) payment period	November 1 to December 31
Delinquent date	December 31

Taxes which remain unpaid are classified as delinquent taxes receivable. Revenue from these delinquent taxes that is not collected within 60 days of year-end is deferred in the fund based financial statements because it is not known to be available to finance the operations of the District in the current year. An allowance has been established to recognize the uncollectible portion.

POTTSVILLE AREA SCHOOL DISTRICT
NOTES TO FINANCIAL STATEMENTS - continued
FOR THE YEAR ENDED JUNE 30, 2022

NOTE 1 - SUMMARY OF SIGNIFICANT ACCOUNTING POLICIES - continued

INVENTORY

Inventories are recorded using the consumption method of accounting and consist of purchased food, supplies, and surplus commodities received from the federal government. Food and supply purchases are recorded at invoice cost, computed on a first-in, first-out method. Surplus commodities are stated at standard costs, as determined by the Department of Agriculture. In the fund based financial statements, commodities received are recorded as deferred revenue until consumed.

CAPITAL ASSETS

Capital assets, which include land, buildings and improvements, and furniture and equipment, are reported in the government-wide financial statements. The District defines capital assets as assets with an initial, individual cost of more than \$1,250. Such assets are recorded at historical cost or estimated historical cost if purchased or constructed. Donated capital assets are recorded at estimated fair value at the date of donation.

The cost of normal maintenance and repairs that do not add to the value of the asset or materially extend assets lives are not capitalized.

Major outlays for capital assets and improvements are capitalized as projects are constructed. Interest incurred during construction is not capitalized.

Depreciation is computed using the straight-line method over the following useful lives:

<u>Description</u>	<u>Useful Life</u>
Land	Not Depreciated
Land Improvements	20 years
Buildings and Improvements	15-30 years
Furniture and Equipment	5-15 years
Vehicles	3-15 years

POTTSVILLE AREA SCHOOL DISTRICT
NOTES TO FINANCIAL STATEMENTS - continued
FOR THE YEAR ENDED JUNE 30, 2022

NOTE 1 - SUMMARY OF SIGNIFICANT ACCOUNTING POLICIES - continued

COMPENSATED ABSENCES

Compensated absences are those for which employees receive pay. A liability is recorded through the use of estimates, which apply historical data to current factors. The District maintains records of unused absences and applies current and/or contracted compensation rates to the various types of compensated absences. Sick leave is recorded using the termination payment method, which has no current maximum per employee. The District allows only restricted sabbatical leave and therefore, has no recorded liability in advance of the sabbatical.

ACCRUED LIABILITIES AND LONG-TERM OBLIGATIONS

In government-wide financial statements as well as proprietary fund financial statements, all accrued liabilities and long-term debt are reported as liabilities in the statement of net assets. Bond premiums and discounts are deferred and amortized over the life of the bonds using the straight-line method, which approximates the effective interest method. Bond issuance costs are expensed in period incurred.

In fund financial statements, governmental fund types recognize bond premiums and discounts, as well as bond issuance costs, during the current period. The face amount of debt issued is reported as other financing sources. Premiums received on debt issuances are reported as other financing sources while discounts on debt issuances are reported as other financing uses. Issuance costs, whether or not withheld from the actual debt proceeds received, are reported as debt service expenditures.

FUND EQUITY

In the fund financial statements, governmental funds report designations of fund balance for amounts that are not available for appropriation or are legally restricted by outside parties for a restricted purpose.

NET POSITION

Net assets represent the difference between assets and liabilities in the District-wide financial statements. Net assets invested in capital assets, net of related debt consists of capital assets, net of accumulated depreciation, reduced by the outstanding balance of any long-term debt used to build or acquire the capital assets.

POTTSVILLE AREA SCHOOL DISTRICT
NOTES TO FINANCIAL STATEMENTS - continued
FOR THE YEAR ENDED JUNE 30, 2022

NOTE 1 - SUMMARY OF SIGNIFICANT ACCOUNTING POLICIES - continued

ACCOUNTING STANDARDS ADOPTED IN YEAR ENDED JUNE 30, 2022

GASB Statement No. 87, *Leases* increases the usefulness of governments' financial statements by requiring recognition of certain lease assets and liabilities for leases that previously were classified as operating leases and recognized as inflows of resources or outflows of resources based on payment provisions of the contract. It established a single model for lease accounting based on the foundational principle that leases are financings of the right to use an underlying asset. Under this Statement, a lessee is required to recognize a lease liability and an intangible right-to-use asset, and a lessor is required to recognize a lease receivable and a deferred inflow of resources, thereby enhancing the relevance and consistency of information about the governments' leasing activities.

GASB Statement No. 89, *Accounting for Interest Cost Incurred before the End of a Construction Period*, is effective for the District beginning with its year ending June 30, 2022. This Statement establishes accounting requirements for interest cost incurred before the end of a construction period to enhance the relevance and comparability of information about capital assets and the cost of borrowing for a reporting period and to simplify accounting for interest cost incurred before the end of a construction period.

PENDING CHANGES IN ACCOUNTING PRINCIPLES

GASB Statement No. 91, *Conduit Debt Obligations*, will be effective for the District beginning with its year ending June 30, 2023. This Statement provides a single method of reporting conduit debt obligations by issuers and eliminates diversity in practice.

GASB Statement No. 92, *Omnibus 2020*, will be effective for the District beginning with its year ending June 30, 2022. This Statement enhances comparability in accounting and financial reporting and improves consistency of authoritative literature by addressing practice issues that have been identified during implementation and application of various GASB standards previously issued.

GASB Statement No. 93, *Replacement of Interbank Offered Rates*, will be effective for the District beginning with its year ending June 30, 2022. This Statement will enhance comparability in the application of accounting and financial reporting requirements and will improve the consistency of authoritative literature. As a result, more comparable reporting will improve the usefulness of information for users of state and local government financial statements.

POTTSVILLE AREA SCHOOL DISTRICT
NOTES TO FINANCIAL STATEMENTS - continued
FOR THE YEAR ENDED JUNE 30, 2022

NOTE 2 - DEPOSITS AND INVESTMENTS:

DEPOSITS

Custodial Credit Risk

Custodial credit risk is the risk that in the event of a bank failure, the District's deposits may not be returned. The District does not have a policy for custodial credit risk on deposits. At June 30, 2022, the carrying amount of the District's deposits were \$14,356,976. and the bank balance was \$14,562,433. Of the bank balance \$554,436. was covered by federal depository insurance, and \$13,394,210. was exposed to custodial credit risk because it was uninsured and the collateral held by the depository's agent was not in the District's name. The District is secured under Act 72 as required by the Commonwealth of Pennsylvania primarily by a pledged pool of securities.

A portion of the District's deposits (\$613,787.) are in the Pennsylvania School District Liquid Asset Fund (PSDLAF). Although not registered with the Securities and Exchange Commission and not subject to regulatory oversight, PSDLAF acts like a money market mutual fund in that its objective is to maintain a stable net asset value of \$1. per share, is rated by a nationally recognized statistical rating organization, and is subject to an independent annual audit.

INVESTMENTS

Statutes authorize the District to invest in U.S. Treasury bills, time or share accounts of institutions insured by the Federal Deposit Insurance Corporation or Federal Savings and Loan Insurance Corporation or in certificates of deposit when they are secured by proper bond or collateral, repurchase agreements, state treasurer's investment pools or mutual funds. As of June 30, 2022, the District had no investments. Investments classified as U.S. agencies are securities of agencies of the U.S. government that have an implied but not explicit guarantee.

Although not registered with the Securities and Exchange Commission and not subject to regulatory oversight, PSDLAF, PLGIT and INVEST act like money market mutual funds in that their objective is to maintain a stable net asset value of \$1. per share, is rated by a nationally recognized statistical rating organization and is subject to an independent annual audit.

POTTSVILLE AREA SCHOOL DISTRICT
NOTES TO FINANCIAL STATEMENTS – continued
FOR THE YEAR ENDED JUNE 30, 2022

NOTE 2 - DEPOSITS AND INVESTMENTS – continued

Interest Rate Risk

The District does not have a formal investment policy that limits investment maturities as a means of managing its exposure to fair value losses arising from increasing interest rates. It is the practice of the District to limit its interest rate risk by investing in securities with maturity dates under one year.

Custodial Credit Risk

For an investment, custodial credit risk is the risk that, in the event of the failure of the counterparty, the District will not be able to recover the value of its investments or collateral security that are in the possession of an outside party. The District has no investments subject to custodial credit risk.

Credit Risk

The District has no investment policy that would limit its investment choices to those with certain credit ratings. As of June 30, 2022, PSDLAF, PLGIT, INVEST, FHLBs, FHLMCs, and FNMA were rated as AAA by a nationally recognized statistical rating organization.

Concentration Risk

The District does not have a policy that would limit the amount it may invest in any one issuer.

POTTSVILLE AREA SCHOOL DISTRICT
NOTES TO FINANCIAL STATEMENTS - continued
FOR THE YEAR ENDED JUNE 30, 2022

NOTE 3 - CAPITAL ASSETS:

A summary of capital asset activity during the fiscal year follows:

	<u>Balance</u> <u>June 30, 2021</u>	<u>Net Additions</u> <u>(Deductions)</u>	<u>Balance</u> <u>June 30, 2022</u>
Governmental Activities:			
Capital Assets, Not Being Depreciated	\$ 0	\$ 0	\$ 0
Total Capital Assets, Not Being Depreciated	0	0	0
Capital Assets, Being Depreciated/Amortized:			
Land and Site Improvements	1,698,483	0	1,698,483
Buildings and Improvements	22,801,998	21,063	22,823,061
Furniture, Equipment, and Vehicles	5,436,141	(57,679)	5,378,462
Leased Assets	<u>1,034,357</u>	<u>0</u>	<u>1,034,357</u>
Total Capital Assets, Being Depreciated	30,970,979	(36,616)	30,934,363
Accumulated Depreciation/Amortization For:			
Land and Site Improvements	(1,560,929)	(10,745)	(1,571,674)
Buildings and Improvements	(14,389,353)	(582,138)	(14,971,491)
Furniture, Equipment, and Vehicles	(4,587,219)	(93,703)	(4,680,922)
Leased Assets	<u>(173,320)</u>	<u>(206,872)</u>	<u>(380,192)</u>
Total Accumulated Depreciation/Amortization	(20,710,821)	(893,458)	(21,604,279)
Construction in progress	<u>0</u>	<u>421,964</u>	<u>421,964</u>
Governmental Activities - Capital Assets, Net	<u>\$ 10,260,158</u>	<u>\$ (508,110)</u>	<u>\$ 9,752,048</u>
Business-type Activities:			
Furniture/Equipment	\$ 683,710	0	\$ 683,710
Less: Accumulated Depreciation	<u>(675,322)</u>	<u>(1,382)</u>	<u>(676,704)</u>
Business-type Activities - Capital Assets, Net	<u>\$ 8,388</u>	<u>\$ (1,382)</u>	<u>\$ 7,006</u>

Depreciation/amortization expense was charged to functions of the District as follows:

Governmental Activities	
Unallocated	\$ 802,450
Instructional	262,277
Support services	4,407
Non-instructional services	987
Student Transportation	3,862
Student Activities	<u>3,600</u>
Total Governmental Activities	1,077,583
Business-Type Activities	
Food Service	<u>1,382</u>
Total Depreciation Expense	<u>\$ 1,078,965</u>

POTTSVILLE AREA SCHOOL DISTRICT
NOTES TO FINANCIAL STATEMENTS - continued
FOR THE YEAR ENDED JUNE 30, 2022

NOTE 4 - CHANGES IN GENERAL LONG-TERM DEBT:

A summary of General Long-Term Debt is as follows:

	Compensated Absences	General Obligation Bonds/Notes	Extended Term Leases/ Financings	Net PSERS Pension Liability	Other Post Employment Benefits	Total
Balance - July 1, 2021	\$ 732,729	\$ 4,622,240	\$ 2,468,222	\$ 59,038,000	\$ 4,517,693	\$ 71,378,884
Additions	0	1,000,000	810,700	0	0	1,810,700
Principal Reductions	(34,501)	(235,024)	(947,071)	(15,928,000)	(121,127)	(17,265,723)
Balance - June 30, 2022	<u>\$ 698,228</u>	<u>\$ 5,387,216</u>	<u>\$ 2,331,851</u>	<u>\$ 43,110,000</u>	<u>\$ 4,396,566</u>	<u>\$ 55,923,861</u>
Due Within One Year	<u>\$ 75,000</u>	<u>\$ 505,856</u>	<u>\$ 941,890</u>	<u>\$ 0</u>	<u>\$ 0</u>	<u>\$ 1,522,746</u>

COMPENSATED ABSENCES

General Long-Term Debt includes a liability of \$698,228., which represents the amounts of compensated absences computed by using unused sick days. If an employee separates from service for reasons other than sickness or retirement, no payout is required. If an employee retires with unused compensated absences, the payout policy is as follows:

Emergency and personal - no payout

Vacation (administrative personnel) – no payout

Sickness - payout is based on the number of sick days accumulated at time of retirement with payment per day ranging from \$35/day to \$90/day depending upon the number of days accrued with no maximum per professional employee.

Nonprofessional employees - payout is based on the number of sick days accumulated at time of retirement with payment per day of \$25/day. Depending upon the number of days accrued are subject to a minimum payout of \$500 or \$700 depending upon years of service with the District, and maximum payout of either 150 or 200 days depending on years of service with the District.

POTTSVILLE AREA SCHOOL DISTRICT
NOTES TO FINANCIAL STATEMENTS - continued
FOR THE YEAR ENDED JUNE 30, 2022

NOTE 4 - CHANGES IN GENERAL LONG-TERM DEBT - continued

LEASES – GASB 87

Leases – GASB 87 are comprised of the following agreements:

Pottsville School District Solar Partners LLC

On November 1, 2020, the District entered into an Operating lease with the Pottsville School District Solar Partners LLC which is subject to recording under GASB 87. The initial recorded lease asset/liability was \$898,613. for the usage of a solar energy array system installed on various District buildings. Initial terms require 5 years of monthly payments ranging from \$15,583.33 to \$16,216.08 per month thru October 2025. The system is then available for purchase from the Lessor, or the lease can be extended.

\$ 615,764

Docusense

On January 15, 2018, the District entered into an Operating lease with Docusense which is subject to recording under GASB 87. The initial recorded lease asset/liability was \$30,457. for the usage of 2 Printers. Terms require 60 monthly payments of \$538.52 thru January 2023.

\$ 3,740

Fraser Lease

On October 20, 2020, the District entered into an Operating lease with Fraser Leasing which is subject to recording under GASB 87. The initial recorded lease asset/liability was \$105,286. for the usage of 8 Xerox and 2 other printers. Terms require 60 monthly payments of \$1,861.60 thru October 2025.

\$ 50,673

POTTSVILLE AREA SCHOOL DISTRICT
NOTES TO FINANCIAL STATEMENTS - continued
FOR THE YEAR ENDED JUNE 30, 2022

NOTE 4 - CHANGES IN GENERAL LONG-TERM DEBT - continued

EXTENDED TERM FINANCINGS

Extended term financings are comprised of the following agreements:

Banc of America Public Capital Corp

On May 14, 2013, the District entered into a Capital Lease with Banc of America Public Capital Corp in the amount of \$3,200,977. to finance a Honeywell energy contract in the amount of \$1,185,000. The balance of the funds (\$2,015,977.) was utilized to satisfy the CITI Capital Lease identified above. Terms require 193 monthly payments ranging from \$8,041.17 to \$32,172.93 including interest at 4.504% per annum through May 14, 2029.

\$ 705,865

AFS Education Finance

On May 15, 2019, the District entered into a Capital Lease with Apple Financial Services Education Finance in the amount of \$1,351,397.63. for the acquisition of various computer equipment. Terms require 4 annual payments of \$351,425.57 including interest at 2.29% per annum through September 1, 2022.

\$ 343,539

POTTSVILLE AREA SCHOOL DISTRICT
NOTES TO FINANCIAL STATEMENTS - continued
FOR THE YEAR ENDED JUNE 30, 2022

NOTE 4 - CHANGES IN GENERAL LONG-TERM DEBT - continued

EXTENDED TERM FINANCING – continued

Dell Financial Services

On October 1, 2019, the District entered into a Capital Lease with Dell Financial Services in the amount of \$206,878. for the acquisition of various computer equipment. Terms require 4 annual payments of \$45,388.95 including interest at 4.75% per annum through October 1, 2023.

\$ 84,570

Santander Bank N.A.

On September 25, 2020, the District entered into a Capital Lease with Santander Bank N.A. in the amount of \$1,093,000. for the acquisition of 25 School Buses. Terms require 2 annual payments of \$283,000. and a final payment of \$527,700. including interest through October 10, 2022.

\$ 527,700

GENERAL OBLIGATION BONDS/NOTES

General Obligation Bonds - Series of 2021

On March 2, 2021, the District issued \$4,585,000. of General Obligation Bonds - Series of 2021 for the purpose of refunding the Series of 2012 and 2016 Bonds issue and to pay the costs of issuance. Interest rates range from .42% through 4.00%. Annual installments as set fourth below are required to provide for payment of principal and interest through May 2031.

\$ 4,160,000

POTTSVILLE AREA SCHOOL DISTRICT
NOTES TO FINANCIAL STATEMENTS - continued
FOR THE YEAR ENDED JUNE 30, 2022

NOTE 4 - CHANGES IN GENERAL LONG-TERM DEBT – continued

GENERAL OBLIGATION BONDS/NOTES - continued

General Obligation Note - Series of 2021

On August 1, 2021, the District issued a \$1,000,000. General Obligation Note for the purpose of providing temporary funding pending receipt of \$1,000,000 of funds from the Redevelopment Assistance Capital Program (RACP). Interest is payable monthly at a fixed rate of 2.35% over the term of the Note. The term of the Note is for 3 years from date of issuance and is secured by a pledge of the Districts' full faith, credit, and taxing power. There is a final payment due of \$1,000,000. on August 1, 2024. As of the date of this report \$1,000,000. has been drawn and is outstanding on this Note.

\$ 1,000,000

General Obligation Note of 2018

On June 22, 2018 the District obtained a General Obligation Note from Mid Penn Bank in the maximum amount of \$315,000 for the purpose of funding renovation costs at the Schuylkill Technology Center. Terms of repayment commencing July 22, 2018 are 12 monthly payments of interest only at 3.90%, then 108 monthly payments of principal and interest at the rate of 3.90%, then 60 monthly payments of principal and interest at 80% of WSJ prime rate with a cap of 5.00%. The final payment is due June 23, 2033.

\$ 227,216

NET PSERS PENSION LIABILITY:

During the year ended June 30, 2022 the District, in conformity with GASB 68 recorded its share of the Net PSERS pension liability. At June 30, 2022 the Districts' share of the liability is \$43,110,000. See Note 16 for more information.

POTTSVILLE AREA SCHOOL DISTRICT
NOTES TO FINANCIAL STATEMENTS - continued
FOR THE YEAR ENDED JUNE 30, 2022

NOTE 4 - CHANGES IN GENERAL LONG-TERM DEBT – continued

OTHER POST EMPLOYMENT BENEFITS

The District also provides other postemployment benefits as more fully discussed in Notes 14 and 17. Total liability at June 30, 2022 was \$4,396,566.

A summary of Long-Term Debt principal maturities and interest requirements follows:

Year Ending June 30,	General Obligation Bonds/Notes	Extended Term Leases/ Financing Agreements	Total
2023	\$ 639,702	\$ 998,904	\$ 1,638,606
2024	649,916	620,833	1,270,749
2025	1,652,971	310,818	1,963,789
2026	654,625	177,682	832,307
2027	656,825	116,328	773,153
2028-2032	1,667,601	233,000	1,900,601
2033	26,450	0	26,450
Subtotal	5,948,090	2,457,565	8,405,655
Less: Interest Expense	(560,874)	(125,714)	(686,588)
Principal Outstanding	\$ 5,387,216	\$ 2,331,851	\$ 7,719,067

POTTSVILLE AREA SCHOOL DISTRICT
NOTES TO FINANCIAL STATEMENTS - continued
FOR THE YEAR ENDED JUNE 30, 2022

NOTE 5 - RISK MANAGEMENT AND LITIGATION:

The District is exposed to various risks of losses related to torts; theft of, damage to, and destruction of assets errors and omissions; injuries to employees; and natural disasters. The District maintains coverage from commercial insurance companies to cover these risks of loss.

NOTE 6 - OTHER DISCLOSURE - JOINT SECONDARY PROGRAM MANAGEMENT AGREEMENT:

On July 1, 1991, the Saint Clair Area School District and the Pottsville Area School District entered into an agreement which provides for the education of grades 9 through 12 of the Saint Clair Area School District at the Pottsville Area High School. The agreement had been officially ratified by both School Boards.

Significant agreement provisions were:

- (1) Agreement duration - Unless terminated early, as set forth below, the agreement is in force for a period of (5) five years, commencing on July 1, 1991 and ending June 30, 1997. The agreement will automatically renew subject to limitations thereafter.
- (2) Termination provisions - The agreement will remain in effect for a minimum period of five (5) years and is not subject to termination during this period except by written consent of **both** parties. After this period, **either** party may terminate the agreement by giving written notice to the other at least one (1) year prior to the beginning of the school year of intended termination.
- (3) Tuition payments - The Saint Clair Area School District will pay to Pottsville Area for those students who attend school in Pottsville Area tuition payments which will be calculated in accordance with Section 2561 of the Public School Code (as amended). Payment terms provide for estimated monthly payments based on the annual joint program budget with a final reconciliation being done in May with the final payment being due on or before June 30.
- (4) Transportation - The Saint Clair Area School District shall arrange and pay for transportation to and from Pottsville Area.
- (5) Joint School Committee - The program shall be directed by a joint school committee appointed by both School Boards. The committee shall consist of four (4) members elected from the Pottsville Area Board of Directors and one (1) member elected from the Saint Clair Board of Directors.

POTTSVILLE AREA SCHOOL DISTRICT
NOTES TO FINANCIAL STATEMENTS - continued
FOR THE YEAR ENDED JUNE 30, 2022

NOTE 6 - OTHER DISCLOSURE - JOINT SECONDARY PROGRAM MANAGEMENT AGREEMENT - continued

On October 20, 1993, the Saint Clair Area School District and the Pottsville Area School District entered into an extension agreement which will extend the original agreement for an additional five (5) year term extending through and including the 2000-2001 school year. The agreement shall remain in effect for such extended five (5) year period and shall not be subject to termination during such five (5) year extension period, except by the formal action and written consent of **both** parties. After this period, the agreement shall be automatically renewed unless one party indicates its desire to terminate such agreement at least one (1) year prior to the start of the last year as indicated under this extension agreement. The agreement shall continue to be automatically renewable thereafter for a period of one (1) year or as otherwise agreed to by both parties unless **either** party cancels by giving the other party written notice at least one (1) year prior to the termination of any such renewal period.

On October 7, 2015 the District's entered into an updated agreement for the education of St Clair's 9th thru 12th grade students at Pottsville for a 10-year period starting with the 2015/2016 school year. St Clair agrees to pay Pottsville an annual tuition payment of \$1,600,000 in 10 equal monthly payments. The agreement provides for several potential adjustments to this amount including a provision for any changes in regard to the formula used by the Commonwealth of Pennsylvania for the Basic Education Subsidy and/or the Special Education Subsidy, and a provision for payment by St Clair for special education costs that exceed \$25,000 for any St Clair student. If a merger between both Districts is not reached prior to the end of this agreement, and if notification of this fact is given by either district two years prior to the end of the agreement, both parties agree to negotiate in good faith to extend this agreement. If such notification is not given by either district at least two years prior to the end of the agreement, the agreement will continue until a two-year notification is given by either district.

Total tuition paid to the District for the year ended June 30, 2022 was \$1,600,000.

NOTE 7 - BUDGETARY INFORMATION:

No budget versus actual comparison for the Capital Reserve Fund has been displayed in the accompanying financial statements as no budget is required nor was adopted for this fund.

POTTSVILLE AREA SCHOOL DISTRICT
NOTES TO FINANCIAL STATEMENTS - continued
FOR THE YEAR ENDED JUNE 30, 2022

NOTE 8 - INTERFUND ACTIVITY:

A summary of net interfund accounts receivable (payable), all which are considered current and relate to state subsidy transfers, at June 30, 2022 is as follows:

Fund	Receivable (Payable)
General Fund	\$ 109,352
Cafeteria Fund	\$ (109,352)

NOTE 9 - GASB STATEMENT NO. 54:

On June 15, 2010, the Governmental Accounting Standards Board (GASB) issued GASB Statement No. 54 (Fund Balance Reporting and Governmental Fund Type Definitions). This Statement defines the different types of fund balances that a governmental entity must use for financial reporting purposes.

GASB-54 establishes criteria for classifying fund balances into specifically defined classifications that should be based on hierarchy that reflects the extent to which the government is bound to honor constraints on how those funds can be spent. Established classifications are as follows:

Nonexpendable – Amounts that cannot be spend because they are either in a non-spendable form or are legally or contractually required to be maintained intact.

Restricted – Amounts constrained to be used for a specific purpose stipulated by constitution, external resource providers or through enabling legislation.

Committed – Amounts constrained to be used for a specific purpose determined by a formal action of the School District Board of Directors (the district's highest level of decision-making authority).

Assigned – Amounts intended to be used for a specific purpose by the finance committee or an individual authorized by the governing body.

Unassigned – Residual amounts available for any purpose not contained in other classifications.

The District assigned fund balance is fund balance reporting occurring by the School Board Administration Authority, under the direction of the Business Manager.

POTTSVILLE AREA SCHOOL DISTRICT
NOTES TO FINANCIAL STATEMENTS - continued
FOR THE YEAR ENDED JUNE 30, 2022

NOTE 9 - GASB STATEMENT NO. 54 – continued

ORDER OF FUND BALANCE SPENDING POLICY

The District's policy is to apply expenditures against non-spendable fund balance, restricted fund balance, committed fund balance, assigned fund balance, and unassigned fund balance at the end of the fiscal year by adjusting entries.

First, non-spendable fund balances are determined. Then, restricted fund balances for the non-general funds are classified as restricted fund balance.

It is possible for the non-general funds to have negative unassigned fund balance when non-spendable amounts plus the restricted fund balances for specific purpose amounts exceed the positive fund balance for the non-general fund.

BALANCE SHEET - GOVERNMENTAL FUNDS
JUNE 30, 2022

	<u>General</u>	<u>Capital Reserve</u>	<u>Total Governmental Funds</u>
EQUITY			
Nonspendable	\$ 0	\$ 0	\$ 0
Restricted for Capital	0	1,113,787	1,113,787
Restricted for Scholarships	880,403	0	880,403
Assigned	6,628,275	0	6,628,275
Committed	0	0	0
Unassigned	3,744,563	0	3,744,563
TOTAL FUND BALANCE	<u>\$ 11,253,241</u>	<u>\$ 1,113,787</u>	<u>\$ 12,367,028</u>

POTTSVILLE AREA SCHOOL DISTRICT
NOTES TO FINANCIAL STATEMENTS - continued
FOR THE YEAR ENDED JUNE 30, 2022

NOTE 10 - RELATED ORGANIZATIONS:

On August 19, 2015, the District revised its policy in regard to Booster Clubs. Effective with this revision, the District High School Athletic Office will administer all financial deposits and disbursements for all Booster clubs in a manner similar to the procedures utilized for District student activity accounts. Each booster club was required to close their individual bank accounts and submit the funds to the District no later than September 30, 2015. An individual "account" was established for each Booster Club in order to segregate each Club's activity and available funds. The Booster Club accounts are reflected in the Districts' financial statement as part of the Fiduciary Activity (Custodial) Funds.

NOTE 11 - CONTINGENCY – SHAMOKIN AREA SCHOOL DISTRICT:

Occasionally, there are students attributable to the District that are attending Northwestern Academy (NWA), which is located in the Shamokin Area School District (SASD). The District is responsible for paying tuition invoiced by SASD for students who attended NWA during the applicable year. In prior years the SASD had invoiced for both tuition and rental payments for the NWA. However, the District believed that the assessing of amounts for rental payments is not an appropriate expense. This position has been taken by the majority of the School Districts that have students at NWA. NWA and SASD have been involved in dialogue with the PA Department of Education (PDE) in an effort to determine the allowability of this rental charge, but have not come to an agreement. The District has estimated that its potential exposure for this rental liability if upheld is approximately \$66,011. This has not been accrued as the ultimate outcome of PDE's decision is unknown and presently payment is uncertain. During the current year the District did not receive any correspondence from either PDE or the SASD in regard to a final determination of this issue.

POTTSVILLE AREA SCHOOL DISTRICT
NOTES TO FINANCIAL STATEMENTS - continued
FOR THE YEAR ENDED JUNE 30, 2022

NOTE 12 – OTHER DISCLOSURE – GILLINGHAM CHARTER SCHOOL CHARTER RENEWAL:

Pursuant to the Charter School Law (CSL), 24 Pa. C.S.A. 17-1701-A, et seq., the Board of Education of the School District of Pottsville (“School District”) granted a charter to Gillingham Charter School (“Gillingham” or “Charter School”) to operate a charter school from July 1, 2011 until June 30, 2016.

In 2015, the Charter School applied for renewal of the Charter for an additional five-year term and by Resolution dated December 2, 2015, the School District Board of School Directors notified Gillingham Charter School that the Charter School’s Charter not be renewed.

In compliance with Section 1729-A of the Charter School Law, the Board of Directors of the Pottsville Area School District issued a notice of non-renewal by Resolution dated December 2, 2015 setting forth the reasons why the Charter School’s Charter should not be renewed, scheduling a hearing in this matter and authorizing the appointment of a hearing officer to conduct a hearing.

A hearing officer was appointed and held public hearings on April 18, 19, 20, 21, 25, 26, 2016 and May 3, 4, 12, 19, 23, 2016, during which testimony and exhibits were received regarding the recommended non-renewal. A 30-day public comment period was provided following the conclusion of the hearings. Pursuant to the Charter School Law, the Charter School was permitted to remain in operation beyond July 6, 2016, pending the outcome of those proceedings.

On June 28, 2016 the hearing officer submitted a report to the School District’s administration, including Findings of Fact, Conclusions of Law and a proposed adjudication recommending revocation and non-renewal of the Charter. The School District reviewed the Charter School’s request for a renewal, all of the testimony and exhibits admitted during the hearing, the hearing officer’s report, including its findings of fact and conclusions of law, the submissions by all interested counsel, and all public comments received.

The Board of Directors of the Pottsville Area School District denied the Charter School’s request on July 6, 2016 and adopted the hearing officer’s report, its Findings of Fact and Conclusions of Law, as the reasons for this decision.

POTTSVILLE AREA SCHOOL DISTRICT
NOTES TO FINANCIAL STATEMENTS - continued
FOR THE YEAR ENDED JUNE 30, 2022

NOTE 12 – OTHER DISCLOSURE – GILLINGHAM CHARTER SCHOOL CHARTER RENEWAL – continued

The Charter School appealed this decision to the State Charter School Appeal Board (“Appeal Board”), pursuant to the requirement contained in Section 1729-A (f) of the Charter School Law, the Charter shall remain in effect and the Charter School was permitted to remain open pending the conclusion of its appeal before the Appeal Board.

The hearing before the Charter Appeals Board (CAB) took place on July 25, 2017. On September 19, 2017 CAB voted 5-0 to grant Gillingham Charter School’s appeal to award the school another 5-year charter.

On October 25, 2017, the District School Board of Directors was directed to grant the renewal of and sign a Charter for the Gillingham Charter School. On the advice of legal counsel on November 16, 2017 the District indicated it would not be issuing the charter for Gillingham as requested that the CAB issue a standard charter. On December 21, 2017 the District received a letter from the CAB stating that the PA Department of Education Secretary Pedro A. Riveria signed the charter effective commencing July 1, 2017 thru June 30, 2022.

NOTE 13 – DEFICIT EQUITY:

At June 30, 2022, the District’s Cafeteria Fund has an unrestricted deficit in the amount of (\$1,967,760).

POTTSVILLE AREA SCHOOL DISTRICT
NOTES TO FINANCIAL STATEMENTS - continued
FOR THE YEAR ENDED JUNE 30, 2022

NOTE 14 - POSTEMPLOYMENT BENEFITS OTHER THAN PENSIONS – DISTRICT:

PLAN DESCRIPTION

The Pottsville Area School District Retiree Health Care Plan (the Plan) is a single-employer defined benefit healthcare plan administered by the School Board. The Plan provides postemployment healthcare benefits to eligible retirees of the District in accordance with the various labor contracts and personnel policies. Inasmuch as the Plan has no assets, reporting another employee benefit trust fund in the accompanying financial statements is not required nor was a separate or stand-alone report issued.

FUNDING POLICY

The contribution requirements of plan members and the District are established and may be amended by the School Board, subject to applicable labor contracts. Plan members are not required to contribute; however, for the member and the spouse, coverage ceases upon the later of the exhaustion of accumulated sick days at retirement used to obtain health coverage, the exhaustion of an HCA based on accumulated sick days at retirement, or Medicare eligibility. If a retiree runs out of unused sick days prior to reaching Medicare eligibility, they may continue on the District plan by paying 100% of premiums.

For 2022, the District made no contributions and instead elected to continue funding on a *pay-as-you-go* basis, which amounted to \$139,849. for 2022. These costs are recognized as an expense when claims or premiums are paid.

POTTSVILLE AREA SCHOOL DISTRICT
NOTES TO FINANCIAL STATEMENTS - continued
FOR THE YEAR ENDED JUNE 30, 2022

NOTE 14 - POSTEMPLOYMENT BENEFITS OTHER THAN PENSIONS – DISTRICT-continued

Plan Membership

Inactive plan member or beneficiaries currently receiving benefits	14
Inactive plan members entitled to but not yet receiving benefits	0
Active plan members	<u>261</u>
	<u>275</u>

Components of the net OPEB liability

Total OPEB liability	\$ 1,913,566
Plan fiduciary net position	<u>0</u>
Net OPEB Liability	<u>\$ 1,913,566</u>

Plan fiduciary net position of the total OPEB liability 0.00%

Sensitivity of the Net OPEB liability to changes in the discount rate

	1.00% Decrease 1.28%	Current Discount Rate 2.28%	1.00% Increase 3.28%
Net OPEB liability (asset)	<u>\$ 2,044,388</u>	<u>\$ 1,913,566</u>	<u>\$ 1,789,488</u>

Sensitivity of the net OPEB liability to changes in the healthcare cost trend rates

	6.00% decreasing to 5.00%	Healthcare cost Trend Rate 6.00%	6.00% increasing to 7.00%
Net OPEB liability (asset)	<u>\$ 1,704,814</u>	<u>\$ 1,913,566</u>	<u>\$ 2,163,827</u>

POTTSVILLE AREA SCHOOL DISTRICT
NOTES TO FINANCIAL STATEMENTS - continued
FOR THE YEAR ENDED JUNE 30, 2022

NOTE 14 - POSTEMPLOYMENT BENEFITS OTHER THAN PENSIONS - DISTRICT-continued

ACTUARIAL METHODS AND ASSUMPTIONS

Actuarial valuations of an ongoing plan involve estimates of the value of reported amounts and assumptions about the probability of potential occurrences of certain events in the future. Examples include assumption about future employment, mortality, healthcare costs trends, inflation, etc. Amounts determined regarding the funded status of the plan and the annual required contributions of the District are subject to constant changes and modifications as actual results are compared with past expectations and new estimates and assumptions are formed regarding the future. Projections of retiree benefits for financial reporting purposes are based on current plan activities as it is handled by the District and the benefits are received by the eligible plan members and include the types of benefits provided at the time of each valuation and the historical pattern of sharing of benefit costs between the District and plan members. The actuarial methods and assumptions used include techniques that are designed to reduce the effects of short-term volatility in actuarial accrued liabilities and the actuarial value of assets, consistent with the long-term perspective of the calculations.

In the July 1, 2021 actuarial valuation, the individual entry age normal actuarial cost method was used. There were also merit and seniority salary rate increase assumptions taken into consideration and those are detailed in the actuarial study and are based on age. There was also an inflationary rate assumption factored into the calculation. Per the actuarial study, the assumed rate ranges from 10% in the short-term to 5% in the long-term for health care related costs. The UAAL is being amortized as a level percentage of active member payroll over a period of 20 years.

OPEB Liabilities, OPEB Expense, and Deferred Outflows of Resources and Inflows of Resources Related to OPEB

For the year ended June 30, 2022, the District recognized OPEB expense of \$139,849. At June 30, 2022, the District reported deferred outflows of resources and deferred inflows of resources related to OPEB as follows:

	<u>Deferred Outflows of Resources</u>	<u>Deferred Inflows of Resources</u>
Totals	\$ <u>119,617</u>	\$ <u>1,121,183</u>

POTTSVILLE AREA SCHOOL DISTRICT
NOTES TO FINANCIAL STATEMENTS - continued
FOR THE YEAR ENDED JUNE 30, 2022

NOTE 14 - POSTEMPLOYMENT BENEFITS OTHER THAN PENSIONS - DISTRICT-continued

The amounts reported as deferred outflows of resources and deferred inflows of resources related to OPEB will be recognized in OPEB expense (income) as follows:

Year Ending June 30,	Estimated Amount
2023	\$ (107,005)
2024	(107,005)
2025	(107,005)
2026	(107,005)
2027	(107,005)
Thereafter	(466,541)
Total Deferred Outflows/ Inflows of Resources	\$ (1,001,566)

NOTE 15 – EMPHASIS OF A MATTER:

Restatement of Net Position and Fund Balance Beginning Balances:

As of July 1, 2021, the District implemented Government Governmental Accounting Standards Statement GASB No. 87, Leases. The implementation of GASB 87 increases the usefulness of governments' financial statements by requiring recognition of certain lease assets and liabilities for leases that previously were classified as operating leases and recognized as inflows of resources or outflows of resources based on payment provisions of the contract. It established a single model for lease accounting based on the foundational principle that leases are financings of the right to use an underlying asset. Under this Statement, a lessee is required to recognize a lease liability and an intangible right-to-use asset, and a lessor is required to recognize a lease receivable and a deferred inflow of resources, thereby enhancing the relevance and consistency of information about the governments' leasing activities. This change resulted in a restatement of government-wide net position and governmental fund balance decreasing by \$(7,816) with Net Leased Assets balance increasing by \$861,037 and Lease liabilities increasing by (\$868,853).

POTTSVILLE AREA SCHOOL DISTRICT
NOTES TO FINANCIAL STATEMENTS - continued
FOR THE YEAR ENDED JUNE 30, 2022

NOTE 16 – PENSION:

SUMMARY OF SIGNIFICANT ACCOUNTING POLICIES

PENSIONS

For purposes of measuring the net pension liability, deferred outflows of resources and deferred inflows of resources related to pensions, and pension expense, information about the fiduciary net position of the Public-School Employees' Retirement System (PSERS) and additions to/deductions from PSERS's fiduciary net position have been determined on the same basis as they are reported by PSERS. For this purpose, benefit payments (including refunds of employee contributions) are recognized when due and payable in accordance with the benefit terms investments are reported at fair value.

General Information about the Pension Plan

PLAN DESCRIPTION

PSERS is a governmental cost-sharing, multi-employer defined benefit pension plan that provides retirement benefits to public school employees of the Commonwealth of Pennsylvania. The members eligible to participate in the System include all full-time public-school employees, part-time hourly public-school employees who render at least 500 hours of service in the school year, and part-time per diem public school employees who render at least 80 days of service in the school year in any of the reporting entities in Pennsylvania. PSERS issues a publicly available financial report than can be obtained at www.psers.state.pa.us.

POTTSVILLE AREA SCHOOL DISTRICT
NOTES TO FINANCIAL STATEMENTS - continued
FOR THE YEAR ENDED JUNE 30, 2022

NOTE 16 – PENSION - continued

BENEFITS PROVIDED

PSERS provides retirement, disability, and death benefits. Members are eligible for monthly retirement benefits upon reaching (a) age 62 with at least 1 year of credited service; (b) age 60 with 30 or more years of credited service; or (c) 35 or more years of service regardless of age. Act 120 of 2010 (Act 120) preserves the benefits of existing members and introduced benefit reductions for individuals who become new members on or after July 1, 2011. Act 120 created two new membership classes, Membership Class T-E (Class T-3) and Membership Class T-F (Class T-F). To qualify for normal retirement, Class T-E and Class T-F members must work until age 65 with a minimum of 3 years of service or attain a total combination of age and service that is equal to or greater than 92 with a minimum of 35 years of service. Benefits are generally equal to 2% or 2.5%, depending upon membership class, of the member's final average salary (as defined in the Code) multiplied by the number of years of credited service. For members whose membership started prior to July 1, 2011, after completion of five years of service, a member's right to the defined benefits is vested and early retirement benefits may be elected. For Class T-E and Class T-F members, the right to benefits is vested after ten years of service.

Participants are eligible for disability retirement benefits after completion of five years of credited service. Such benefits are generally equal to 2% or 2.5%, depending upon membership class, of the member's final average salary (as defined in the Code) multiplied by the number of years of credited service, but not less than one-third of such salary nor greater than the benefit the member would have had at normal retirement age. Members over normal retirement age may apply for disability benefits.

Death benefits are payable upon the death of an active member who has reached age 62 with at least one year of credited service (age 65 with at least three years of credited service for Class T-E and Class T-F members) or who has at least five years of credited service (ten years for Class T-E and Class T-F members). Such benefits are actuarially equivalent to the benefit that would have been effective if the member had retired on the day before death.

POTTSVILLE AREA SCHOOL DISTRICT
NOTES TO FINANCIAL STATEMENTS - continued
FOR THE YEAR ENDED JUNE 30, 2022

NOTE 16 – PENSION – continued

CONTRIBUTIONS

Member Contributions:

Active members who joined the System prior to July 22, 1983, contribute at 5.25% (Membership Class T-C or at 6.50% (Membership Class T-D) of the member's qualifying compensation.

Members who joined the System on or after July 22, 1983, and who were active or inactive as of July 1, 2001, contribute at 6.25% (Membership Class T-C) or at 7.50% (Membership Class T-D) of the member's qualifying compensation.

Members who joined the System after June 30, 2001 and before July 1, 2011, contribute at 7.50% (automatic Membership Class T-D). For all new hires and for members who elected Class T-D membership, the higher contribution rates began with service rendered on or after January 1, 2002.

Members who joined the System after June 30, 2011, automatically contributed at the Membership Class T-E rate of 7.50% (base rate) of the member's qualifying compensation. All new hires after June 30, 2011, who elected Class T-F membership, contribute at 10.30% (base rate) of the member's qualifying compensation. Membership Class T-E and Class T-F are affected by a "shared risk" provision in Act 120 of 2010 that in future fiscal years could cause the Membership Class T-E contribution rate to fluctuate between 7.50% and 9.50% and Membership Class T-F contribution rate to fluctuate between 10.30% and 12.30%.

Employer Contributions:

The school district's contractually required contribution rate for fiscal year ended June 30, 2021 was 33.99% of covered payroll, actuarially determined as an amount that, when combined with employee contributions, is expected to finance the costs of benefits earned by employees during the year, with an additional amount to finance any unfunded accrued liability. Contributions to the pension plan from the District were \$4,989,526. for the year ended June 30, 2021.

POTTSVILLE AREA SCHOOL DISTRICT
NOTES TO FINANCIAL STATEMENTS - continued
FOR THE YEAR ENDED JUNE 30, 2022

NOTE 16 – PENSION - continued

PENSION LIABILITIES, PENSION EXPENSE, AND DEFERRED OUTFLOWS OF RESOURCES AND DEFERRED INFLOWS OF RESOURCES RELATED TO PENSIONS

At June 30, 2022, the District reported a liability of \$43,110,000. for its proportionate share of the net pension liability. The net pension liability was measured as of June 30, 2021, and the total pension liability used to calculate the net pension liability was determined by rolling forward the System’s total pension liability as of June 30, 2020 to June 30, 2021. The District’s proportion of the net pension liability was calculated utilizing the employer’s one-year reported covered payroll as it relates to the total one-year reported covered payroll. At June 30, 2022, the District proportion was .1050%, which was a decrease of .0149% from its proportion measured as of June 30, 2021.

For the year ended June 30, 2022, the District recognized pension expense of \$5,470,031. At June 30, 2022, the District reported deferred outflows of resources and deferred inflows of resources related to pensions from the following sources:

	Deferred Outflows of Resources	Deferred Inflows of Resources
Difference Between Expected and Actual Experience	\$ 32,000	\$ 566,000
Changes in Assumptions	2,091,000	0
Net Difference Between Projected and Actual Investment Earnings	0	6,863,000
Changes in Proportion	0	6,760,000
Difference Between Employer Contributions and Proportionate Share of Total Contributions	0	0
Contributions Subsequent to the Measurement Date	0	0
	\$ 2,123,000	\$ 14,189,000

POTTSVILLE AREA SCHOOL DISTRICT
NOTES TO FINANCIAL STATEMENTS - continued
FOR THE YEAR ENDED JUNE 30, 2022

NOTE 16 – PENSION - continued

PENSION LIABILITIES, PENSION EXPENSE, AND DEFERRED OUTFLOWS OF RESOURCES AND DEFERRED INFLOWS OF RESOURCES RELATED TO PENSIONS - continued

\$2,123,000 reported as deferred outflows of resources related to pensions resulting from District contributions subsequent to the measurement date will be recognized as a reduction of the net pension liability in the year ended June 30, 2022. Other amounts reported as deferred outflows of resources and deferred inflows of resources related to pensions will be recognized in pension expense as follows:

Year Ended June 30,	
2022	\$ (4,066,000)
2023	(3,155,000)
2024	(2,627,000)
2025	<u>(2,218,000)</u>
Total Deferred Outflows/ (Inflows) of Resources	\$ <u>(12,066,000)</u>

The total pension liability at June 30, 2021 was determined by rolling forward the System's total pension liability at June 30, 2020 to June 30, 2021 using the following actuarial assumptions applied to all periods included in the measurement:

- Actuarial cost method – Entry Age Normal – level % of pay.
- Investment return – 7.00%, includes inflation at 2.50%
- Salary Growth – Effective average of 4.50%, comprised of inflation of 2.50% and 2.25% for real wage growth and for merit or seniority increases.
- Mortality rates were based on the RP-2014 Mortality Tables for Males and Females, adjusted to reflect PSERS' experience and projected using a modified version of the MP-2020 Mortality Improvement Scale.

POTTSVILLE AREA SCHOOL DISTRICT
NOTES TO FINANCIAL STATEMENTS – continued
FOR THE YEAR ENDED JUNE 30, 2022

NOTE 16 – PENSION - continued

PENSION LIABILITIES, PENSION EXPENSE, AND DEFERRED OUTFLOWS OF RESOURCES AND DEFERRED INFLOWS OF RESOURCES RELATED TO PENSIONS – continued

ACTUARIAL ASSUMPTIONS – continued

The actuarial assumptions used in the June 30, 2021 valuation were based on the results of an actuarial experience study that was performed for the five-year period ending June 30, 2020.

The long-term expected rate of return on pension plan investments was determined using a building-block method in which best-estimate ranges of expected future real rates of return (expected returns, net of pension plan investment expense and inflation) are developed for each major asset class. These ranges are combined to produce the long-term expected rate of return by weighting the expected future real rates of return by the target asset allocation percentage and by adding expected inflation.

The pension plan’s policy in regard to the allocation of invested plan assets is established and may be amended by the Board. Plan assets are managed with a long-term objective of achieving and maintaining a fully funded status for the benefits provided through the pension.

Asset Class	Target Allocation	Long-Term Expected Real Rate of Return
Global public equity	27.0%	5.2%
Private equity	12.0%	7.3%
Fixed income	35.0%	1.8%
Commodities	10.0%	2.0%
Absolute return	8.0%	3.1%
Infrastructure/MLPs	8.0%	5.1%
Real estate	10.0%	4.7%
Cash	3.0%	0.1%
Leverage	-13.00%	0.1%
	100%	

The above was the Board’s adopted asset allocation policy and best estimates of geometric real rates of return for each major asset class as of June 30, 2021.

POTTSVILLE AREA SCHOOL DISTRICT
NOTES TO FINANCIAL STATEMENTS - continued
FOR THE YEAR ENDED JUNE 30, 2022

NOTE 16 – PENSION - continued

PENSION LIABILITIES, PENSION EXPENSE, AND DEFERRED OUTFLOWS OF RESOURCES AND DEFERRED INFLOWS OF RESOURCES RELATED TO PENSIONS - continued

DISCOUNT RATE

The discount rate used to measure the total pension liability was 7.00%. The projection of cash flows used to determine the discount rate assumed that contributions from plan members will be made at the current contribution rate and that contributions from employers will be made at contractually required rates, actuarially determined. Based on those assumptions, the pension plan's fiduciary net position was projected to be available to make all projected future benefit payments of current plan members. Therefore, the long-term expected rate of return on pension plan investments was applied to all periods of projected benefit payments to determine the total pension liability.

SENSITIVITY OF THE DISTRICT'S PROPORTIONATE SHARE OF THE NET PENSION LIABILITY TO CHANGES IN THE DISCOUNT RATE

The following presents the net pension liability, calculated using the discount rate of 7.00%, as well as what the net position liability would be if it were calculated using a discount rate that is one percentage point lower (6.00%) or one percentage point higher (8.00%) than the current rate:

	1% Decrease 6.00%	Current Discount Rate 7.00%	1% Increase 8.00%
District's proportionate share of the net pension liability	\$ 56,583,000	\$ 43,110,000	\$ 31,744,000

PENSION PLAN FIDUCIARY NET POSITION

Detailed information about PSER's fiduciary net position is available in PSERS Comprehensive Annual Financial Report which can be found on the System's website at www.psers.pa.gov.

POTTSVILLE AREA SCHOOL DISTRICT
NOTES TO FINANCIAL STATEMENTS - continued
FOR THE YEAR ENDED JUNE 30, 2022

NOTE 17 – OTHER POSTEMPLOYMENT BENEFITS – PUBLIC SCHOOL EMPLOYEES’ RETIREMENT SYSTEM (PSERS)

1. Summary of Significant Accounting Policies

Other Postemployment Benefits

For purposes of measuring the net OPEB liability, deferred outflows of resources and deferred inflows of resources related to OPEB, and OPEB expense, information about the fiduciary net position of the Public-School Employees’ Retirement System (PSERS) and additions to/deductions from PSERS’s fiduciary net position have been determined on the same basis as they are reported by PSERS. For this purpose, benefit payments are recognized when due and payable in accordance with the benefit terms. Investments are reported at fair value.

General Information about the Health Insurance Premium Assistance Program

Health Insurance Premium Assistance Program

The System provides Premium Assistance which, is a governmental cost sharing, multiple-employer other postemployment benefit plan (OPEB) for all eligible retirees who qualify and elect to participate. Employer contribution rates for Premium Assistance are established to provide reserves in the Health Insurance Account that are sufficient for the payment of Premium Assistance benefits for each succeeding year. Effective January 1, 2002 under the provisions of Act 9 of 2001, participating eligible retirees are entitled to receive premium assistance payments equal to the lesser of \$100 per month or their out-of- pocket monthly health insurance premium. To receive premium assistance, eligible retirees must obtain their health insurance through either their school employer or the PSERS’ Health Options Program. As of June 30, 2019, there were no assumed future benefit increases to participating eligible retirees.

Premium Assistance Eligibility Criteria

Retirees of the System can participate in the Premium Assistance program if they satisfy the following criteria:

- Have 24½ or more years of service, or
- Are a disability retiree, or
- Have 15 or more years of service and retired after reaching superannuation age, and
- Participate in the HOP or employer-sponsored health insurance program.

POTTSVILLE AREA SCHOOL DISTRICT
NOTES TO FINANCIAL STATEMENTS - continued
FOR THE YEAR ENDED JUNE 30, 2022

**NOTE 17 – OTHER POSTEMPLOYMENT BENEFITS – PUBLIC SCHOOL EMPLOYEES’
RETIREMENT SYSTEM (PSERS) - continued**

Pension Plan description

PSERS is a governmental cost-sharing multiple-employer defined benefit pension plan that provides retirement benefits to public school employees of the Commonwealth of Pennsylvania. The members eligible to participate in the System include all full-time public-school employees, part-time hourly public-school employees who render at least 500 hours of service in the school year, and part-time per diem public school employees who render at least 80 days of service in the school year in any of the reporting entities in Pennsylvania. PSERS issues a publicly available financial report that can be obtained at www.psers.pa.gov.

Benefits provided

Participating eligible retirees are entitled to receive premium assistance payments equal to the lesser of \$100 per month or their out-of-pocket monthly health insurance premium. To receive premium assistance, eligible retirees must obtain their health insurance through either their school employer or the PSERS' Health Options Program. As of June 30, 2021, there were no assumed future benefit increases to participating eligible retirees

Employer Contributions:

The school district's contractually required contribution rate for the fiscal year ended June 30, 2021 was 0.82% of covered payroll, actuarially determined as an amount that, when combined with employee contributions, is expected to finance the costs of benefits earned by employees during the year, with an additional amount to finance any unfunded accrued liability. Contributions to the OPEB plan from the District were \$149,000 for the year ended June 30, 2022.

**2. OPEB Liabilities, OPEB Expense, and Deferred Outflows of Resources and
Deferred Inflows of Resources Related to OPEB**

At June 30, 2022, the District reported a liability of \$2,483,000. for its proportionate share of the net OPEB liability. The net OPEB liability was measured as of June 30, 2021, and the total OPEB liability used to calculate the net OPEB liability was determined by rolling forward the System's total OPEB liability as of June 30, 2020 to June 30, 2021. The District's proportion of the net OPEB liability was calculated utilizing the employer's one-year reported covered payroll as it relates to the total one-year reported covered payroll. At June 30, 2021, the District's proportion was .1048% percent, which was a decrease of .0151% from its proportion measured as of June 30, 2020.

POTTSVILLE AREA SCHOOL DISTRICT
NOTES TO FINANCIAL STATEMENTS - continued
FOR THE YEAR ENDED JUNE 30, 2022

NOTE 17 – OTHER POSTEMPLOYMENT BENEFITS – PUBLIC SCHOOL EMPLOYEES’ RETIREMENT SYSTEM (PSERS) - continued

2. OPEB Liabilities, OPEB Expense, and Deferred Outflows of Resources and Inflows of Resources Related to OPEB- continued

For the year ended June 30, 2022, the District recognized OPEB expense of \$149,000. At June 30, 2022, the District reported deferred outflows of resources and deferred inflows of resources related to OPEB from the following sources:

	<u>Deferred Outflows of Resources</u>	<u>Deferred Inflows of Resources</u>
Difference between expected and actual experience	\$ 23,000	\$ 0
Changes in assumptions	264,000	(33,000)
Net difference between projected and actual investment earnings	5,000	0
Changes in proportion	0	(546,000)
Difference between employer contributions and proportionate share of total contributions	0	0
Contributions subsequent to the measurement date	0	0
Total All Funds	<u>\$ 292,000</u>	<u>\$ (579,000)</u>

\$292,000. reported as deferred outflows of resources related to OPEB resulting from District contributions subsequent to the measurement date will be recognized as a reduction of the net OPEB liability in the year ended June 30, 2022. Other amounts reported as deferred outflows of resources and deferred inflows of resources related to OPEB will be recognized in OPEB expense as follows:

<u>Year Ending June 30,</u>	<u>Estimated Amount</u>
2022	\$ (91,000)
2023	(91,000)
2024	(55,000)
2025	(19,000)
2026	(18,000)
Thereafter	<u>(13,000)</u>
Total Deferred Outflows/ (Inflows) of Resources	<u>\$ (287,000)</u>

POTTSVILLE AREA SCHOOL DISTRICT
NOTES TO FINANCIAL STATEMENTS - continued
FOR THE YEAR ENDED JUNE 30, 2022

**NOTE 17 – OTHER POSTEMPLOYMENT BENEFITS – PUBLIC SCHOOL EMPLOYEES
RETIREMENT SYSTEM (PSERS) - continued**

3. Actuarial Assumptions

The Total OPEB Liability as of June 30, 2021, was determined by rolling forward the System's Total OPEB Liability as of June 30, 2020 to June 30, 2021 using the following actuarial assumptions, applied to all periods included in the measurement, Valuation date June 30, 2020:

- Actuarial cost method - Entry Age Normal - level % of pay.
- Investment return – 2.18% - S&P 20 Year Municipal Bond Rate.
- Salary growth - Effective average of 4.50%, comprised of inflation of 2.50% and 2.00% for real wage growth and for merit or seniority increases.
- Premium Assistance reimbursement is capped at \$1,200 per year.
- Assumed Healthcare cost trends were applied to retirees with less than \$1,200 in premium assistance per year.
- Mortality rates were based on a blend of 50% PubT-2010 and 50% PubG-2010 Retiree Tables for Males and Females adjusted to reflect PSERS' experience and projected using a modified version of the MP-2020 Mortality Improvement Scale.

Participation rate:

- Eligible retirees will elect to participate Pre-age 65 at 50%
- Eligible retirees will elect to participate Post age 65 at 70%

The following assumptions were used to determine the contribution rate:

- The results of the actuarial valuation as of June 30, 2019 determined the employer contribution rate for fiscal year 2021.
- Cost Method: Amount necessary to assure solvency of Premium Assistance through the third fiscal year after the valuation date.
- Asset valuation method: Market Value.
- Participation rate: 63% of eligible retirees are assumed to elect premium assistance.
- Mortality Tables for Males and Females, adjusted to reflect PSERS' experience and projected using a modified version of the MP-2015 Mortality Improvement Scale.

POTTSVILLE AREA SCHOOL DISTRICT
NOTES TO FINANCIAL STATEMENTS - continued
FOR THE YEAR ENDED JUNE 30, 2022

**NOTE 17 – OTHER POSTEMPLOYMENT BENEFITS – PUBLIC SCHOOL EMPLOYEES’
RETIREMENT SYSTEM (PSRES) - continued**

3. Actuarial Assumptions - continued

Investments consist primarily of short-term assets designed to protect the principal of the plan assets. The expected rate of return on OPEB plan investments was determined using the OPEB asset allocation policy and best estimates of geometric real rates of return for each asset class.

The OPEB plan’s policy in regard to the allocation of invested plan assets is established and may be amended by the Board. Under the program, as defined in the retirement code employer contribution rates for Premium Assistance are established to provide reserves in the Health Insurance Account that are sufficient for the payment of Premium Assistance benefits for each succeeding year.

OPEB - Asset Class	Target Allocation	Long-Term Expected Real Rate of Return
Cash	79.8%	0.1%
US Core Fixed Income	17.5%	0.7%
US Developed Fund	2.7%	-0.3%
	100.0%	

The above was the Board’s adopted asset allocation policy and best estimates of geometric real rates of return for each major asset class as of June 30, 2021.

Discount rate

The discount rate used to measure the Total OPEB Liability was 2.18%. Under the plan’s funding policy, contributions are structured for short term funding of Premium Assistance. The funding policy sets contribution rates necessary to assure solvency of Premium Assistance through the third fiscal year after the actuarial valuation date. The Premium Assistance account is funded to establish reserves that are sufficient for the payment of Premium Assistance benefits for each succeeding year. Due to the short-term funding policy, the OPEB plan’s fiduciary net position was not projected to be sufficient to meet projected future benefit payments, therefore the plan is considered a “pay-as-you-go” plan. A discount rate of 2.18% which represents the S&P 20-year Municipal Bond Rate at June 30, 2021, was applied to all projected benefit payments to measure the total OPEB liability.

POTTSVILLE AREA SCHOOL DISTRICT
NOTES TO FINANCIAL STATEMENTS - continued
FOR THE YEAR ENDED JUNE 30, 2022

**NOTE 17 – OTHER POSTEMPLOYMENT BENEFITS – PUBLIC SCHOOL EMPLOYEES’
RETIREMENT SYSTEM (PSRES) – continued**

3. Actuarial Assumptions - continued

Sensitivity of the System Net OPEB Liability to Change in Healthcare Cost Trend Rates

Healthcare cost trends were applied to retirees receiving less than \$1,200 in annual Premium Assistance. As of June 30, 2021, retirees Premium Assistance benefits are not subject to future healthcare cost increases. The annual Premium Assistance reimbursement for qualifying retirees is capped at a maximum of \$1,200. As of June 30, 2021, 93,392 retirees were receiving the maximum amount allowed of \$1,200 per year. As of June 30, 2021, 611 members were receiving less than the maximum amount allowed of \$1,200 per year. The actual number of retirees receiving less than the \$1,200 per year cap is a small percentage of the total population and has a minimal impact on Healthcare Cost Trends as depicted below.

The following presents the System net OPEB liability for June 30, 2021, calculated using current Healthcare cost trends as well as what the System net OPEB liability would be if its health cost trends were 1-percentage point lower or 1-percentage point higher than the current rate:

	Dollar Amounts in Thousands		
	1% Decrease	Current Trend Rate	1% Increase
System net OPEB liability	\$ 2,483,000	\$ 2,483,000	\$ 2,483,000

Sensitivity of the District’s proportionate share of the net OPEB liability to changes in the discount rate

The following presents the net OPEB liability, calculated using the discount rate of 2.66%, as well as what the net OPEB liability would be if it were calculated using a discount rate that is 1-percentage point lower (1.66%) or 1-percentage-point higher (3.66%) than the current rate:

	1% Decrease 1.66%	Current Discount Rate 2.66%	1% Increase 3.66%
District's proportionate share of the net OPEB liability	\$ 2,849,000	\$ 2,483,000	\$ 2,181,000

POTTSVILLE AREA SCHOOL DISTRICT
NOTES TO FINANCIAL STATEMENTS - continued
FOR THE YEAR ENDED JUNE 30, 2022

**NOTE 17 – OTHER POSTEMPLOYMENT BENEFITS – PUBLIC SCHOOL EMPLOYEES’
RETIREMENT SYSTEM (PSRES) – continued**

3. Actuarial Assumptions - continued

OPEB plan fiduciary net position

Detailed information about PSERS’ fiduciary net position is available in PSERS Comprehensive Annual Financial Report which can be found on the System’s website at www.psers.pa.gov.

NOTE 18 – CORONAVIRUS (COVID-19) PANDEMIC DECLARATION:

In March 2020, the World Health Organization declared the outbreak of a novel coronavirus (COVID-19) as a pandemic which continues to spread throughout the United States. On March 6, 2020, Pennsylvania Governor Tom Wolf proclaimed the existence of a disaster emergency throughout the Commonwealth of Pennsylvania. The duration of the business disruption and related financial impact cannot be reasonably estimated at this time but may materially affect our ability to operate our business and result in additional costs. The extent to which this virus pandemic may impact our operating results, financial condition, and cash flows will depend on future developments, which are highly uncertain and cannot be predicted at the date of this report, including new information that may emerge concerning the severity of the coronavirus and steps taken to contain the coronavirus or treat its impact, among others.

POTTSVILLE AREA SCHOOL DISTRICT
NOTES TO FINANCIAL STATEMENTS - continued
FOR THE YEAR ENDED JUNE 30, 2022

**NOTE 19 - \$1,000,000 REDEVELOPMENT ASSISTANCE CAPITAL PROGRAM (RACP)
FUNDING AND REQUIRED SUPPORTING FINANCING:**

On August 5, 2019, \$1,000,000 was authorized for release by PA Governor Tom Wolfe from RACP funding for capital projects at Martz Hall and the PASD High School. Subsequently, due to decrease funding approval, only the Martz Hall project will be undertaken. The project is in the preliminary planning stages. The RACP funding requires various applications, budgets and contracts, which are also in the preliminary stages. The RACP funding requires a local match requirement which will be met by the appraised value of the Martz Hall property. This appraisal was completed effective January 27, 2021 by Moyer Realty Advisors LLC who valued the Martz Hall Property at \$1,530,000. The District's intention is to keep the project cost within the \$1,000,000 RACP award and will include repairs to the Martz Hall roof, sidewalks, stair towers, and parking lot. As the District is not an "eligible" recipient, it has partnered with the Pottsville Redevelopment Authority who will serve as the formal "Sponsor" as the conduit for the funding. As a result of District administrative staff changes, the District applied for and received an extension on the date whereby the District must submit its formal application. The revised due date is February 5, 2021. The application was submitted and the project was commenced in October 2021 with the renovations of the Martz Hall Roof. Total costs incurred on the project as of June 30, 2022 were \$583,036. The complete project is estimated to be completed by Fall 2022.

As part of the RACP program the District must provide a local financing commitment to support the payment of the project expenditures until the project is complete and is audited by the Commonwealth. On November 4, 2020 the District received a commitment from the Mid Penn Bank for a \$1,000,000. Non-revolving Line of Credit. The interest rate is fixed at 2.35% per annum. The term of the Note is 3 years from inception when all accrued interest and principal is payable. The Note is secured by a pledge of the District's full faith, credit, and taxing power. Effective July 27, 2021 this Line of Credit was replaced by the General Obligation Note – Series 2021 as discussed in NOTE 4 above.

POTTSVILLE AREA SCHOOL DISTRICT
NOTES TO FINANCIAL STATEMENTS - continued
FOR THE YEAR ENDED JUNE 30, 2022

NOTE 20 – DISTRICT-WIDE SOLAR PROJECT:

At their December 10, 2019 meeting, the board of directors authorized entering into a Solar Energy Power Service Agreement with the Pottsville SD Solar Partners LLC subject to a finalized contract between the parties as reviewed by the District's solicitor and deemed satisfactory to the administration. The project consists of placing solar arrays on the roofs of the Elementary and Middle Schools and the Administration building. It is anticipated that the District will generate approximately 79% of its electricity needs. The cost of the project will be incurred by the LLC with the District leasing the system initially for a 5-year period. The required payments are: Year 1, \$187,000; Year 2, \$188,870; Year 3, \$190,759; Year 4, \$192,666; and Year 5, \$194,593. In year 6, the District can purchase the system for \$1,917,429 with anticipated financing from the US Department of Agriculture. The net electric saving to the District in years 1 thru 5 is approximately \$15,500 per year. If the District purchases the system in year six, the annual savings is anticipated to be approximately \$100,000 per year. Total anticipated savings over the 40-year projected useful life period is approximately \$4,192,491. For additional information, the reader should contact the District administration. As of the date of the audit report, the installation, final inspections, and permission to operate the solar arrays at both JSC Elementary and DHH Lengel Middle School/Academic Center have been completed with the final module counts being 2,502 at the elementary school, 987 at the middle school, and 144 at the academic center. The first contract service payment was made under the Power Service Agreement (PSA) beginning on December 1, 2020. Given the limited time the system has been in operation, the actual cost savings from the system are not able to be quantified and will only be accurately quantifiable at the commencement of the first anniversary of the system's operation because of the seasonal nature of the system's performance.

NOTE 21 - SUBSEQUENT EVENTS:

The District has evaluated events and transactions occurring subsequent to the balance sheet date of June 30, 2022 for items that should potentially be recognized or disclosed in these financial statements. The evaluation was conducted through December 20, 2022, the date these financial statements were available to be issued.

OTHER SUPPLEMENTAL INFORMATION

POTTSVILLE AREA SCHOOL DISTRICT
SCHEDULE OF FINDINGS AND QUESTIONED COSTS
FOR THE YEAR ENDED JUNE 30, 2022

A. SUMMARY OF AUDIT RESULTS

1. Auditor's report expresses an unqualified opinion on the financial statements of Pottsville Area School District.
2. No significant deficiencies relating to the audit of the financial statements are reported in the report on compliance and on internal control over financial reporting based on an audit of financial statements performed in accordance with Government Auditing Standards.
3. No instances of noncompliance material to the financial statements of Pottsville Area School District, which would be required to be reported in accordance with Government Auditing Standards, were disclosed during the audit.
4. No significant deficiencies conditions relating to the audit of the major federal award programs is reported in the Report on Compliance with Requirements Applicable to Each Major Program and Internal Control Over Compliance required by the Uniform Guidance.
5. The auditor's report on compliance for the major federal award programs for Pottsville Area School District expresses an unqualified opinion.
6. There were no audit findings relative to the major federal programs for the Pottsville Area School District that are to be reported in accordance with 2 CFR section 200.516(a).
7. The programs tested as major programs were as follows:

Program	CFDA#
Governor's Emergency Education Relief (GEER) Fund	84.425C
Elementary and Secondary School Emergency Relief (ESSER) Fund	84.425D
American Rescue Plan - Elementary and Secondary School Emergency Relief (ESSER) Fund	84.425U
American Rescue Plan - Elementary and Secondary School Emergency Relief - Homeless	84.425W
E.S.E.A. Title I	84.010
8. The threshold for distinguishing types A and B Programs was \$750,000.
9. Pottsville Area School District was determined to be a low-risk auditee.

POTTSVILLE AREA SCHOOL DISTRICT
SCHEDULE OF FINDINGS AND QUESTIONED COSTS - continued
FOR THE YEAR ENDED JUNE 30, 2022

B. FINDINGS - FINANCIAL STATEMENTS AUDIT

VIOLATIONS OF LAWS AND REGULATIONS

None

C. FINDINGS AND QUESTIONED COSTS - MAJOR FEDERAL AWARD PROGRAMS AUDIT

None

POTTSVILLE AREA SCHOOL DISTRICT
 SCHEDULE OF EXPENDITURES OF FEDERAL AWARDS
 FOR THE YEAR ENDED JUNE 30, 2022

Federal Grantor/Pass Through Grantor/ Program Title	Federal Cluster Code	Federal CFDA Number	Pass Through Grants/ Number	Program or Award Amount	Grant Period Beginning/Ending Date	Total Received For Year	Accrued Or (Deferred) Revenue June 30, 2021	Revenue Recognized	Expenditures	Accrued Or (Deferred) Revenue June 30, 2022	Subrecipient Expenditures
U.S. DEPARTMENT OF EDUCATION											
Passed Through State Department of Education: ESEA Title I - 2021-2022	(I)	84.010	013-220349	\$ 805,173	7-1-21/9-30-22	\$ 575,124	\$ 0	\$ 722,519	\$ 722,519	\$ 147,395	\$ 0
ESEA Title II - 2020-2021	(I)	84.010	013-210349	739,963	7-1-20/9-30-21	157,875	17,771	130,904	139,904	0	0
ESEA Title III - 2020-2021	(I)	84.367	020-210349	101,795	7-1-20/9-30-21	28,883	766	66,137	28,127	0	0
ESEA Title IV - 2020-2021	(I)	84.367	020-220349	108,870	7-1-21/9-30-22	77,764	0	38,249	96,249	18,485	0
Title V Student Support and Academic Enrichment - 2021-2022	(I)	84.424	144-220349	55,538	7-1-21/9-30-22	35,703	0	39,063	39,063	3,360	0
Title IV Student Support and Academic Enrichment - 2020-2021	(I)	84.424	144-210349	56,827	7-1-20/9-30-21	28,414	6,921	21,593	21,593	0	0
Elementary and Secondary School Emergency Relief Fund (ESSER I)	(I)/(CV)	84.425D	200-200349	615,442	3-13-20/9-30-22	323,917	29,785	300,387	300,387	3,255	0
Elementary and Secondary School Emergency Relief Fund (ESSER II)	(I)/(CV)	84.425D	200-210349	2,733,661	3-13-20/9-30-23	1,206,786	(51,814)	1,203,512	1,203,512	(61,128)	0
ARP - ESSER III	(I)/(CV)	84.425U	225-210349	5,219,491	3-13-20/9-30-24	501,772	0	432,894	432,894	(68,878)	0
ARP - 7% - Learning Loss Set Aside	(I)/(CV)	84.425U	225-210349	306,421	3-13-20/9-30-24	27,855	0	37,906	37,906	10,050	0
ARP - 7% - After School Set Aside	(I)/(CV)	84.425U	225-210349	61,284	3-13-20/9-30-24	5,571	0	7,581	7,581	2,010	0
ARP - 7% - Summer School Set Aside	(I)/(CV)	84.425U	225-210349	61,284	3-13-20/9-30-24	5,571	0	7,581	7,581	2,010	0
ARP - ESSER 2.5%	(I)/(CV)	84.425W	181-212352	33,985	3-13-20/9-30-24	1,743	0	0	0	(1,743)	0
COVID-19 SECIM	(I)/(CV)	84.027	224-210349	62,671	3-13-20/9-30-24	3,418	6,606	11	11	(3,418)	0
ATSI-GEER	(I)/(CV)	84.425C	254-200349	68,069	7-1-19/9-30-20	46,574	(5,151)	51,725	51,725	0	0
Passed Through State Commission on Crime and Delinquency											
Coronavirus Aid, Relief, and Economic Security Act (CARES) COVID-19 School Health and Safety Grants - 2021	(I)/(CV)	84.425D	2020-CS-01-35277	67,998	3-1-20/10-30-22	2,302	0	2,302	2,302	0	0
Passed Through Schuylkill IU #29:											
IDEA Part B - 2021-2022	(I)	84.027	N/A	447,760	7-1-21/9-30-22	0	0	447,760	447,760	447,760	0
IDEA Section 619 - 2021-2022	(I)	84.173	N/A	6,730	7-1-21/9-30-22	0	0	6,730	6,730	6,730	0
IDEA Part B - ARP Supplemental	(I)	84.027	N/A	113,008	7-1-21/9-30-22	77,290	0	89,978	89,978	12,688	0
21st Century Community Learning Center - 2021/2022 Cohort 10	(I)	84.287	N/A	89,978	7-1-21/9-30-22	16,088	16,088	0	0	0	0
21st Century Community Learning Center - 2020-2021 Cohort 10	(I)	84.287	N/A	98,799	7-1-20/9-30-21	16,088	16,088	0	0	0	0
TOTAL DEPARTMENT OF EDUCATION											
				12,163,672		3,129,058	11,812	3,635,822	3,635,822	518,576	0
U.S. DEPARTMENT OF HEALTH & HUMAN SERVICES											
Passed Through State Department of Welfare: Medical Assistance - Access Administration - 2020/2021	(I)	93.778	NONE	22,351	7-1-20/9-30-21	8,152	8,152	0	0	0	0
Medical Assistance - Access Administration - 2021/2022	(I)	93.778	NONE	23,695	7-1-21/6-30-22	23,695	0	23,695	23,695	0	0
TOTAL DEPARTMENT OF HEALTH & HUMAN SERVICES											
				46,046		31,847	8,152	23,695	23,695	0	0
U.S. DEPARTMENT OF AGRICULTURE											
Passed Through State Department of Education: National School Lunch - 2021-2022	(I)	10.555	129-54-610-03	1,261,919	7-1-21/6-30-22	1,261,919	0	1,261,919	1,261,919	0	0
National School Lunch - 2021-2022	(I)	10.555	129-54-610-03	35,846	7-1-21/6-30-22	35,846	0	35,846	35,846	0	0
National School Lunch - 2020-2021	(I)	10.555	129-54-610-03	605,641	7-1-20/6-30-21	25,592	25,592	0	0	0	0
National School Lunch - 2020-2021	(I)	10.555	129-54-610-03	21,700	7-1-20/6-30-21	824	824	0	0	0	0
Regular/Severe Need Breakfast - 2020-2021	(I)	10.553	129-54-610-03	183,282	7-1-20/6-30-21	4,653	4,653	0	0	0	0
Regular/Severe Need Breakfast - 2020-2021	(I)	10.553	129-54-610-03	8,588	7-1-20/6-30-21	206	206	0	0	0	0
Regular/Severe Need Breakfast - 2021-2022	(I)	10.553	129-54-610-03	244,234	7-1-21/6-30-22	244,234	0	244,234	244,234	0	0
Regular/Severe Need Breakfast - 2021-2022	(I)	10.555	129-54-610-03	9,597	7-1-21/6-30-22	9,597	0	9,597	9,597	0	0
Supply Chain Assistance	(I)	10.555	129-54-610-03	49,028	7-1-21/6-30-22	49,028	0	3,063	3,063	(49,028)	0
P-EBT Local Admin Funds	(I)	10.649	129-54-610-03	3,063	7-1-21/6-30-22	3,063	0	0	0	0	0
Summer Food Program 2020-2021	(I)	10.559	129-54-610-03	101,843	7-1-20/6-30-21	16,021	16,021	0	0	0	0
Summer Food Program 2021-2022	(I)	10.559	129-54-610-03	53,964	7-1-21/6-30-22	44,667	0	53,964	53,964	9,297	0
Passed Through State Department of Agriculture:											
National School Lunch (Commodities)	(I)	10.555	2-07-54-610	108,316	7-1-21/6-30-22	(A) 109,315	(B) (24,777)	(C) 107,963	(D) 107,963	(25,130)	0
TOTAL DEPARTMENT OF AGRICULTURE											
				2,897,131		1,804,066	22,619	1,716,586	1,716,586	(64,861)	0
SUB-TOTAL											
				14,908,849		4,964,971	42,563	5,376,103	5,376,103	453,715	0
STATE AWARD EXPENDITURES											
				75,741		46,573	1,130	45,443	45,443	0	0
TOTAL EXPENDITURES OF FEDERAL AWARDS											
				\$ 14,831,108		\$ 4,919,398	\$ 41,453	\$ 5,330,660	\$ 5,330,660	\$ 453,715	\$ 0

Other Code Legend:
 (A) Indicates value of USDA commodities received in current year.
 (B) Indicates beginning inventory value of USDA commodities.
 (C) Indicates value of USDA commodities used in current year.
 (D) Indicates ending inventory value of USDA commodities.

Source Code Legend:
 (D) Indicates direct federal financial assistance funding.
 (I) Indicates indirect federal financial assistance funding.
 (S) Indicates State matching funding.
 (CV) Indicates Coronavirus Funding

Federal Cluster Code Legend:
 (SE) Indicates Special Education Cluster
 (CN) Indicates Child Nutrition Cluster

See notes to financial statements
 which are an integral part of this statement.

POTTSVILLE AREA SCHOOL DISTRICT
NOTES TO SCHEDULE OF EXPENDITURES OF FEDERAL AWARDS
FOR THE YEAR ENDED JUNE 30, 2022

NOTE 1 - SIGNIFICANT ACCOUNTING POLICIES:

The accompanying Schedule of Expenditures of Federal Awards is prepared on the accrual basis of accounting.

NOTE 2 - COMMODITIES:

The beginning and ending deferred income figures listed represent the beginning and ending commodities inventories in the Cafeteria Fund. These commodities are received through the State from the U.S. Department of Agriculture. The commodities are valued at amounts assigned to the various items by the U.S. Department of Agriculture when the commodities are offered.

NOTE 3 – INDIRECT COSTS:

The District did not charge any indirect costs to any of the federal grants and programs during this fiscal year. Consequently, the District did not use the 10% de minimis cost rate.

NOTE 4 - CLUSTER PROGRAMS:

The following CFDA's have been deemed a cluster of programs by the Office of Management and Budget and, therefore, are treated as one program in determining the major programs to be audited.

Child Nutrition Cluster		Special Education Cluster (IDEA)	
CFDA #	Expenditures	CFDA #	Expenditures
10.553	\$ 244,234	84.027	\$ 447,771
10.555	1,369,882	84.173	6,730
10.559	53,964	Total	\$ 454,501
Total	\$ 1,668,080		

NOTE 5 - MEDICAL ASSISTANCE:

Access reimbursements received under CFDA #93.778 Revenue Code 8810 are classified as fee-for-service revenues and are not recognized as federal awards for the purpose of the Schedule of Expenditures of Federal Awards.

**REQUIRED
SUPPLEMENTAL INFORMATION**

POTTSVILLE AREA SCHOOL DISTRICT
SCHEDULE OF THE DISTRICT'S PROPORTIONATE SHARE
OF THE NET PENSION LIABILITY

FOR THE YEAR ENDED JUNE 30, 2022

	June 30, 2021	June 30, 2020	June 30, 2019	June 30, 2018	June 30, 2017	June 30, 2016	June 30, 2015	June 30, 2014	June 30, 2013
DISTRICT'S PROPORTION OF THE NET PENSION LIABILITY (ASSET)	10.5000%	11.9900%	0.1243%	0.1271%	0.1418%	0.1484%	0.1439%	0.1433%	0.1381%
DISTRICT'S PROPORTIONATE SHARE OF THE NET PENSION LIABILITY (ASSET)	\$ 43,110,000	\$ 59,038,000	\$ 58,151,000	\$ 61,014,000	\$ 70,033,000	\$ 73,542,000	\$ 62,330,000	\$ 56,719,000	\$ 56,533,000
DISTRICT'S COVERED-EMPLOYEE PAYROLL	\$ 14,850,907	\$ 16,818,058	\$ 17,144,138	\$ 17,118,499	\$ 18,879,859	\$ 19,215,689	\$ 18,520,530	\$ 18,285,304	\$ 17,727,914
DISTRICT'S PROPORTIONATE SHARE OF THE NET PENSION LIABILITY (ASSET) AS A PERCENTAGE OF ITS COVERED-EMPLOYEE PAYROLL	290.29%	351.04%	339.19%	356.42%	370.94%	382.72%	336.55%	310.19%	318.89%
PLAN FIDUCIARY NET POSITION AS A PERCENTAGE OF THE TOTAL PENSION LIABILITY	63.67%	54.32%	55.56%	54.00%	51.84%	50.14%	54.40%	52.24%	54.49%

Ultimately, this schedule should present information for the last ten years. However, until ten years of information can be compiled, information is presented for as many years as is available.

POTTSVILLE AREA SCHOOL DISTRICT
SCHEDULE OF DISTRICT CONTRIBUTIONS

FOR THE YEAR ENDED JUNE 30, 2022

	June 30, 2021	June 30, 2020	June 30, 2019	June 30, 2018	June 30, 2017	June 30, 2016	June 30, 2015	June 30, 2014
CONTRACTUALLY REQUIRED CONTRIBUTION	\$ 4,989,526	\$ 5,599,984	\$ 6,237,000	\$ 5,994,000	\$ 5,424,000	\$ 4,721,000	\$ 3,716,000	\$ 3,683,433
CONTRIBUTIONS IN RELATION TO THE CONTRACTUALLY REQUIRED CONTRIBUTION	<u>(4,989,526)</u>	<u>(5,599,984)</u>	<u>(6,237,000)</u>	<u>(5,994,000)</u>	<u>(5,424,000)</u>	<u>(4,721,000)</u>	<u>(3,716,000)</u>	<u>(3,683,433)</u>
CONTRIBUTION DEFICIENCY (EXCESS)	<u>\$ 0</u>	<u>\$ 0</u>	<u>\$ 0</u>	<u>\$ 0</u>	<u>\$ 0</u>	<u>\$ 0</u>	<u>\$ 0</u>	<u>\$ 0</u>
DISTRICT'S COVERED-EMPLOYEE PAYROLL	\$ 14,850,907	\$ 16,818,058	\$ 17,144,138	\$ 17,118,499	\$ 18,879,859	\$ 19,215,689	\$ 18,520,530	\$ 18,285,304
CONTRIBUTIONS AS A PERCENTAGE OF COVERED-EMPLOYEE PAYROLL	33.60%	33.30%	36.38%	35.01%	28.73%	24.57%	20.06%	20.14%

Ultimately, this schedule should present information for the last ten years. However, until ten years of information can be compiled, information is presented for as many years as is available.

POTTSVILLE AREA SCHOOL DISTRICT
SCHEDULE OF THE DISTRICT'S PROPORTIONATE SHARE
OF THE NET OPEB- PSERS LIABILITY

FOR THE YEAR ENDED JUNE 30, 2022

	June 30, 2021	June 30, 2020	June 30, 2019	June 30, 2018	June 30, 2017	June 30, 2016
DISTRICT'S PROPORTION OF THE NET OPEB- PSERS LIABILITY (ASSET)						
DISTRICT'S PROPORTIONATE SHARE OF THE NET OPEB - PSERS LIABILITY (ASSET)	\$ 2,483,000	\$ 2,589,000	\$ 2,644,000	\$ 2,650,000	\$ 2,889,000	\$ 3,197,000
DISTRICT'S COVERED-EMPLOYEE PAYROLL	\$ 14,850,907	\$ 16,818,058	\$ 17,144,138	\$ 17,118,499	\$ 18,879,859	\$ 19,215,689
DISTRICT'S PROPORTIONATE SHARE OF THE NET OPEB - PSERS LIABILITY (ASSET) AS A PERCENTAGE OF ITS COVERED-EMPLOYEE PAYROLL	16.7195%	15.3942%	15.4222%	15.4803%	15.3020%	16.6374%
PLAN FIDUCIARY NET POSITION AS A PERCENTAGE OF THE TOTAL OPEB - PSERS LIABILITY	N/A	N/A	N/A	N/A	N/A	N/A

Ultimately, this schedule should present information for the last ten years. However, until ten years of information can be compiled, information is presented for as many years as is available.

POTTSVILLE AREA SCHOOL DISTRICT
SCHEDULE OF DISTRICT CONTRIBUTIONS - OPEB PSERS

FOR THE YEAR ENDED JUNE 30, 2022

	June 30, 2021	June 30, 2020	June 30, 2019	June 30, 2018	June 30, 2017
CONTRACTUALLY REQUIRED CONTRIBUTION	\$ 149,000	\$ 132,000	\$ 120,000	\$ 123,000	\$ 123,000
CONTRIBUTIONS IN RELATION TO THE CONTRACTUALLY REQUIRED CONTRIBUTION	149,000	132,000	120,000	123,000	123,000
CONTRIBUTION DEFICIENCY (EXCESS)	\$ 0	\$ 0	\$ 0	\$ 0	\$ 0
DISTRICT'S COVERED-EMPLOYEE PAYROLL	\$ 14,850,907	\$ 16,818,058	\$ 17,144,138	\$ 17,118,499	\$ 18,879,859
CONTRIBUTIONS AS A PERCENTAGE OF COVERED-EMPLOYEE PAYROLL	1.00%	0.78%	0.70%	0.72%	0.65%

Ultimately, this schedule should present information for the last ten years. However, until ten years of information can be compiled, information is presented for as many years as is available.

POTTSVILLE AREA SCHOOL DISTRICT

SCHEDULE OF THE DISTRICT'S PROPORTIONATE SHARE
OF THE DISTRICT NET OPEB LIABILITY

FOR THE YEAR ENDED JUNE 30, 2022

	June 30, 2021	June 30, 2020	June 30, 2019	June 30, 2018	June 30, 2017	June 30, 2016
DISTRICT'S PROPORTION OF THE NET OPEB LIABILITY (ASSET)						
DISTRICT'S PROPORTIONATE SHARE OF THE NET OPEB LIABILITY (ASSET)	\$ 1,913,566	\$ 1,928,693	\$ 2,445,739	\$ 2,479,127	\$ 4,982,869	\$ 5,000,000
DISTRICT'S COVERED-EMPLOYEE PAYROLL	\$ 13,060,742	\$ 13,060,742	\$ 15,256,433	\$ 15,256,433	\$ 17,181,388	\$ 17,181,388
DISTRICT'S PROPORTIONATE SHARE OF THE NET OPEB LIABILITY (ASSET) AS A PERCENTAGE OF ITS COVERED-EMPLOYEE PAYROLL	14.65%	14.77%	16.03%	16.25%	29.00%	29.10%
PLAN FIDUCIARY NET POSITION AS A PERCENTAGE OF THE TOTAL OPEB LIABILITY	N/A	N/A	N/A	N/A	N/A	N/A

Ultimately, this schedule should present information for the last ten years. However, until ten years of information can be compiled, information is presented for as many years as is available.

POTTSVILLE AREA SCHOOL DISTRICT

SCHEDULE OF DISTRICT CONTRIBUTIONS - OPEB - DISTRICT

FOR THE YEAR ENDED JUNE 30, 2022

	June 30, 2021	June 30, 2020	June 30, 2019	June 30, 2018	June 30, 2017
CONTRACTUALLY REQUIRED CONTRIBUTION	\$ N/A	\$ N/A	\$ N/A	\$ N/A	\$ N/A
CONTRIBUTIONS IN RELATION TO THE CONTRACTUALLY REQUIRED CONTRIBUTION	N/A	N/A	N/A	N/A	N/A
CONTRIBUTION DEFICIENCY (EXCESS)	\$ 0	\$ 0	\$ 0	\$ 0	\$ 0
DISTRICT'S COVERED-EMPLOYEE PAYROLL	\$ 13,060,742	\$ 13,060,742	\$ 15,256,433	\$ 15,256,433	\$ 17,181,388
CONTRIBUTIONS AS A PERCENTAGE OF COVERED-EMPLOYEE PAYROLL	N/A	N/A	N/A	N/A	N/A

Ultimately, this schedule should present information for the last ten years. However, until ten years of information can be compiled, information is presented for as many years as is available.