

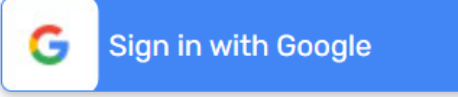


Destiny Student Log-In

Students and parents can see library book check-out history through the student's Destiny login.

<p>1. Use the student log-in to log into the Chrome browser and navigate to the student dashboard.</p>	<p>Questions about student login or the student dashboard? Find out more information here.</p>
<p>2. Click on the Follett Destiny icon on the student dashboard.</p> <p>This icon will open the library catalog at the student's campus.</p>	
<p>3. Choose Login</p>	
<p>4. Choose Sign in with Google</p>	
<p>5. Once logged into Destiny, choose the My Stuff tab.</p> <p>Checkouts will show your current library materials and textbooks checked out.</p> <p>History will show past materials checked out.</p>	