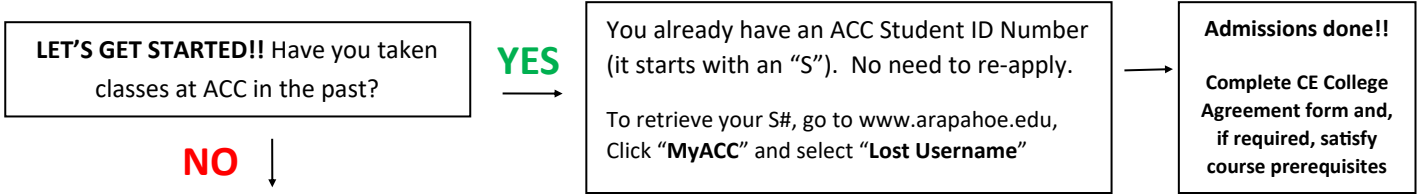
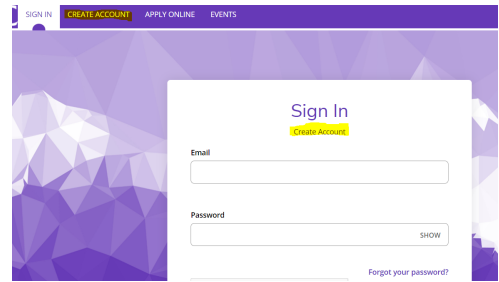


Congratulations on your interest in earning college credits at ACC while attending high school! The first step in the process is to apply for admission to ACC. The following information should assist you in that process.

Please note, the application is a two-step process that begins with completing the Create Account portion. You will then be directed to the My Account Page where you can start a new application or continue a application.

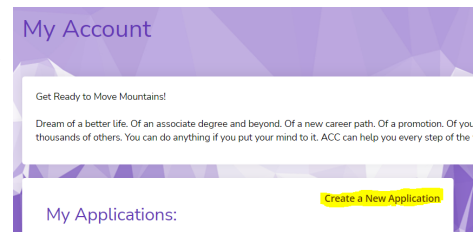


1. Go to www.arapahoe.edu, click the Admissions tab, **"Apply"**
2. **Create an ACC Account** – Select "Create Account" (Please remember your e-mail address and password so that you can access your account later).



WAIT! YOU AREN'T DONE!
You now will complete the application.

3. **Select start New Undergraduate Application**
4. **Anticipated Entry Term** = Select Fall or Spring of current school year (example: School year 2022-2023—Semester 1 = Fall 2022 or Semester 2 = Spring 2023)

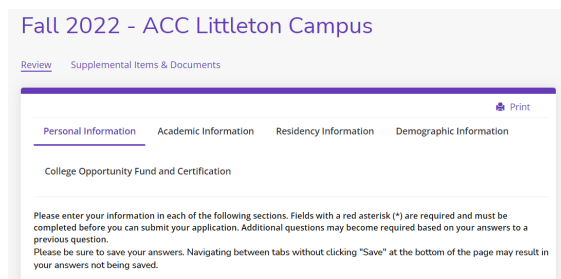


Five sections of information are required on the application.
Complete the information required and click "Save and Continue" to move on to the next section. You will need to complete all sections. See Helpful Hints below for each section.

- ◆ **Personal:** Name, Address, Contact information
- ◆ **Academic Plans:**

Student Type = Select No, I am a current hs student...aka CE student
Anticipated Entry Term = Select Fall or Spring of current school year (example: Semester 1 = **Fall 2022** or Semester 2 = **Spring 2023**)
Current Goal = Take a college course while I'm still in high school
Academic Area = Choose academic program you plan to study
High School = Choose high school and enter graduation information

- ◆ **Residency:** Enter citizenship information and your demographic information. U.S. Citizens: Social security number is required. Answer parent questions.
- ◆ **Demographic:** Military Status, Gender/Selective Service, Ethnicity, Race Selection, and Supplemental Information.
- ◆ **College Opportunity Fund and Certification:** For COF, please leave this at Yes, Apply on my behalf. For the Certification, enter your name and it should default to today's date.



College Opportunity Fund (COF)

Do you allow us to create a College Opportunity Fund Account? *

The College Opportunity Fund (COF) provides a tuition stipend for eligible portion of your total in-state tuition. In order to receive the stipend, stu use at a Colorado public institution or a participating private institution. I account on your behalf so you can receive the stipend benefit, if eligible? COF process independently in order to receive the reduced tuition.

Yes, Apply on my behalf.

5. Click - **Submit Application**



Student Signature *

Please enter your electronic signature. By entering your name in the box below, you are electronically signing this application and certifying that you are the person indicated. You must enter your legal name. If you purposely enter false or misleading information, you may be denied admission, continued enrollment, or re-enrollment per SBCCOE Board Policy 4-10.

Signature Date *

[Previous Page](#)

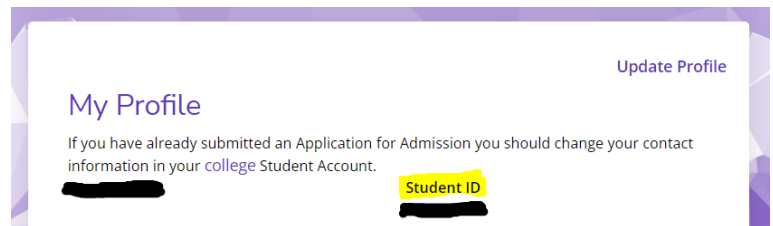
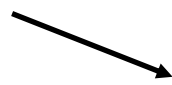
[Save Application](#)

[Preview Before Submission](#)

[Submit Application](#)

- ◆ **Student ID Number:** Please let your high school counselor know when you complete the application.

You can access your ACC Student ID Number by logging back into your account using the email address and password you used above. Your student ID number will be listed under the “My Profile” section.



Admissions is done!!

Watch for your acceptance letter in your email account shortly after you have completed the application. It can take up to three business days to get your S#.

Make sure to submit a completed CE College Agreement form and, if required, satisfy course prerequisites.