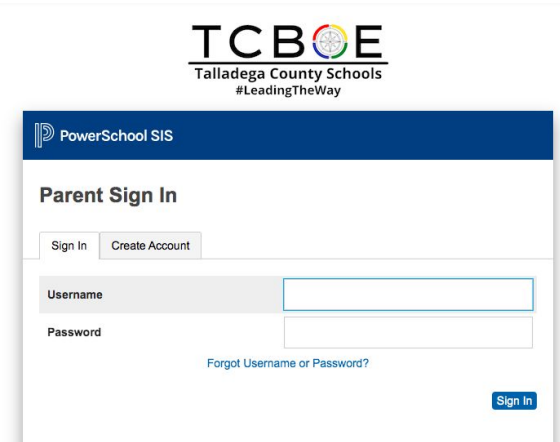


PowerSchool Parent Portal

Access on the Web:

Navigate to the Parent Portal Website
talladegaco.powerschool.com



Access on a Mobile Device:







Download the
 PowerSchool Mobile app










Enter the
 District Code



- On the Sign In Screen, enter your username and password
 - If you need to create an account, select the Create Account tab and complete the registration information.
 - To complete the setup, you will need the access code assigned to your student. You can get this by contacting your student's school.
- Use the options in the Navigation menu to view student information

 Grades and Attendance	- View attendance for the current and previous week - View current student grades *Click on the grade to see a list of assignments.
 Grade History	View 9 weeks and semester grades for the student for the current term
 Locker Information	View locker number and combination *Not all schools will choose to use this feature
 Attendance History	View information about a student's attendance record for the current term *The legend at the bottom of the page displays the attendance codes.
 Course Based Report Card	View/print Report Cards for each 9 weeks
 Student Transcript	View/print the student's transcript

 Balance	View any fees associated with the student
 Teacher Comments	View Teacher Comments regarding a student, such as a student's achievement or behavior
 School Bulletin	View important messages posted by your school
 Class Registration	Register for classes *Not all schools will choose to use this feature
 My Schedule	View class schedule
 School Information	View basic information about the school
 Graduation Progress	Shows a student's progress towards completing graduation requirements