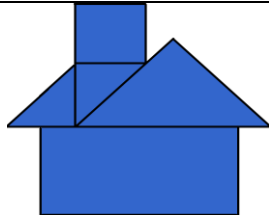


Unit 5, Week 5 Choice Board



Read Aloud

Link: [The Shape of Things](#)

After listening to the read aloud, play "I Spy" to see how many shapes can be found inside and outside your home. Ask your child to identify the name of each shape that is found and how they know it is that shape.

Shape Challenge

How many spheres can you find in your house and/or neighborhood? Draw a picture of the things that you find.



Read Aloud



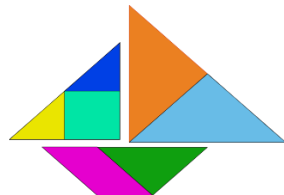
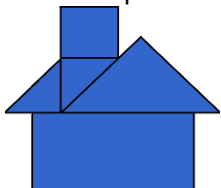
Link: [The Little Red Hen Makes a Pizza](#)

After listening to the story, ask your child to name the characters and to retell what happened at the beginning, middle, and end of the story.

Challenge: Ask your child to draw a picture of their favorite food and to describe their drawing to you. Help them identify the beginning and ending sound of their favorite food and write the letters that represent each.

Make Shapes into Something New

Cut several shapes from paper, (triangles, rectangles, squares, circles, ovals, diamond (rhombus), etc. Use the shapes to show your child how to create something, such as a house, from the paper shapes. Help them name other things to build and work together to decide which shapes work best together to build them.

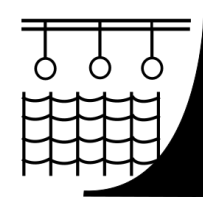


Write Y and Z on two separate pieces of paper. As you say the following words, ask your child to hold up the letter they hear at the beginning of the word:

Yawn, Zebra, Yellow, Yolk, Zucchini, Zipper, Yo-yo, Zoo, Yarn, Zipline

Movement Obstacle Course

Set up an obstacle course outside to have your child run, jump, crawl, hop, etc. You can also put a quantity with the specific skills, for example, 3 jumps, 2 spins, 4 jumping jacks, 6 hops, etc.



--	--	--