

Jackson County School System

All-Around excellence in academics, athletics, and the arts

1660 Winder Highway
Jefferson, GA 30549
706-367-5151
www.Jacksonschoolsga.org

2024-25 School Safety Information

Having an environment that is welcoming and warm, where people feel valued and engaged, allows people to learn at their optimal capacity. That's what safety does for a school. The Jackson County School System is committed to providing a safe environment for students, staff, and visitors. It works closely with national, state, and local safety personnel— police, fire, emergency medical services, emergency management agencies, and public health— to ensure our schools are well prepared for an emergency.

The People

School Resource Officers, or SROs, are law enforcement officers employed by the Jackson County Sheriff's Office that are assigned to our schools. In addition to policing school campuses, these officers focus on educating students and staff on safety issues and working with school administrators on school safety concerns that may arise.

The JCSS Safety and Security Supervisor maintains all security technology while overseeing the day-to-day operations of district safety and security systems to include fire alarms, intrusion alarms, employee badge access, and video surveillance. Conducts inspections, drills and tests of safety and security initiatives and measures. Serves as a liaison to public safety in reference to safety and security issues and concerns. Coordinates and implements safety and security training for staff.

The Tools

Jackson County School System is leading the way with use of advanced security technology. We utilize a layered approach when it comes to school safety by using many different types of technology.

In an emergency, getting help to the right location quickly can be the difference between a positive and negative outcome. Centegix CrisisAlert is a wearable panic button that is issued to all JCSS staff. Staff can quickly and discreetly request help to their exact location.

Visitors to the school are required to check in at the front office. They are required to present a government issued picture ID. Information from that ID is scanned into our Raptor Visitor Management System. That information is



Jackson County School System

All-Around excellence in academics, athletics, and the arts

1660 Winder Highway
Jefferson, GA 30549
706-367-5151
www.Jacksonschoolsga.org

screened through national criminal databases and custom databases to warn staff of potential threats.

Flock Safety provides cameras that build a virtual gate around each one of our schools. These cameras are used for proactive threat assessments which is a primary component of school safety strategy. The LPR cameras provide 24/7 real-time alerts to Law Enforcement, Administrators and School Safety & Security staff as a potential threat enters campus.

In addition to Flock Safety, JCSS employs over 700 additional cameras from Avigilon and Honeywell in all of its buildings across the county. This gives real time situational awareness to school administrators and district staff across the county.


The Preparation

In addition, JCSS updates its district and school emergency operations plans annually. These plans, which are approved by the Jackson County Sheriff's Department, Jackson County EMA and the Georgia Emergency Management Agency / Homeland Security, are the guides to help staff and our public-safety partners respond swiftly should a crisis occur in our schools. Quarterly safety drills are used to prepare students and staff to respond to a wide range of emergencies.

How do I report a school threat?

There are several ways you can report a possible safety threat to your school.

1. If its a life threatening emergency - Call 911
2. Call the JCSS Safety and Security Supervisor @ 706-286-0215 or 706-367-5151 x 17911.
3. Use the See Something? Send Something! App
Download the "[See Something, Send Something](#)" app on your smartphone.



Jackson County School System

All-Around excellence in academics, athletics, and the arts

1660 Winder Highway
Jefferson, GA 30549
706-367-5151
www.Jacksonschoolsga.org

The advertisement features a dark teal background. At the top, the text 'See Something? Send Something!' is written in a yellow, sans-serif font. Below this, two smartphones are shown side-by-side. The left phone displays the app's main screen, which includes a large eye icon with the text 'SEE SOMETHING' and 'SEND SOMETHING', followed by instructions: 'If you SEE suspicious activity SEND a photo or note. If this is an emergency, dial 911'. Two buttons, 'Take a Photo' and 'Send a Note', are visible at the bottom of the screen. The right phone displays the 'Watch For' screen, which lists various signs of terrorism: 'Eliciting Information', 'Testing of Security', 'Recruiting', 'Photography', 'Observation/Surveillance', 'Materials Acquisition/Storage', 'Acquisition of Expertise', and 'Weapons Discovery'. To the right of the phones, the words 'KEEP GEORGIA SAFE' are written in large, bold, yellow, sans-serif capital letters. At the bottom right, the official seal of the State of Georgia Department of Public Safety is displayed, featuring a classical building and the text 'STATE OF GEORGIA DEPARTMENT OF PUBLIC SAFETY'.

See Something Send Something mobile app tips are received and processed by the GBI Watchdesk 24/7. By being alert and reporting suspicious activity to local law enforcement, you can protect your family, neighbors, and community.

When reporting activity, describe specifically what you observed, including:

- Who or what you saw;
- When you saw it;
- Where it occurred; and
- Why is it suspicious?



Jackson County School System

All-Around excellence in academics, athletics, and the arts

1660 Winder Highway
Jefferson, GA 30549
706-367-5151
www.Jacksonschoolsga.org

If there is an emergency, call 9–1–1.

Submit tips from your mobile device by downloading the See Send App for iPhone and Android devices from the [Google Play](#) or the [Apple App Store](#)



See Send 4+
My Mobile Witness, Inc.
Designed for iPad
★★★★★ 3.1 • 20 Ratings
Free




Apple Store QR Code



Android QR Code

Safety is everyone's responsibility. The Jackson County School System is committed to providing a safe and secure learning environment for its students and staff. We will continue to prepare our people with the tools necessary to reinforce safety in our schools. When students and staff are not distracted or worried about safety, they are in a better mindset to keep focused on educational goals.



Jackson County School System

All-Around excellence in academics, athletics, and the arts

1660 Winder Highway
Jefferson, GA 30549
706-367-5151
www.Jacksonschools.ga.org



Often asked questions about school safety:

1. As a parent, how can I prepare for a school emergency?

The number-one step that you can take to prepare for a school emergency is to provide accurate emergency contact information to your child's school and immediately notify the school if your information changes. Our mass notification system ParentSquare will use this information when making emergency notifications.

2. How does the school communicate with parents and guardians during emergencies or safety incidents?

During a crisis, your first response might be to pick up the phone to call the school. However, a high volume of calls may bog down the phone system. When a school emergency occurs, a parent can get important information by doing one or all of the following:

- A. Visit <https://www.jacksonschools.ga.org/> or your local school website.
- B. If your school is affected, the district's notification system,  ParentSquare , will send out a text message, phone call and email message to your emergency contact sources listed with specific instructions for you.
- C. **DO NOT GO TO THE SCHOOL UNLESS INSTRUCTED.** It may delay emergency response by blocking critical avenues of approach. Await specific instructions from the school district via  ParentSquare .

3. What is a lockdown?

During a **hard lockdown** all school interior doors are locked and students are confined to their classrooms and no entry or exit of the school is allowed. This takes place if there is a threat or possible threat inside the school.

During a **soft lockdown** all exterior doors are locked. This takes place if the threat is outside of the school. In some cases, parents could be admitted into the school with proper identification.



Jackson County School System

All-Around excellence in academics, athletics, and the arts

1660 Winder Highway
Jefferson, GA 30549
706-367-5151
www.Jacksonschoolsga.org

4. How will I know if a school is in a lockdown situation when I arrive?

The CENTEGIX Safety Platform has strobe lights strategically placed around the campus in areas such as parking lots, entrance doors, hallways and classrooms. The light is a white square shaped device installed near the front door of the school. These lights will flash a corresponding color based on the particular emergency.


Should you see these lights flashing any color you should not enter the school and follow the instructions below:

Red - Hard Lockdown - Leave immediately and await instructions.

Yellow - Soft Lockdown - Leave immediately and call the school for instructions.

Blue - Severe Weather - Leave immediately or stay inside your vehicle.


5. If a school is evacuated, how will I be able to locate my child?

Each school has a procedure for helping parents to reunite with their child during a school emergency. Parents will be directed to a specific location by way of  ParentSquare notifications. Remember, a student can generally only be released to an adult who is documented as an emergency contact. If you are a noncustodial parent, you must be listed on your child's emergency contact information as a guardian and you will be required to show a government issued picture ID such as a driver's license, ID card or passport before we will release your child to you.

6. What should my child know during a school emergency?

School staff are trained to respond to various emergency situations within each school. Students should take the following steps to ensure their own personal safety.

- A. **Stay Calm:** Remaining calm is crucial during any emergency situation. Panicking can impair judgment and hinder the ability to respond.




Jackson County School System

All-Around excellence in academics, athletics, and the arts

1660 Winder Highway
Jefferson, GA 30549
706-367-5151
www.Jacksonschools.ga.org

- B. **Follow Instructions:** Listen carefully to your teachers, school staff, or emergency personnel for instructions. They are trained to handle emergencies and will guide you on what to do.
- C. **Know Emergency Procedures:** Familiarize yourself with the emergency procedures of your school, including evacuation routes, shelter locations, and procedures for different types of emergencies such as fire and lockdowns. Have discussions during and before scheduled drills to learn about these procedures.
- D. **Evacuation Routes:** Know the primary and alternate evacuation routes from your classrooms and common areas. If instructed to evacuate, do so quickly and calmly, following the designated routes.
- E. **Buddy System:** If possible, stick with a buddy or a group of friends during an emergency. This can provide mutual support and ensure that no one is left behind.
- F. **Stay Away from Windows:** During incidents like lockdowns or active shooter situations, stay away from windows and doors. Find a safe location out of sight where you can hide and remain silent.
- G. **Silence Devices:** Silence your cell phone or any other electronic device to avoid drawing attention during lockdown situations.
- H. **Stay Put if Safe:** If you're in a safe location during an emergency like an earthquake, stay there until it's safe to move. If you're unsure, wait for instructions from authorities.
- I. **Report Suspicious Activity:** If you notice anything suspicious or concerning, report it to a teacher, school staff member, or emergency personnel immediately.
- J. **First Aid Knowledge:** Basic knowledge of first aid can be helpful during emergencies. If you're trained in first aid, offer assistance to those who need it, but only if it's safe to do so.

Remember, your safety is the top priority during any emergency situation. Follow these tips, stay alert, and trust in the guidance of your school's staff and emergency responders.



Jackson County School System


All-Around excellence in academics, athletics, and the arts

1660 Winder Highway
Jefferson, GA 30549
706-367-5151
www.Jacksonschoolsga.org

ACTIVE SHOOTER RESPONSE

Active shooter situations are extremely dangerous, and being prepared can make a significant difference. Here are some specific safety tips:

- 1. Be Alert and Aware:** Stay vigilant and aware of your surroundings. Recognize the signs of potential violence or suspicious behavior, such as someone carrying a weapon or acting erratically.
- 2. Have an Escape Plan:** Familiarize yourself with the layout of buildings you frequent, including exits and alternative escape routes. Always have a plan in mind for how you would evacuate in an emergency.
- 3. AVOID, DENY, DEFEND:** Remember the "Avoid, Deny, Defend" protocol. Your first option is to run to safety if you can do so without endangering yourself. If you can't run, find a place to hide and barricade yourself in. As a last resort, be prepared to fight back if the shooter enters your location.
- 4. Stay Low and Quiet:** If you're hiding, stay low to the ground and silence your phone. Turn off any noise-making devices and remain as quiet as possible to avoid drawing attention to your location.
- 5. Communicate with Others:** If it's safe to do so, alert others to the danger and help them find a safe place to hide or escape. Communication can save lives during an active shooter situation.
- 6. Lock and Barricade Doors:** If you're in a room, lock and barricade the doors with heavy furniture or objects. Create obstacles that would make it difficult for the shooter to enter.
- 7. Stay Informed:** If you have access to information, stay informed about the situation through official channels like emergency alerts or updates from law enforcement. However, prioritize your safety and avoid unnecessary risks to gather information.
- 8. Cooperate with Law Enforcement:** If law enforcement arrives, follow their instructions carefully. Keep your hands visible and avoid making sudden movements. Understand that they are there to neutralize the threat and ensure the safety of everyone involved.



Jackson County School System

All-Around excellence in academics, athletics, and the arts

1660 Winder Highway
Jefferson, GA 30549
706-367-5151
www.Jacksonschools.ga.org

- 9. Provide Information:** If you can do so safely, provide information to law enforcement about the shooter's location, appearance, and any other relevant details that can help them respond effectively.
- 10. Take Care of Yourself and Others:** After the immediate threat has passed, seek medical attention for yourself or others who may be injured. Offer support to those who may be traumatized by the experience.

Remember, every situation is different, and there may not always be a clear course of action. Use your judgment, stay as safe as possible, and prioritize your well-being and that of others around you.

Be Prepared - AVOID - DENY- DEFEND

AVOID starts with your state of mind

- Pay attention to your surroundings
- Have an exit plan
- Move away from the source of the threat as quickly as possible
- The more distance and barriers between you and the threat, the better

DENY when getting away is difficult or maybe impossible

- Keep distance between you and the threat
- Create barriers to prevent or slow down a threat from getting to you
- Turn the lights off
- Remain out of sight and quiet by hiding behind large objects and silence your phone

DEFEND because you have the right to protect yourself

- If you cannot AVOID or DENY be prepared to defend yourself
- Be aggressive and committed to your actions
- Do not fight fairly
- THIS IS ABOUT SURVIVAL