

KPI Review: Suspension Data

February 14, 2018

Expect great things.



Agenda

- Overview
- Operating Definitions
- Disaggregated Suspension Data
- Supports to Reduce Suspensions

Out of School Suspensions, Year-to-Date Summary

All Students (through 1/12/2018)

Definitions:

Unique Incidents: The number of incidents that result in student suspension(s). One incident may result in multiple student suspensions.

Total Days Suspended: The sum of all suspension days given at this building.

Unique Students Suspended: The count of distinct students suspended from the building. Students with multiple suspensions are only counted once here.

Students with Multiple Suspensions: The count of students who were suspended more than once at this school.



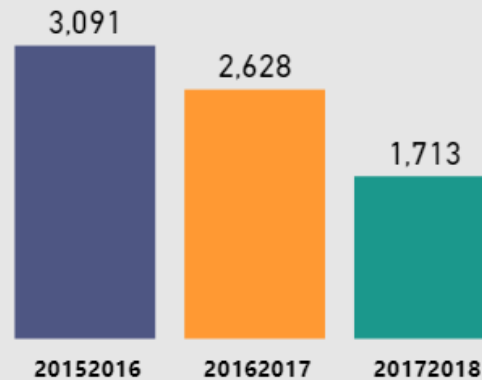
Expect great things.

Out of School Suspensions, Year-to-Date Summary

All Students (through 2/14/2018)

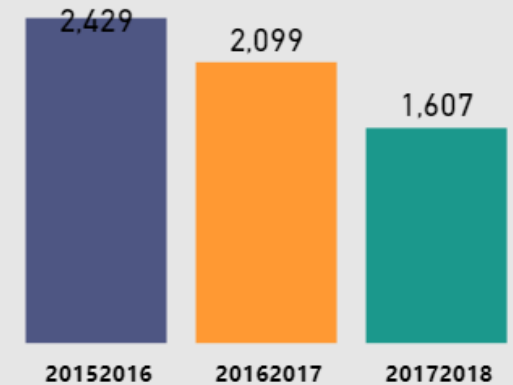
Unique Incidents

The number of incidents that result in student suspension(s). One incident may result in multiple student suspensions but will only count once.



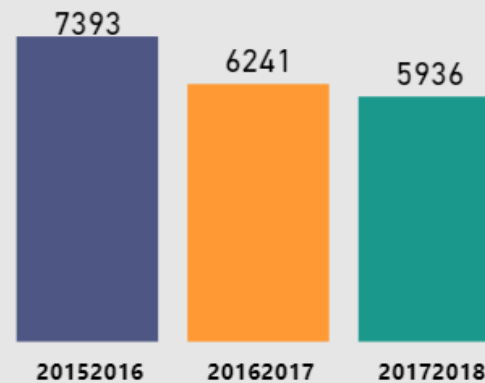
Unique Students Suspended

The count of distinct students suspended. Students with multiple suspensions are only counted once.



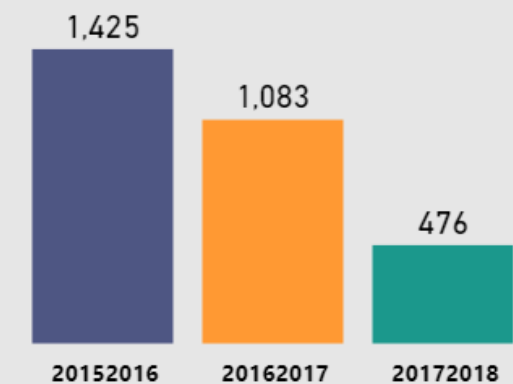
Total Days Suspended

The sum of all suspension days given.



Students with Multiple Suspensions

The count of students who were suspended more than once throughout the school year.



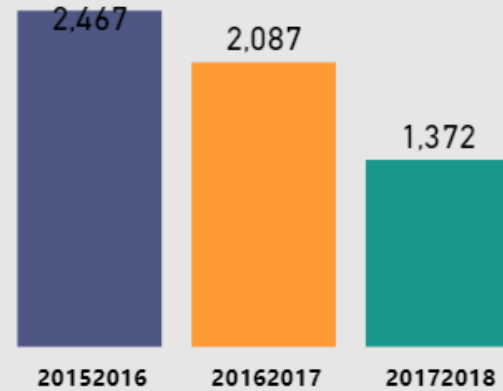
Expect great things.

Out of School Suspensions, Year-to-Date Summary

African American Students (through 2/14/2018)

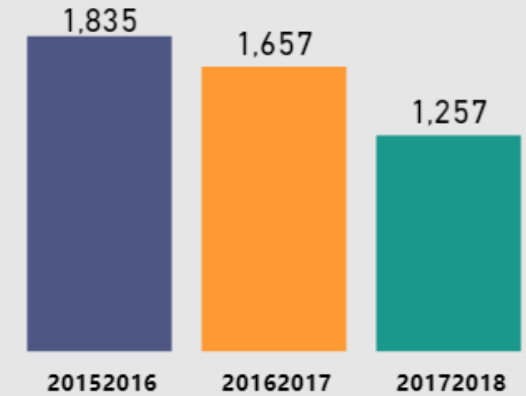
Unique Incidents

The number of incidents that result in student suspension(s). One incident may result in multiple student suspensions but will only count once.



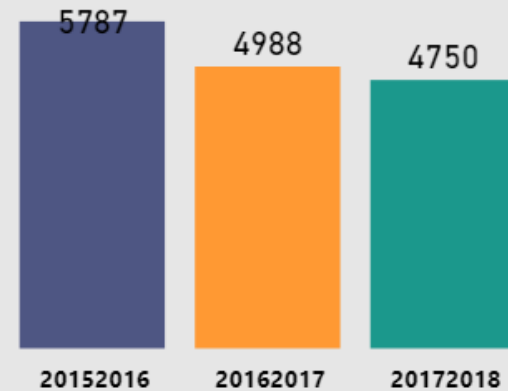
Unique Students Suspended

The count of distinct students suspended. Students with multiple suspensions are only counted once.



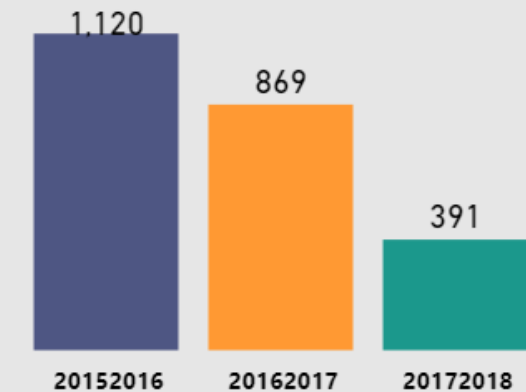
Total Days Suspended

The sum of all suspension days given.



Students with Multiple Suspensions

The count of students who were suspended more than once throughout the school year



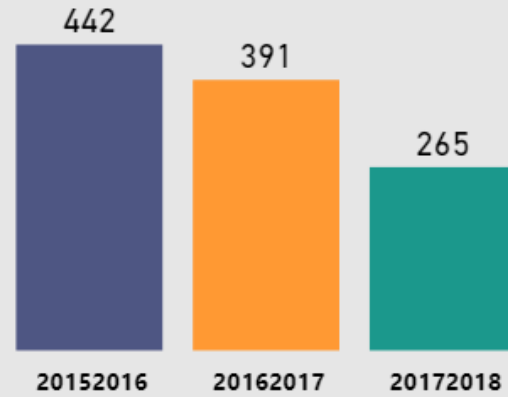
Expect great things.

Out of School Suspensions, Year-to-Date Summary

White Students (through 2/14/2018)

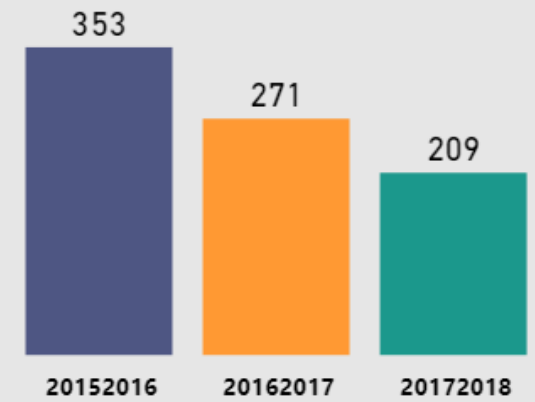
Unique Incidents

The number of incidents that result in student suspension(s). One incident may result in multiple student suspensions but will only count once.



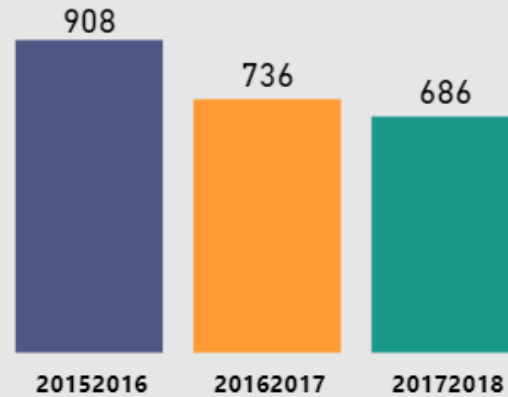
Unique Students Suspended

The count of distinct students suspended. Students with multiple suspensions are only counted once.



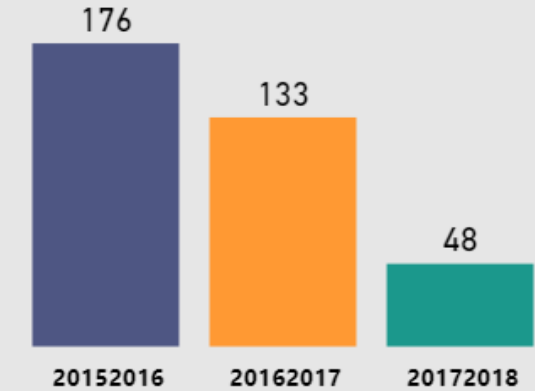
Total Days Suspended

The sum of all suspension days given.



Students with Multiple Suspensions

The count of students who were suspended more than once throughout the school year



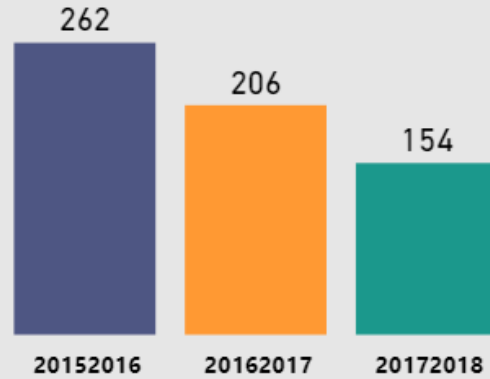
Expect great things.

Out of School Suspensions, Year-to-Date Summary

Multi Racial Students (through 2/14/2018)

Unique Incidents

The number of incidents that result in student suspension(s). One incident may result in multiple student suspensions but will only count once.



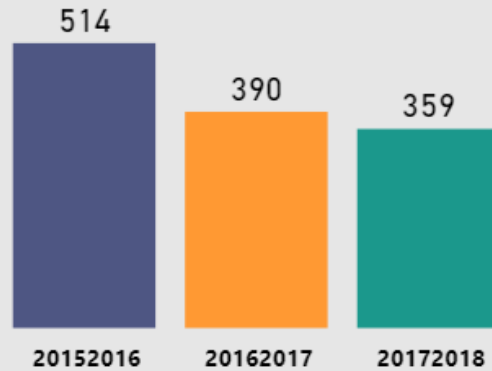
Unique Students Suspended

The count of distinct students suspended. Students with multiple suspensions are only counted once.



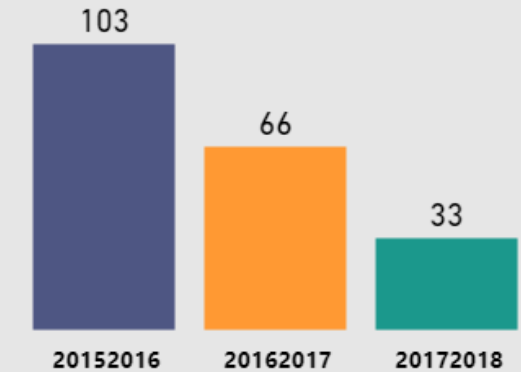
Total Days Suspended

The sum of all suspension days given.



Students with Multiple Suspensions

The count of students who were suspended more than once throughout the school year



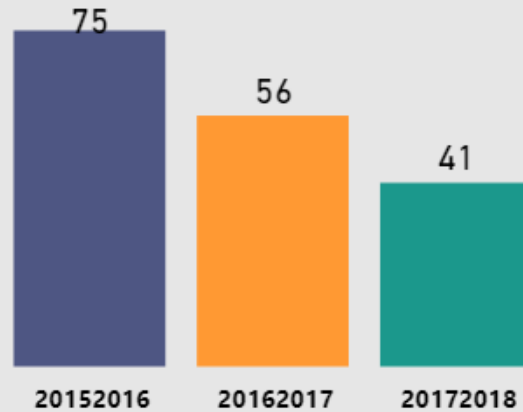
Expect great things.

Out of School Suspensions, Year-to-Date Summary

Asian, American Indian, & Hispanic Students (through 2/14/2018)

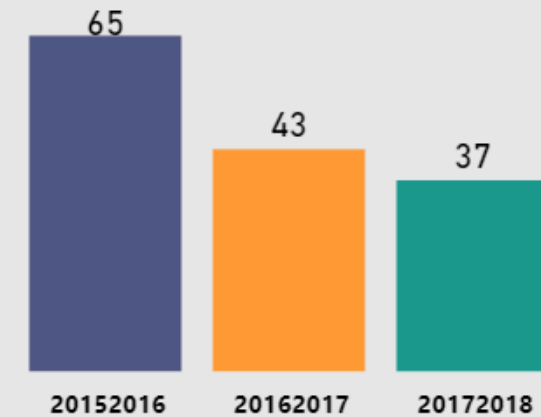
Unique Incidents

The number of incidents that result in student suspension(s). One incident may result in multiple student suspensions but will only count once.



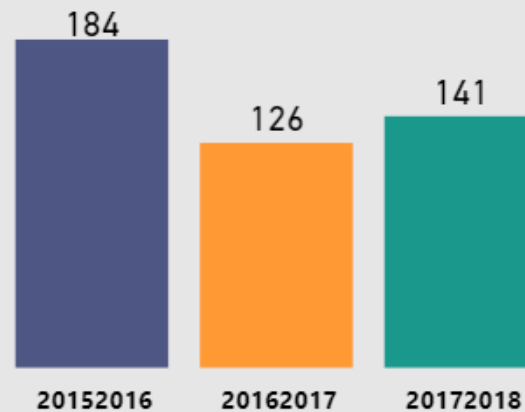
Unique Students Suspended

The count of distinct students suspended. Students with multiple suspensions are only counted once.



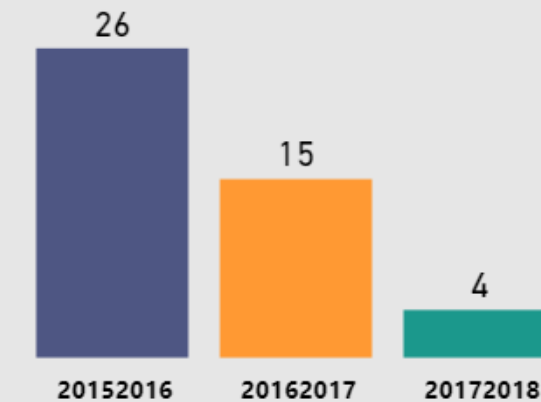
Total Days Suspended

The sum of all suspension days given.



Students with Multiple Suspensions

The count of students who were suspended more than once throughout the school year



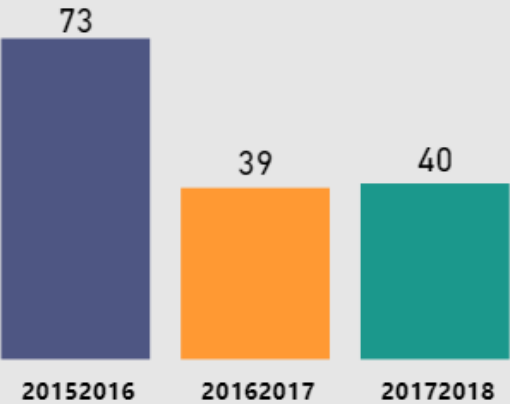
Expect great things.

Out of School Suspensions, Year-to-Date Summary

English Learner Students (through 2/14/2018)

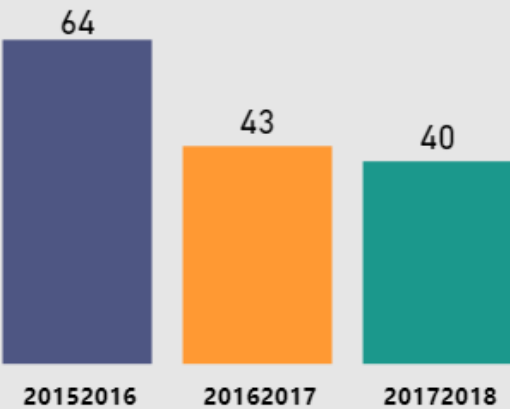
Unique Incidents

The number of incidents that result in student suspension(s). One incident may result in multiple student suspensions but will only count once.



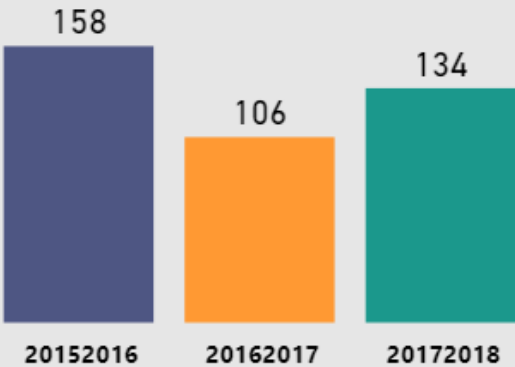
Unique Students Suspended

The count of distinct students suspended. Students with multiple suspensions are only counted once.



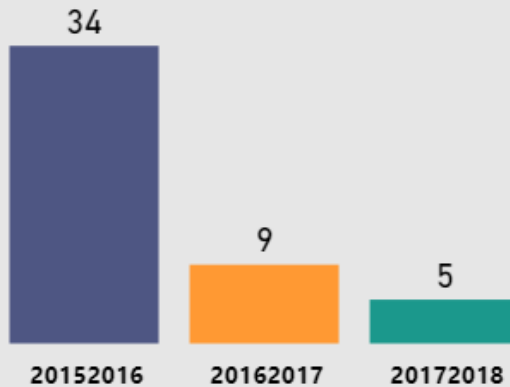
Total Days Suspended

The sum of all suspension days given.



Students with Multiple Suspensions

The count of students who were suspended more than once throughout the school year

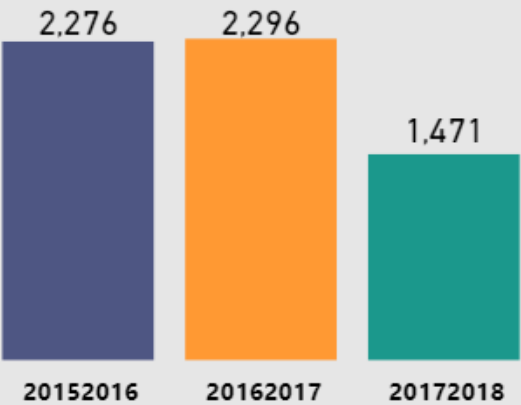


Out of School Suspensions, Year-to-Date Summary

Economically Disadvantaged Students (through 2/14/2018)

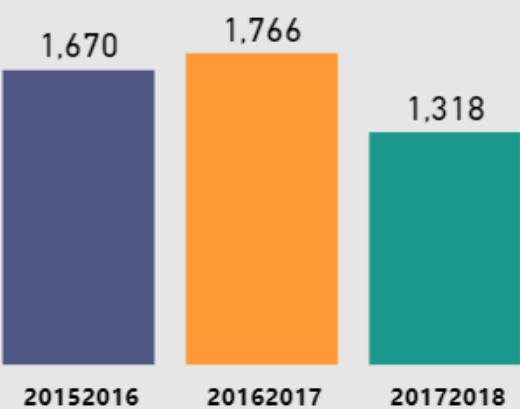
Unique Incidents

The number of incidents that result in student suspension(s). One incident may result in multiple student suspensions but will only count once.



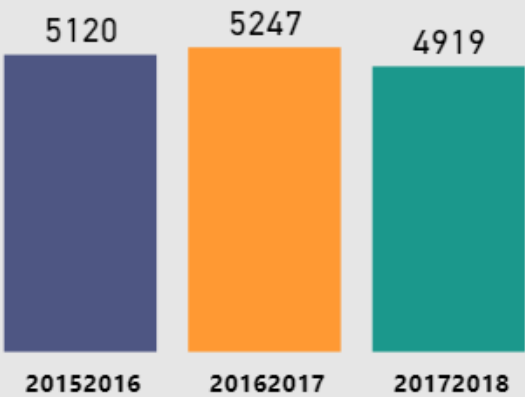
Unique Students Suspended

The count of distinct students suspended. Students with multiple suspensions are only counted once.



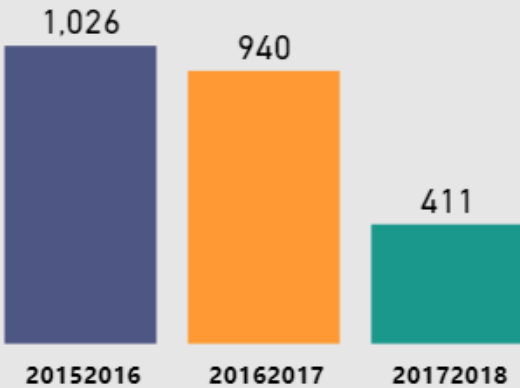
Total Days Suspended

The sum of all suspension days given.



Students with Multiple Suspensions

The count of students who were suspended more than once throughout the school year



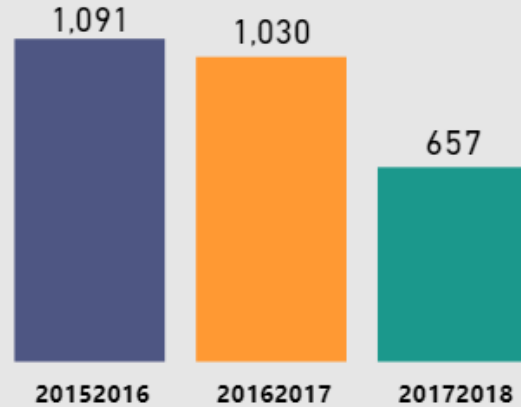
Expect great things.

Out of School Suspensions, Year-to-Date Summary

Students with an IEP (through 2/14/2018)

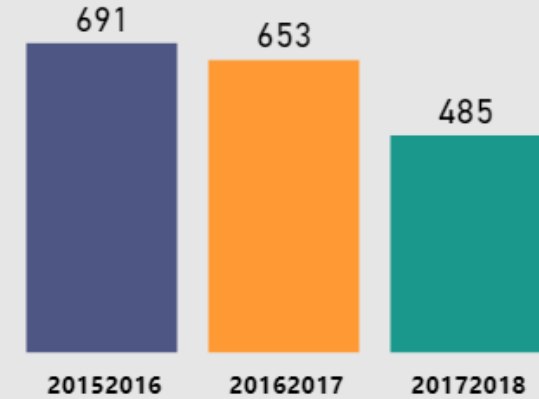
Unique Incidents

The number of incidents that result in student suspension(s). One incident may result in multiple student suspensions but will only count once.



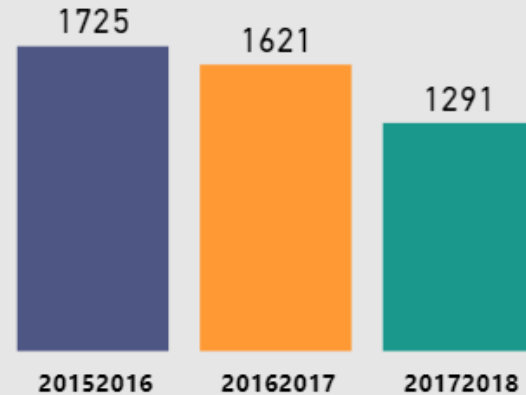
Unique Students Suspended

The count of distinct students suspended. Students with multiple suspensions are only counted once.



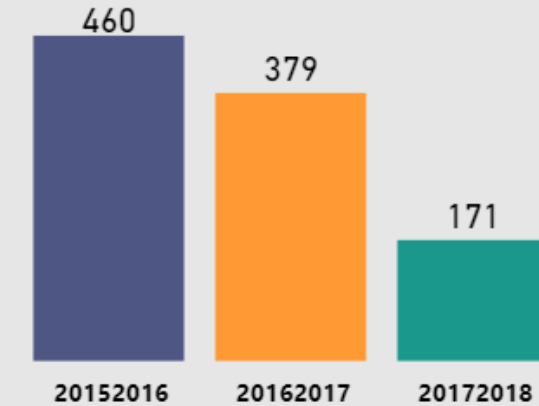
Total Days Suspended

The sum of all suspension days given.



Students with Multiple Suspensions

The count of students who were suspended more than once throughout the school year



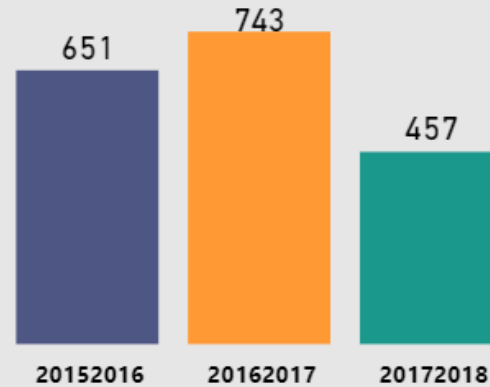
Expect great things.

Out of School Suspensions, Year-to-Date Summary

African American Students with an IEP (through 2/14/2018)

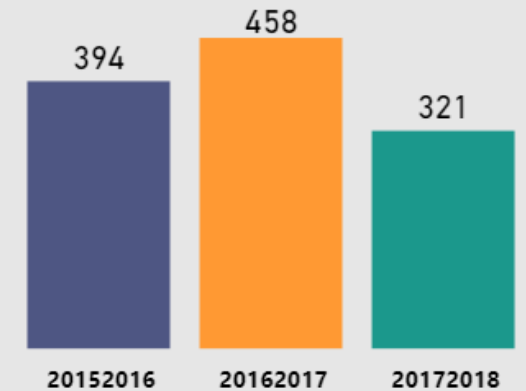
Unique Incidents

The number of incidents that result in student suspension(s). One incident may result in multiple student suspensions but will only count once.



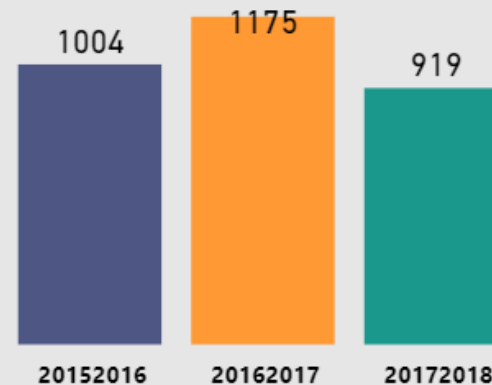
Unique Students Suspended

The count of distinct students suspended. Students with multiple suspensions are only counted once.



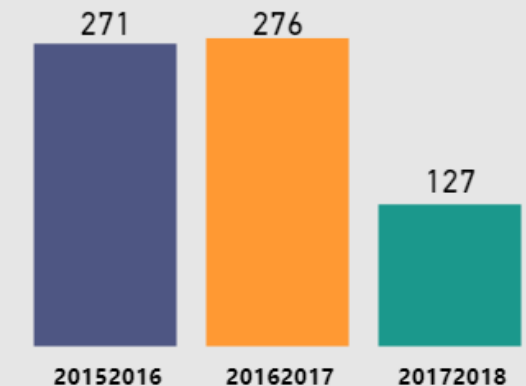
Total Days Suspended

The sum of all suspension days given.



Students with Multiple Suspensions

The count of students who were suspended more than once throughout the school year



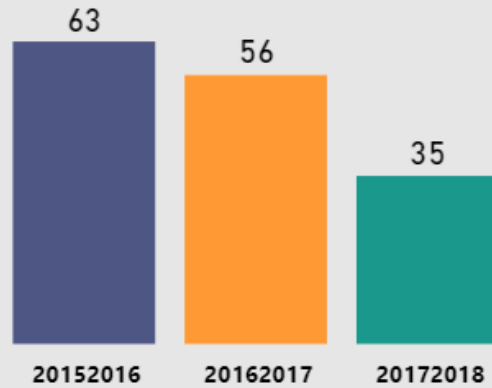
Expect great things.

Out of School Suspensions, Year-to-Date Summary

Multi-Racial Students with an IEP (through 2/14/2018)

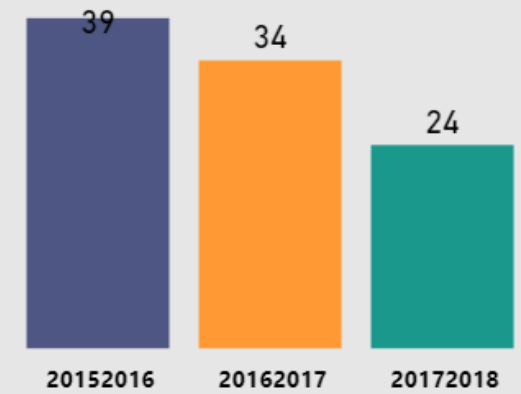
Unique Incidents

The number of incidents that result in student suspension(s). One incident may result in multiple student suspensions but will only count once.



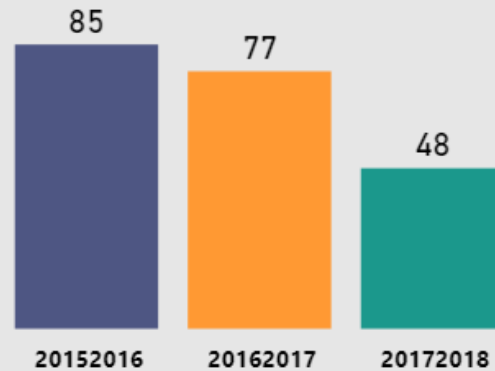
Unique Students Suspended

The count of distinct students suspended. Students with multiple suspensions are only counted once.



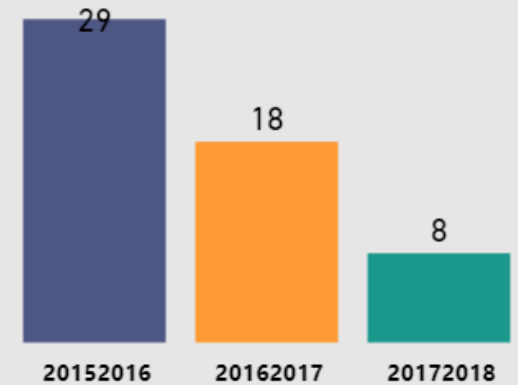
Total Days Suspended

The sum of all suspension days given.



Students with Multiple Suspensions

The count of students who were suspended more than once throughout the school year



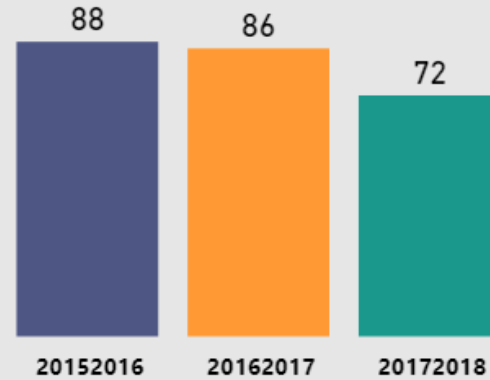
Expect great things.

Out of School Suspensions, Year-to-Date Summary

White Students with an IEP (through 2/14/2018)

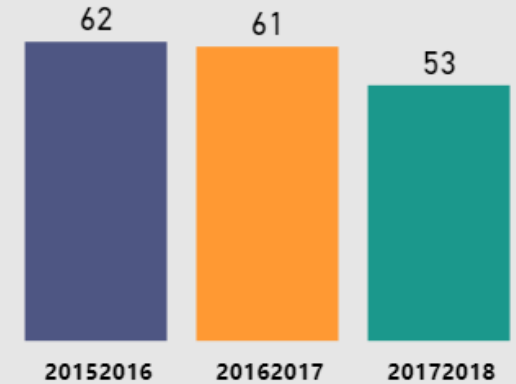
Unique Incidents

The number of incidents that result in student suspension(s). One incident may result in multiple student suspensions but will only count once.



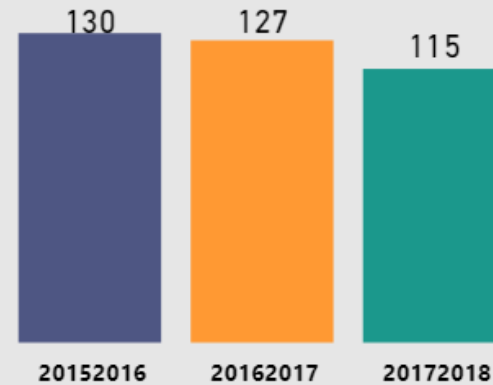
Unique Students Suspended

The count of distinct students suspended. Students with multiple suspensions are only counted once.



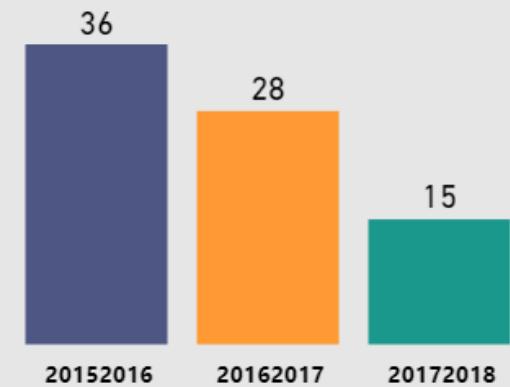
Total Days Suspended

The sum of all suspension days given.



Students with Multiple Suspensions

The count of students who were suspended more than once throughout the school year



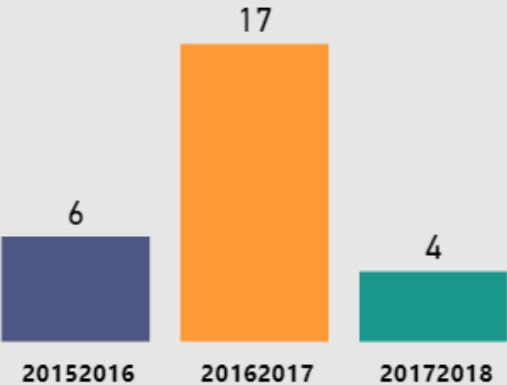
Expect great things.

Out of School Suspensions, Year-to-Date Summary

Asian, American Indian, & Hispanic Students with an IEP (through 2/14/2018)

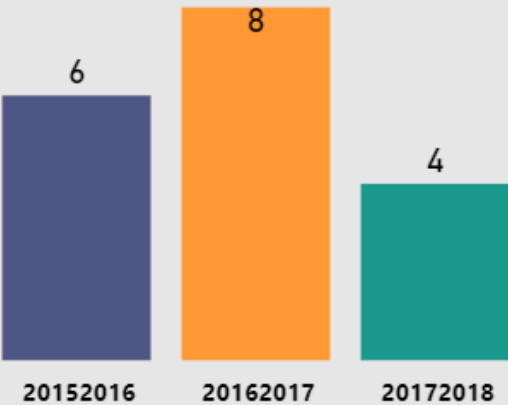
Unique Incidents

The number of incidents that result in student suspension(s). One incident may result in multiple student suspensions but will only count once.



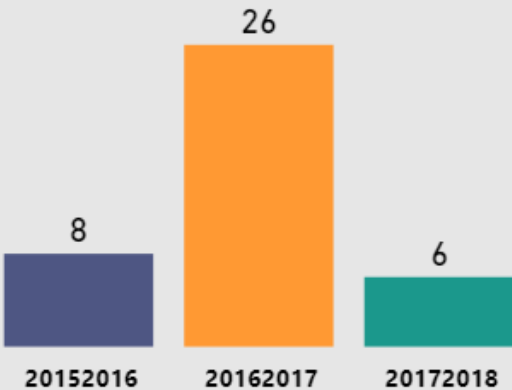
Unique Students Suspended

The count of distinct students suspended. Students with multiple suspensions are only counted once.



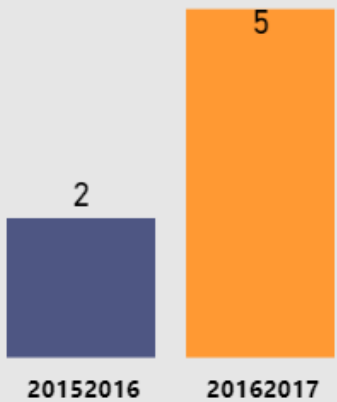
Total Days Suspended

The sum of all suspension days given.



Students with Multiple Suspensions

The count of students who were suspended more than once throughout the school year



Resources to Support the Work...

- ☐ Theme 1 supports in place to 'create a positive and supportive school culture:'
 - ☐ A Multi-Tiered System of Support (MTSS)
 - ☐ Positive Behavioral Interventions and Supports (PBIS)
 - ☐ Restorative Practices (RP)
 - ☐ Student Assistance Program (SAP)
- ☐ Extensive professional development and training

Next Steps for Restorative Practices...

- March 2nd ½ day PD
- March 23rd ½ day PD
- August full day PD
- On going refreshers for schools previously trained

Next Steps for Restorative Practices...Continued

- Plan and schedule Restorative Practice training for remaining 26 schools:
- K-2 Grade Band: Allegheny K-5, Arlington, Brookline, Carmalt, Colfax, Dilworth, Fulton, Grandview, Liberty, Montessori, Roosevelt, Sunnyside, Whittier, Woolslair,
- 6-8, 6-12, and 9-12 Grade Band: Arsenal 6-8, PCA, Schiller, Obama, Alderdice, Carrick, Conroy, Pioneer, Gifted Center, Clayton, POA, SAC

KPI Review: Suspension Data

THANK YOU