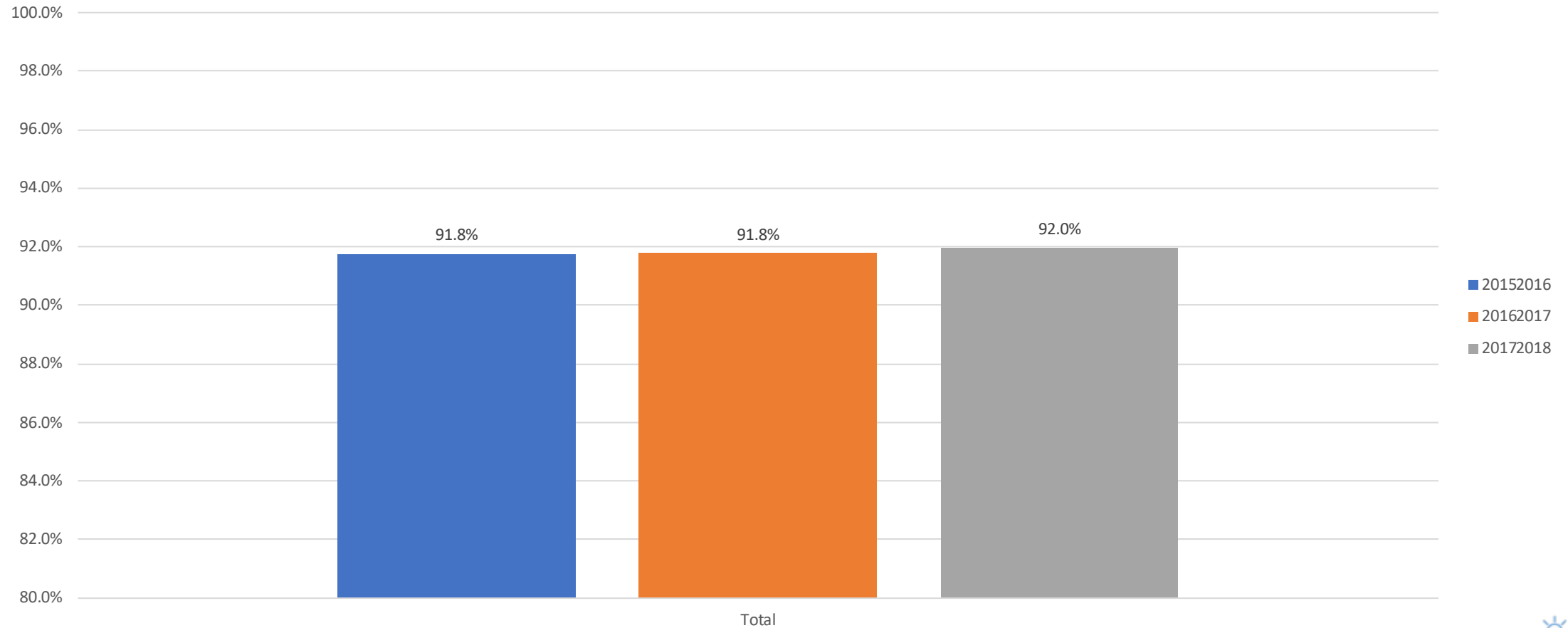


# Attendance Updates

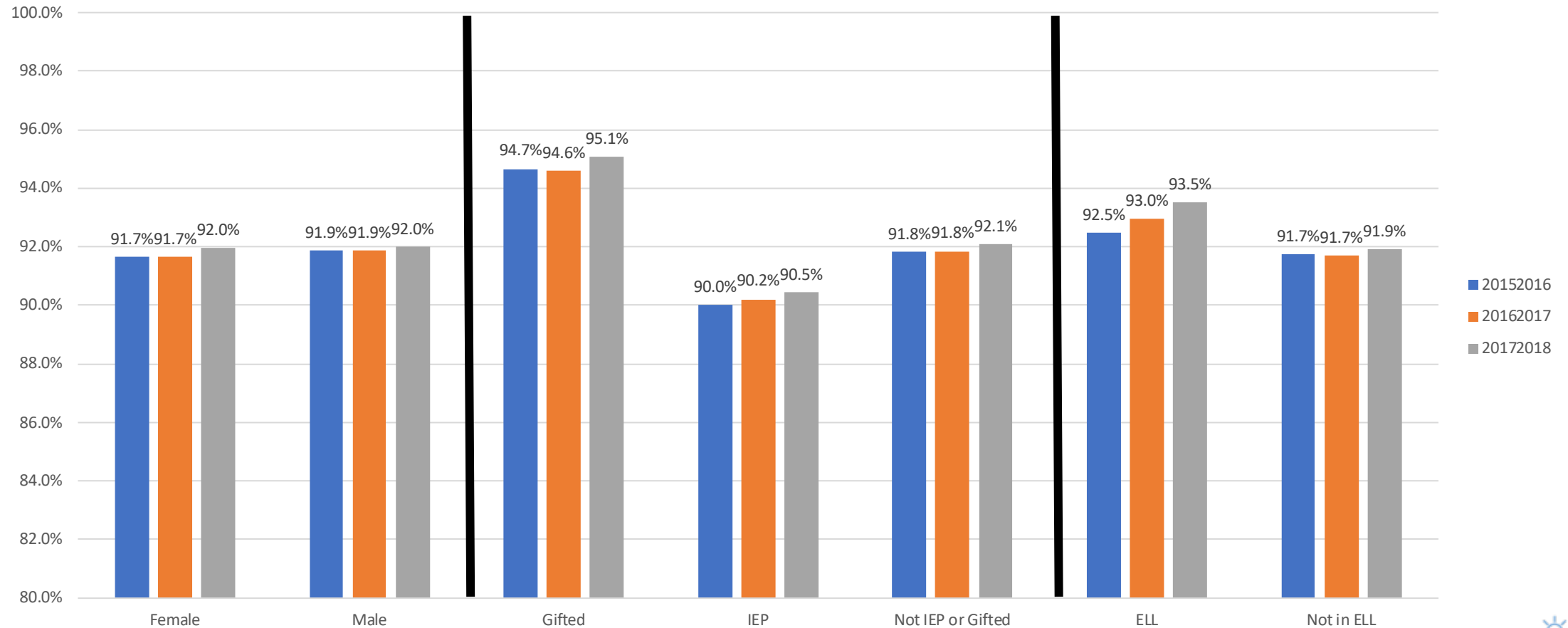
Expect great things.



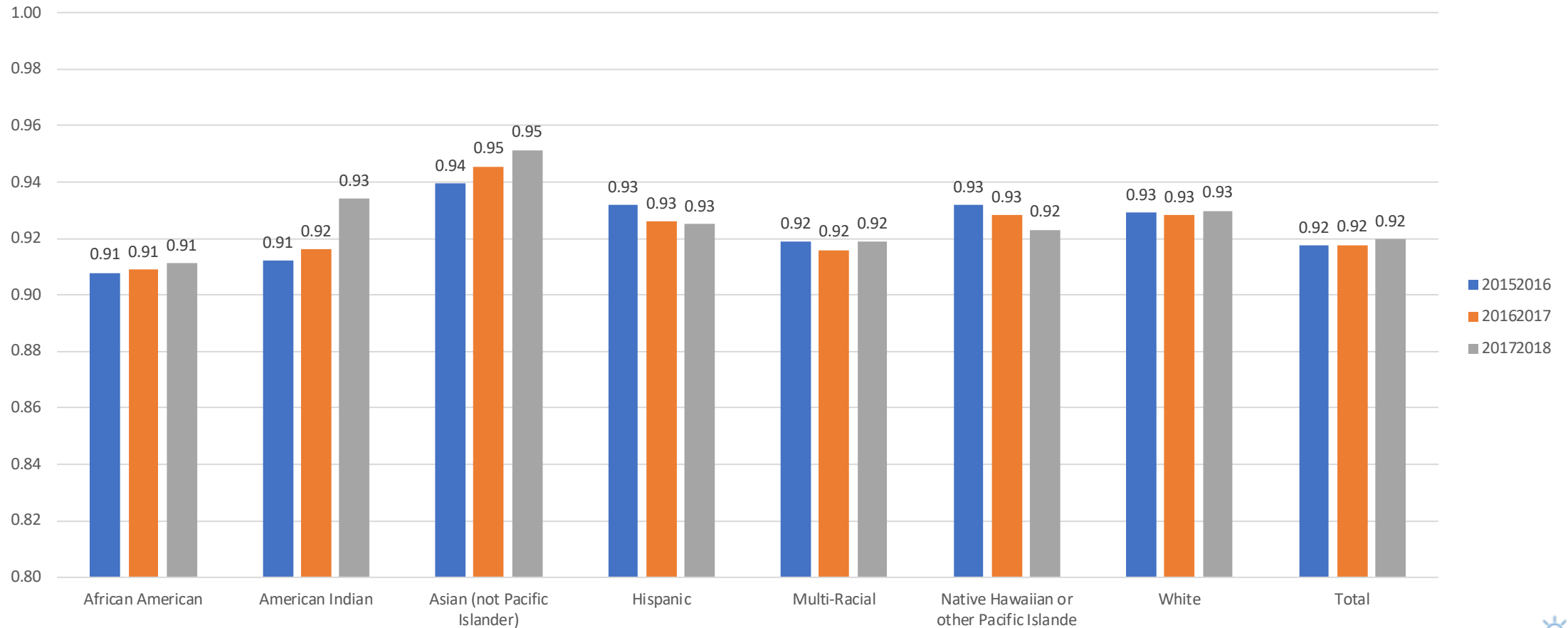
# Overall Attendance for all Students Year to Date



# Attendance Rates by Gender, IEP status, and English Learners 2015-16 2016-17 and 2017-18



# Attendance for All Students by Demographic Groups Year to Date

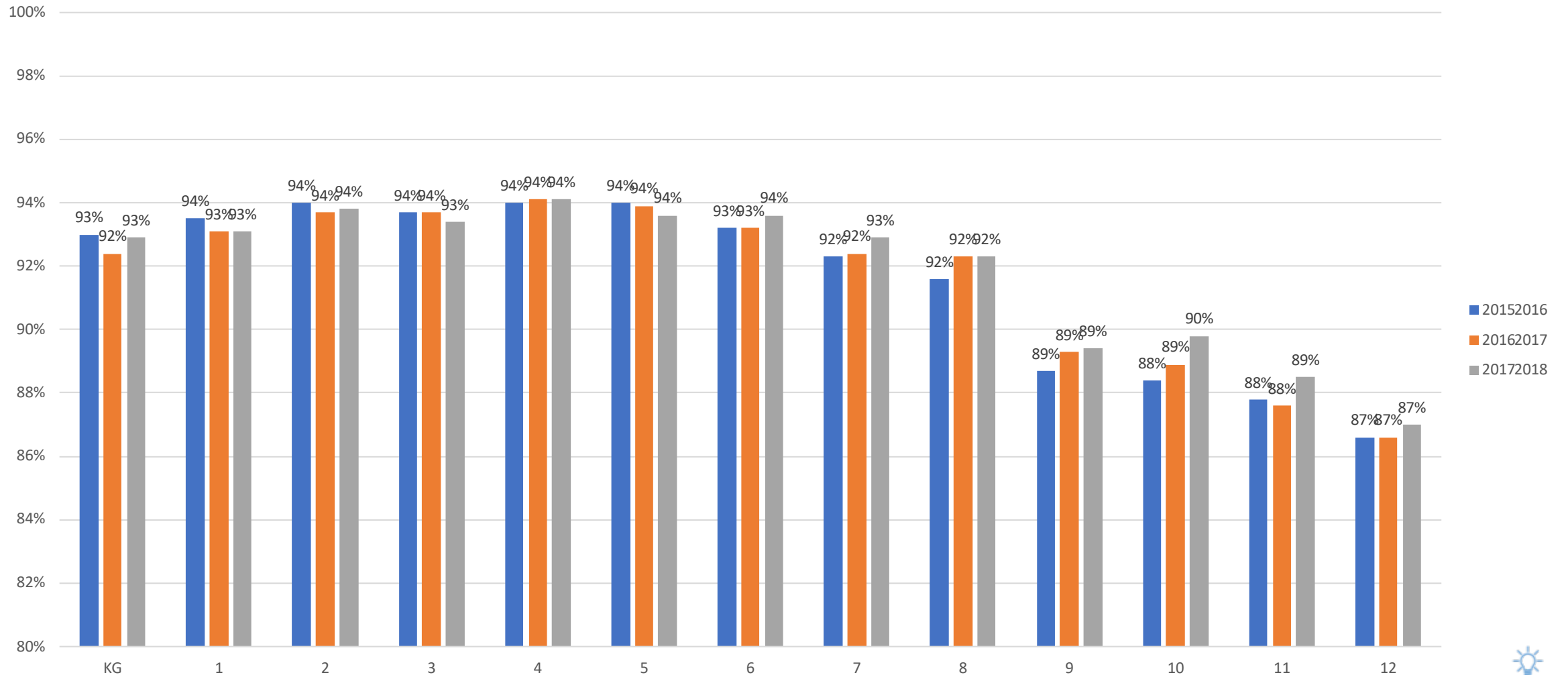


# Overall Attendance Rates

- Comparison
  - Overall attendance level are relatively consistent from 2016-17 to 2017-18.
  - IEP are lower than Non-gifted/IEP with Gifted students having the highest overall attendance rate.
  - English Language (EL) students have higher attendance rate than Non-EL.
- What are the drivers for the overall attendance rates
  - Where are the biggest gaps and areas for greatest improvement?
    - Examine by grades KG-12.
    - In our lowest areas - What schools have the highest attendance rates?

# Overall Attendance by Grades and School Years

## Year to Date (2015-2018)



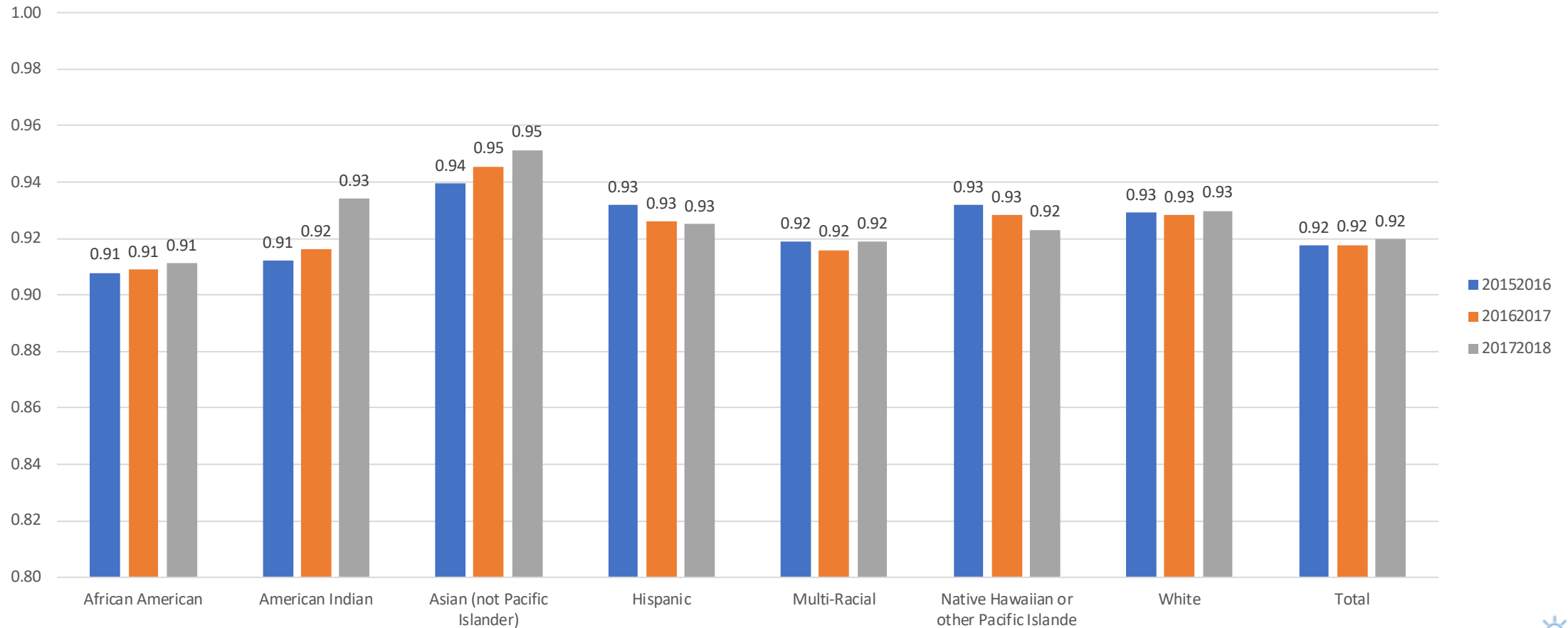
Expect great things.

# Overall Grade Attendance

- The average rate for the district by grade is above 90% for KG-8
- Lower rates (89%-87%) in grades 9,10,11,12.
- The 9,10,11,and 12<sup>th</sup> grades attendance have increased compared to last year's rates at this time.

# Attendance for All Students by Demographic Groups

## Year to Date







Lowest attendance rates are in the 9-12 grades  
The Groups with the lowest rates are African American  
and Multi-racial Students



# Internal and External Supports for Improving Attendance

# Attendance interventions - Internal

- Attendance Assistant Support for each Network:
  - Network A: Janea Voloshin
  - Network B: Julie Higgins
  - Network D: Julie Ringler (to begin on February 22nd; replacing Marshall Medrano who was promoted to another position)
  - Network E: Camie Hubbard
    - They run attendance reports for all schools in their Networks and prepare/mail attendance notifications to families in support of the school Counselors/Social Workers.
    - This also assures timely notifications for families in an effort to incentivize attendance.

# Attendance interventions - Internal

- Attendance Improvement Conferences due to legislative changes from Act 138
  - Legislative changes assure that students and families are engaged in a Student Attendance Improvement Conference (SAIC) similar to what was formerly addressed as Truancy Elimination Plan. The new legislative changes dictate more parameters around the timing of the notifications and conferences as well as pre-requisite steps before pursuing a family with the magistrate for truancy.
    - Act 138 was signed by Governor Wolf on November 3, 2016 to take effect for the 2017-2018 school year
    - The updated policy is available as follows: <http://www.boarddocs.com/pa/pghboe/Board.nsf/goto?open&id=AN5NYT5D8061>

# Attendance interventions - External Partners

- External Partnerships with DHS and the United Way'
  - Allegheny County Department of Human Services (DHS)
    - **Focus on Attendance** - a family-driven intervention service for students who are truant.
  - The United Way
    - **Be There Campaign**
      - **Mini grants** \$7,900 to 7 PPS schools - Pittsburgh Arsenal PreK-5 (\$800), Pittsburgh Beechwood K-5 (\$800), Pittsburgh Brashear HS (\$800), Pittsburgh Manchester K-8 (\$1,500), Pittsburgh Millionaires 6-12 (\$1,500), Pittsburgh Science and Technology Academy 6-12 (\$1,000), and Pittsburgh Westinghouse (\$1,500). .
    - **Be There awards** to honor *community members and educators* who promote strong attendance for students.
    - **Periodic trainings** and PDs that are open to PPS staff
    - **toolkits** and provide support schools who want to do an attendance challenge or launch a buddy project.
    - **Summer Dreamers**
  - The Pittsburgh Promise